

# Regional Wastewater Program Annual Financial Report



Metropolitan Wastewater  
MANAGEMENT COMMISSION



*partners in wastewater management*

## Fiscal Year 2020-2021



**METROPOLITAN WASTEWATER MANAGEMENT COMMISSION  
OF THE EUGENE-SPRINGFIELD METROPOLITAN AREA**

**ANNUAL FINANCIAL REPORT**

**For the Years Ended June 30, 2021 and 2020**



METROPOLITAN WASTEWATER MANAGEMENT COMMISSION

ANNUAL FINANCIAL REPORT

For the years ended June 30, 2021 and 2020

TABLE OF CONTENTS

	Page
INTRODUCTORY SECTION	
Governing Board	iii
FINANCIAL SECTION	
Independent Auditor's Report	15-16
Management's Discussion & Analysis	19-24
Basic Financial Statements	
Comparative Statements of Net Position	27
Comparative Statements of Revenues, Expenses and Changes in Net Position	28
Comparative Statements of Cash Flows	29
Notes to Financial Statements	30-38
Supplemental Information	
Combining Statement of Revenues, Expenses and Changes in Fund Net Position	41
Schedule of Revenues, Expenses and Changes in Fund Net Position (Non-GAAP Budgetary Basis) - Budget and Actual	
Regional Wastewater Fund	42
Regional Wastewater Capital Fund	43
COMPLIANCE SECTION	
Independent Auditor's Report Required by Oregon State Regulations	47-48



# Introductory Section





# Metropolitan Wastewater MANAGEMENT COMMISSION



*partners in wastewater management*

---

## GOVERNING BOARD

June 30, 2021

Jennifer Yeh  
Eugene, OR 97401

Eugene Council Representative  
President

Joe Pishioneri  
Springfield, OR 97478

Springfield Council Representative  
Vice-President

Pat Farr  
Eugene, OR 97401

Lane County Board of Commissioners Representative

Walt Meyer  
Eugene, OR 97405

Eugene Citizen Representative

Peter Ruffier  
Eugene, OR 97405

Eugene Citizen Representative

Bill Inge  
Eugene, OR 97402

Lane County Citizen Representative

Doug Keeler  
Springfield, OR 97477

Springfield Citizen Representative

The governing board may be contacted at the address below.

ADMINISTRATION  
225 Fifth Street  
Springfield, Oregon 97477

Matt Stouder

MWMC General Manager/Executive Officer

Dave Breitenstein

Wastewater Division Director

Nathan Bell

MWMC Finance Officer




# Financial Section



# **Independent Auditor's Report**





## GROVE, MUELLER & SWANK, P.C.

CERTIFIED PUBLIC ACCOUNTANTS AND CONSULTANTS

[www.gmscpa.com](http://www.gmscpa.com)

(503) 581-7788 • FAX (503) 581-0152

475 Cottage Street NE, Suite 200 • Salem, Oregon 97301-3814

### ***INDEPENDENT AUDITOR'S REPORT***

Governing Board  
Metropolitan Wastewater Management Commission  
225 Fifth Street  
Springfield, Oregon 97477

#### ***Report on the Financial Statements***

We have audited the accompanying statements of net position of Metropolitan Wastewater Management Commission (MWMC) as of June 30, 2021 and 2020, and the related statements of revenues, expenses and changes in net position, and cash flows for the years then ended, and the related notes to the financial statements, which collectively comprise MWMC's basic financial statements as listed in the table of contents.

#### ***Management's Responsibility for the Financial Statements***

Management is responsible for the preparation and fair presentation of these financial statements in accordance with accounting principles generally accepted in the United States of America; this includes the design, implementation, and maintenance of internal control relevant to the preparation and fair presentation of financial statements that are free from material misstatement, whether due to fraud or error.

#### ***Auditor's Responsibility***

Our responsibility is to express an opinion on these financial statements based on our audits. We conducted our audits in accordance with auditing standards generally accepted in the United States of America. Those standards require that we plan and perform the audit to obtain reasonable assurance about whether the financial statements are free from material misstatement.

An audit involves performing procedures to obtain audit evidence about the amounts and disclosures in the financial statements. The procedures selected depend on the auditor's judgment, including the assessment of the risks of material misstatement of the financial statements, whether due to fraud or error. In making those risk assessments, the auditor considers internal control relevant to MWMC's preparation and fair presentation of the financial statements in order to design audit procedures that are appropriate in the circumstances, but not for the purpose of expressing an opinion on the effectiveness of MWMC's internal control. Accordingly, we express no such opinion. An audit also includes evaluating the appropriateness of accounting policies used and the reasonableness of significant accounting estimates made by management, as well as evaluating the overall presentation of the financial statements.

We believe that the audit evidence we have obtained is sufficient and appropriate to provide a basis for our audit opinion.

## ***Opinion***

In our opinion, the financial statements referred to above present fairly, in all material respects, the financial position of Metropolitan Wastewater Management Commission as of June 30, 2021 and 2020, and the respective changes in financial position, and cash flows thereof for the years then ended, in accordance with accounting principles generally accepted in the United States of America.

## ***Other Matters***

### ***Management's Discussion and Analysis***

Accounting principles generally accepted in the United States of America require that the management's discussion and analysis (MD&A) be presented to supplement the basic financial statements. Such information, although not a part of the basic financial statements, is required by the Governmental Accounting Standards Board, who considers it to be an essential part of financial reporting for placing the basic financial statements in an appropriate operational, economic, or historical context. We have applied certain limited procedures to the MD&A in accordance with auditing standards generally accepted in the United States of America, which consisted of inquiries of management about the methods of preparing the information and comparing the information for consistency with management's responses to our inquiries, the basic financial statements, and other knowledge we obtained during our audit of the basic financial statements. We do not express an opinion or provide any assurance on the information because the limited procedures do not provide us with sufficient evidence to express an opinion or provide any assurance.

### ***Supplemental Information***


Our audit was conducted for the purpose of forming an opinion on the financial statements that collectively comprise MWMC's basic financial statements. The supplemental information is presented for purposes of additional analysis and is not a required part of the basic financial statements.

The supplemental information is the responsibility of management and was derived from and relates directly to the underlying accounting and other records used to prepare the basic financial statements. Such information has been subjected to the auditing procedures applied in the audit of the basic financial statements and certain additional procedures, including comparing and reconciling such information directly to the underlying accounting and other records used to prepare the basic financial statements or to the basic financial statements themselves, and other additional procedures in accordance with auditing standards generally accepted in the United States of America. In our opinion, the supplemental information is fairly stated in all material respects in relation to the basic financial statements as a whole.

## ***Other Reporting Required by Oregon Minimum Standards***

In accordance with Minimum Standards for Audits of Oregon Municipal Corporations, we have issued our report dated December 14, 2021, on our consideration of MWMC's compliance with certain provisions of laws and regulations, including the provisions of Oregon Revised Statutes as specified in Oregon Administrative Rules. The purpose of that report is to describe the scope of our testing of compliance and the results of that testing and not to provide an opinion on compliance.

**GROVE, MUELLER & SWANK, P.C.**  
**CERTIFIED PUBLIC ACCOUNTANTS**

By:   
Ryan T. Pasquarella, A Shareholder  
December 14, 2021



# **Management's Discussion and Analysis**



## **MANAGEMENT'S DISCUSSION AND ANALYSIS**

As management of the Metropolitan Wastewater Management Commission (MWMC), we offer readers of MWMC's financial statements this narrative overview and analysis of the financial activities of MWMC for the fiscal year ended June 30, 2021. Please read it in conjunction with MWMC's basic financial statements, which begin on page 29.

### **Mission**

The purpose of the MWMC is to protect health, safety and the environment by providing high quality wastewater management services to the Eugene-Springfield metropolitan area. The MWMC and its regional partners are committed to providing these services in a manner that is effective, efficient, and meets customer service expectations. Since the mid-1990's, the Commission and staff have worked together to identify key outcome areas within which to focus the annual work plan and budget priorities, as well as planning capital and construction administration.

### **Responsibility and Controls**

The City of Springfield performs all administrative duties, as well as planning and capital construction of major capital assets for the MWMC in accordance with the provisions of an intergovernmental service agreement among the City of Springfield, the City of Eugene, and the MWMC.

The City of Eugene performs all operations and maintenance duties for the MWMC in accordance with the provisions of the intergovernmental service agreement among the City of Eugene, the City of Springfield, and the MWMC.

### **FINANCIAL HIGHLIGHTS**

- Total assets and deferred outflows of resources at June 30, 2021 were \$235.3 million and exceeded liabilities by \$195.6 million (i.e. net position). The increase in net position for the fiscal year ended June 30, 2021 was \$8.5 million. The increase in net position for the fiscal year ended June 30, 2020 was \$9.3 million. The decrease of \$800 thousand was the result of a \$1.2 million increase in operating costs and an \$800 thousand decrease in interest revenue, offset by a \$1.4 million increase in capital contributions. Of the total net position, \$8.2 million is restricted for capital improvements, \$116.3 million represents net investment in capital assets, \$.2 million for debt service, and \$70.9 million is unrestricted and available for future appropriation.
- Operating revenues for the year were \$34,456,365. This is .2% less than the fiscal year 2020 operating revenue of \$34,538,644. Fiscal year 2020 showed very little change from 2019 with operating revenues decreasing by just \$10,658.

- Total operating and maintenance expenses for the year were \$15.3 million and the total administration expenses were \$4.3 million compared to the prior year when expenses were \$14.7 and \$3.9 million respectively, and 2019 when they were \$14.2 and \$3.6 million respectively.

## **OVERVIEW OF ANNUAL FINANCIAL REPORT**

Management's Discussion and Analysis (MD&A) serves as an introduction to the basic financial statements and supplementary information. The MD&A represents management's examination and analysis of MWMC's financial condition and performance.

The financial statements report information about MWMC using the accrual basis of accounting. As such, revenues are recognized when they are earned and expenses are recognized when they are incurred.

The financial statements include a statement of net position, a statement of revenues, expenses, and changes in net position, a statement of cash flows and notes to the financial statements. The statement of net position provides information about the nature and amount of resources and obligations at year-end. The statement of revenues, expenses, and changes in net position presents the results of the business activities over the course of the fiscal year and information on how the net position changed during the year. The statement of cash flows presents changes in cash and cash equivalents resulting from operational, capital and related financing, and investing activities. This statement presents information about cash receipts and cash disbursements, without consideration of the earnings event, when an obligation occurs, or depreciation of capital assets.

The notes to the financial statements provide required disclosures and other information that are essential to a full understanding of material data provided in the statements. The notes present information about the MWMC's accounting policies, significant account balances and activities, material risks, obligations, commitments, and contingencies.

The financial statements represent a consolidation of two budgetary funds: the Regional Wastewater Fund and the Regional Wastewater Capital Fund. For financial reporting purposes, management considers the activities relating to the operation of wastewater management to be of a unitary nature and they are reported as such. For operational purposes, the accounts of wastewater management are organized on the basis of funds, each of which is considered a separate accounting entity. Supplementary information comparing the budget to actual revenues and expenses is provided.

The financial statements were prepared by City of Springfield staff from the detailed books and records of the MWMC. The financial statements were audited during the independent external audit process.

## Financial Analysis

The following comparative condensed financial statements serve as the key financial data and indicators for management, monitoring, and planning.

### CONDENSED FINANCIAL STATEMENTS Statements of Net Position

	2021	2020	2019
Current and other assets	\$ 96,931,955	\$ 91,306,511	\$ 88,591,275
Capital assets, net, where applicable, of accumulated depreciation	136,501,018	134,532,472	137,006,868
Total assets	233,432,973	225,838,983	225,598,143
Deferred outflows of resources	1,851,203	2,197,798	2,544,395
Current liabilities	6,886,945	5,946,528	8,082,665
Long-term liabilities	32,774,883	34,981,950	42,210,347
Total liabilities	39,661,828	40,928,478	50,293,012
Net position:			
Net investment in capital assets	116,286,944	110,829,285	104,491,746
Restricted for capital improvement	8,231,886	5,387,377	5,343,704
Restricted for debt service	183,192	183,192	435,603
Unrestricted	70,920,326	70,708,449	67,578,473
Total net position	\$ 195,622,348	\$ 187,108,303	\$ 177,849,526

The largest portion of the MWMC's net position is net investment in capital assets, followed by unrestricted assets, and then the restricted amounts held for investment in the capital improvement plan and finally, the remaining amount that is restricted for debt service.

Total net position for MWMC continues to show a growth trend with most of that growth in the category of net investment in capital assets, although due to strong system development charge revenue in FY21, the category of restricted for capital improvement also showed substantial growth. MWMC is deliberately focused on a robust capital program that will maintain plant infrastructure to withstand the wear and tear of time, to meet current and future regulatory requirements, to survive natural disasters and to incorporate modern technologies. At the same time, MWMC has taken opportunities to retire long-term debt when cash has accumulated and interest rates are favorable.

## Statements of Revenues, Expenses, and Changes in Net Position

	2021	2020	2019
Operating revenues	\$ 34,456,365	\$ 34,538,644	\$ 34,549,302
Operations & maintenance	(15,280,858)	(14,683,457)	(14,221,359)
Administration	(4,275,285)	(3,908,139)	(3,621,535)
Depreciation	(9,389,412)	(9,175,822)	(8,934,423)
Operating income	5,510,810	6,771,226	7,771,985
Non-operating revenues (expenses), net (includes capital contributions)	3,003,235	2,487,551	3,496,987
Change in net position	\$ 8,514,045	\$ 9,258,777	\$ 11,268,972

Operating revenues decreased by .2% from fiscal year 2020 to 2021 and decreased by .03% from fiscal year 2019 to 2020. The fiscal year 2021 decrease was primarily due to small decreases in intergovernmental revenue and septic hauler fees.

Operations & maintenance expenses increased by approximately \$597 thousand or 4% compared to fiscal year 2020. The MWMC experienced small increases and decreases throughout the budget but the most significant differences between fiscal 2020 and 2021 appear in the following line items: Contractual Services \$86K increase, Internal Charges to City of Eugene for Risk Management \$70K, Chemicals for Wastewater Process \$76K, Utilities \$80K, Equipment Maintenance on Lab Equipment \$46k.

Net non-operating revenues/(expenses) increased from \$2.5 million in fiscal year ending June 30, 2020 to \$3 million for the year ending June 30, 2021. This was mainly due to the significant increase in system development charge revenue of \$1.4 million.

### Capital Assets

MWMC's investment in capital assets as of June 30, 2021 was \$136.5 million (net of accumulated depreciation). This investment in capital assets includes land, construction in progress, buildings, machinery and equipment, and other assets. The net increase in the MWMC's investment in capital assets for the current fiscal year was 1.46%. MWMC added \$11.4 million of assets this year as part of the continuing capital improvement plan in place for the facilities upgrades, and this was offset by \$9.4 million in annual depreciation.

Major capital asset events during the current fiscal year included the following:

- Work continued on the Renewable Natural Gas Upgrade project, with expenses of \$8.7 million.
- Work continued on the Aeration Basin Improvement project, with expenses of \$1.4 million
- Work continued on the Class A Disinfection project, with expenses of \$1.2 million
- Work on the WPCF Lagoon Removal/Decommissioning was substantially completed, with costs of \$3.6 million transferred from work in progress to Plant and Building.

**MWMC's Capital Assets**  
(net of accumulated depreciation)

	June 30,		
	2021	2020	2019
Land	\$ 8,339,727	\$ 8,339,727	\$ 8,619,727
Construction in progress	15,862,972	9,400,632	14,315,469
Buildings	68,920,609	70,495,403	64,749,060
Machinery and equipment	41,438,058	44,112,991	47,617,010
Other assets	1,939,652	2,183,719	1,705,602
Total	<u>\$ 136,501,018</u>	<u>\$ 134,532,472</u>	<u>\$ 137,006,868</u>

## Debt Administration

At the end of the current fiscal year, the MWMC had total bonded debt outstanding (net of unamortized premium) of \$21.2 million, all of which is secured solely by sewer revenues. Notes payable were comprised entirely of one State Revolving Fund Loan (SRF) which was obtained as additional funding to implement the Facilities Plan at more advantageous interest rates than would result from issuing another revenue bond. In November 2018, two of the five SRF loans were retired, a third was retired in October 2019 and the fourth was paid off in December 2020, leaving a balance of \$900 thousand as of June 30, 2021.

Additional information on the MWMC's capital assets and related debt can be found in Note F and Note H, beginning on page 37 of this report.

## **Economic Factors and Next Year's Budget and Rates**

For the year ended June 30, 2022, MWMC approved a 3.5% rate increase that was effective July 1, 2021 (a 0% increase was effective July 1, 2020). The new rate resulted in an average residential billing of \$27.97 per month based on typical residential consumption of 5,000 gallons per month. The budget included an annual capital contribution of \$9.8 million in order to fund implementation of the ongoing Capital Improvement Plan.

## **Requests for Information**

This financial report is designed to provide our citizens and rate payers with a general overview of the finances for those funds maintained by the MWMC and to show MWMC's accountability for the funds it receives. Questions concerning any of the information provided in this report or requests for additional financial information should be addressed to:

MWMC Accountant  
City of Springfield  
225 Fifth Street  
Springfield, OR 97477



# **Basic Financial Statements**



Metropolitan Wastewater Management Commission  
Comparative Statements of Net Position

	June 30,	
	2021	2020
<b>ASSETS</b>		
Cash and investments		
Unrestricted	\$ 77,815,970	\$ 75,457,187
Restricted	11,766,303	8,944,278
Accounts receivable	275,788	203,251
Intergovernmental receivable, net	5,457,373	5,043,910
Inventory	585,158	590,635
Accrued interest	138,943	190,759
Prepaid expenses	43,645	50,200
Deposits	700,000	700,000
Notes receivable (System Development Charges)	148,775	126,291
Capital assets:		
Land and construction in progress	24,202,699	17,740,359
Other capital assets, net of accumulated depreciation	112,298,319	116,792,113
Total assets	<u>233,432,973</u>	<u>225,838,983</u>
<b>DEFERRED OUTFLOWS OF RESOURCES</b>		
Deferred charge for debt refunding	<u>1,851,203</u>	<u>2,197,798</u>
<b>LIABILITIES</b>		
Current liabilities:		
Accounts and contracts payable	3,340,195	2,387,972
Other accrued liabilities	59,311	41,285
Interest payable	141,083	167,068
Current portion of notes payable	100,000	245,749
Current portion of revenue bonds payable	3,245,000	3,090,000
Unearned revenues	1,356	14,454
Due to other governments	14,054,606	12,416,714
Notes payable	800,000	900,010
Revenue bonds payable (net of unamortized premium, and current portion)	17,920,277	21,665,226
Total liabilities	<u>39,661,828</u>	<u>40,928,478</u>
<b>NET POSITION</b>		
Net investment in capital assets	116,286,944	110,829,285
Restricted for capital improvement	8,231,886	5,387,377
Restricted for debt service	183,192	183,192
Unrestricted	<u>70,920,326</u>	<u>70,708,449</u>
Total net position	<u>\$ 195,622,348</u>	<u>\$ 187,108,303</u>

The accompanying notes are an integral part of these statements.

Metropolitan Wastewater Management Commission  
Comparative Statements of Revenues, Expenses and Changes in Net Position

	For the years ended June 30,	
	2021	2020
Operating revenues:		
Sewer user fees	\$ 34,379,034	\$ 34,490,604
Other operating receipts	77,331	48,040
Total operating revenues	<u>34,456,365</u>	<u>34,538,644</u>
Operating expenses:		
Operations and maintenance	15,280,858	14,683,457
Administration	4,275,285	3,908,139
Depreciation	<u>9,389,412</u>	<u>9,175,822</u>
Total operating expenses	<u>28,945,555</u>	<u>27,767,418</u>
Operating income	<u>5,510,810</u>	<u>6,771,226</u>
Non-operating revenues (expenses):		
Interest income	471,463	1,763,924
Interest expense	(745,823)	(918,211)
Lease income	53,608	50,507
Gain (loss) on disposal of capital assets	(13,685)	(380,154)
Miscellaneous revenue	<u>38,521</u>	<u>157,075</u>
Total non-operating revenues (expenses)	<u>(195,916)</u>	<u>673,141</u>
Income before contributions	5,314,894	7,444,367
Capital contributions	<u>3,199,151</u>	<u>1,814,410</u>
Change in net position	8,514,045	9,258,777
Net position, beginning of year	<u>187,108,303</u>	<u>177,849,526</u>
Net position, end of year	<u><u>\$ 195,622,348</u></u>	<u><u>\$ 187,108,303</u></u>

The accompanying notes are an integral part of these statements.

Metropolitan Wastewater Management Commission  
Comparative Statements of Cash Flows

	For the years ended June 30,	
	2021	2020
Cash flows from operating activities:		
Cash received from customers	\$ 33,893,034	\$ 34,416,701
Cash paid to other governments	(10,661,753)	(10,782,796)
Cash paid to suppliers for goods and services	(6,274,217)	(7,946,363)
Other operating receipts	81,836	45,948
Net cash provided by operating activities	17,038,900	15,733,490
Cash flows from capital and related financing activities:		
Acquisition and construction of capital assets	(11,371,644)	(7,081,578)
Proceeds from sale of capital assets	20,919	157,073
Proceeds of capital contributions	3,199,151	1,814,410
Principal paid on notes payable	(245,759)	(5,703,583)
Principal paid on revenue bonds payable	(3,243,354)	(3,108,352)
Interest payments	(771,808)	(977,120)
Net cash used in capital and related financing activities	(12,412,495)	(14,899,150)
Cash flows from investing activities:		
Interest received	523,278	1,839,526
Notes receivable issued	(142,289)	(146,826)
Cash received on notes receivable	119,805	132,759
Lease income	53,608	50,507
Net cash provided by investing activities	554,402	1,875,966
Net increase (decrease) in cash and investments	5,180,808	2,710,306
Cash and investments, beginning of year	84,401,465	81,691,159
Cash and investments, end of year	\$ 89,582,273	\$ 84,401,465
Reconciliation of operating income to net cash provided by operating activities:		
Operating income	\$ 5,510,810	\$ 6,771,226
Adjustments to reconcile operating income to net cash provided by operating activities:		
Depreciation	9,389,415	9,175,822
Changes in assets / liabilities:		
Intergovernmental receivable	(413,463)	51,941
Accounts receivable	(54,935)	(125,844)
Prepaid expenses	6,555	8,974
Accounts and contracts payable	952,223	(1,679,876)
Due to other governments	1,655,918	1,534,875
Inventory	5,478	(1,536)
Unearned revenue	(13,098)	(2,092)
Net cash provided by operating activities	\$ 17,038,900	\$ 15,733,490

The accompanying notes are an integral part of these statements.

METROPOLITAN WASTEWATER MANAGEMENT COMMISSION  
NOTES TO FINANCIAL STATEMENTS

Years ended June 30, 2021 and 2020

**NOTE A – SUMMARY OF SIGNIFICANT ACCOUNTING POLICIES**

The Metropolitan Wastewater Management Commission (MWMC) was established on February 9, 1977 through an intergovernmental agreement between Lane County and the Cities of Eugene and Springfield. It was formed to construct, operate, and maintain regional sewage facilities. The Commission is composed of seven voting members from Eugene, Springfield, and Lane County. Three of the seven members are elected officials from each of the partner agencies' governing bodies.

The financial operations of MWMC are reported as an entity using enterprise fund accounting. It is MWMC's intent that the costs of providing services to users on a continuing basis will be financed or recovered primarily through an equitable fee levied on all user classes.

Reporting Entity

These financial statements include all funds, organizations, departments, and offices that are not legally separate from the MWMC.

The City of Springfield performs all administrative duties and construction of major capital assets for MWMC in accordance with the provisions of a July 14, 1983 service agreement, which was updated and reaffirmed in 2005. The City of Eugene performs all operations and maintenance duties for MWMC under the same updated service agreement. The agreement is part of an arrangement among the Cities of Eugene and Springfield and MWMC whereby the two Cities perform all necessary operational and staff support activities of MWMC.

Basis of Accounting

The financial operations of MWMC are accounted for using the accrual basis of accounting. As such, revenues are recognized when they are earned and expenses are recognized when they are incurred.

All activities of the MWMC are accounted for within two proprietary (enterprise) funds. Proprietary funds are used to account for operations that are (a) financed and operated in a manner similar to a private business enterprise where the intent of the governing body is that the cost (expenses, including depreciation) of providing goods or services to the general public on a continuing basis be financed or recovered primarily through user charges; or (b) where the governing body has decided that periodic determination of revenues earned, expenses incurred, and/or net income is appropriate for capital maintenance, public policy, management control, accountability, or other purposes.

The accounting and financial reporting treatment applied to MWMC is determined by its measurement focus. The transactions of MWMC are accounted for on a flow of economic resources measurement focus. With this measurement focus, all assets, deferred outflows, liabilities and deferred inflows associated with the operations are included on the statement of net position. Net position (i.e., total assets plus deferred outflows of resources less total liabilities plus deferred inflows of resources) is segregated into four categories: net investment in capital assets; restricted for capital improvements; restricted for debt service; and unrestricted net position.

MWMC distinguishes operating revenue and expenses from non-operating items. Operating revenues and expenses generally result from providing services to users. The principal operating revenues involve charges for services and the major operating expenses include the costs of plant operation and maintenance, administration, and depreciation of capital assets. All revenues and expenses not meeting these definitions are reported in these financial statements as non-operating revenues and expenses.

METROPOLITAN WASTEWATER MANAGEMENT COMMISSION  
NOTES TO FINANCIAL STATEMENTS

Years ended June 30, 2021 and 2020

**NOTE A – SUMMARY OF SIGNIFICANT ACCOUNTING POLICIES – Continued**

Cash and Investments

MWMC participates in a cash and investment pool maintained by the City of Springfield. The amount reported as cash and investments is the MWMC share of the total City of Springfield cash and investment pool. As of June 30, 2021, MWMC does not maintain investments separate from the investment pools.

State statutes authorize the City to invest in obligations of the U.S. Treasury and its agencies, bankers' acceptances, high grade commercial paper, the State of Oregon Local Government Investment Pool, and repurchase agreements.

Fair Value Measurements

Investments are stated at fair value.

Fair value is defined as the price that would be received at the sale of an asset or paid to transfer a liability in an orderly transaction between market participants at the measurement date. The City categorizes fair value measurements within the hierarchy established by GASB Statement 72. This hierarchy defines three levels of inputs used to assess fair value which allows financial statement users to identify the level of reliability and determine variance risk between actual amounts received during a sale of assets or transfer of liabilities to that which is reported in the financial statements for the measurement date.

For purpose of the statement of cash flows, cash and investments in the City-wide investment pool (including restricted cash, investments and LGIP) are considered cash and cash equivalents. The pool has the general characteristics of a demand deposit account for MWMC in that MWMC may deposit additional cash at any time and may withdraw cash at any time without prior notice or penalty.

Intergovernmental Receivable

The municipal water utilities for the Cities of Eugene and Springfield bill and collect sewer user fees. The collected amounts are due to the MWMC. Accordingly, MWMC records the amounts due from the local water utilities as its intergovernmental receivable. Both utilities have historically collected over 99% of accounts receivable, therefore only a small allowance for uncollectible amounts is recorded.

Restricted Assets

Assets whose use is restricted for construction or other purposes by provisions of state law, grants, bond or other agreements, are segregated.

When both restricted and unrestricted resources are available for use, it is the MWMC's practice to use restricted resources first, when applicable, then unrestricted resources as they are needed.

METROPOLITAN WASTEWATER MANAGEMENT COMMISSION  
NOTES TO FINANCIAL STATEMENTS

Years ended June 30, 2021 and 2020

**NOTE A – SUMMARY OF SIGNIFICANT ACCOUNTING POLICIES – Continued**

Capital Assets

All capital assets are valued at historical cost or estimated historical cost. Cost includes labor, materials, and related indirect costs. The cost of additions, renewals, and betterments over \$10,000 are capitalized. Repairs and minor replacements are charged to operating expenses.

All depreciation is accumulated and shown as a reduction of historical costs reported on the Statement of Net Position. Depreciation has been provided over the estimated useful lives of the assets using the straight-line method. Upon disposal of such assets, the accounts are relieved of the related historical costs and accumulated depreciation and resulting gains and losses are reflected in income.

The estimated useful lives agree with those used for cost analysis purposes as required by federal regulations. They are as follows:

Plant and buildings	10 – 50 years
Machinery and equipment	1 – 50 years

Accumulated Unpaid Vacation, Sick Pay and Other Benefit Amounts

The portions of accumulated unpaid vacation, sick, and compensatory time that are not expected to be paid within the year are reported as long-term liabilities as “due to other governments” since all employees are contracted from the cities of Eugene and Springfield.

Long-term Debt

Long-term debt is reported as a liability in the Statement of Net Position. Bond issuance costs are expensed in full in the year incurred and deferred amounts on refunding are amortized over the life of the new debt. Bond premiums and discounts are amortized using the bonds outstanding method.

Use of Estimates

In preparing the Commission’s financial statements, management is required to make estimates and assumptions that affect the reported amounts of assets and liabilities, the disclosure of contingent assets and liabilities at the date of the financial statements, and the reported amounts of revenues and expenses during the reporting period. Actual results could differ from those estimates.

Risk Management

MWMC is exposed to various risks of loss related to torts, theft of, damage to, and destruction of assets. MWMC carries commercial insurance for such risks of loss. Settled claims resulting from these risks have not exceeded commercial insurance coverage in any of the past three fiscal years.

New Accounting Pronouncements

During the fiscal year ended June 30, 2021, the MWMC implemented the following GASB pronouncements:



METROPOLITAN WASTEWATER MANAGEMENT COMMISSION  
NOTES TO FINANCIAL STATEMENTS

Years ended June 30, 2021 and 2020

**NOTE A – SUMMARY OF SIGNIFICANT ACCOUNTING POLICIES – Continued**

- GASB Statement No. 84 – Fiduciary Activities. The objective of this statement is to improve guidance regarding the identification of fiduciary activities for accounting and financial reporting purposes and how those activities should be reported. The adoption and implementation of Statement No. 84 did not have a significant impact to the MWMC.
- GASB Statement No. 90 – Majority Equity Interests. The primary objectives of this statement are to improve the consistency and comparability of reporting a government's majority equity interest in a legally separate organization and to improve the relevance of financial statement information for certain component units. The adoption and implementation of Statement No. 90 did not have a significant impact to the MWMC.
- GASB Statement No. 98 – The Annual Comprehensive Financial Report. This statement does not impact the MWMC.
- GASB Statements No. 87, 89, 91, 92, 93, 94, 96, and 97 – These are other pronouncements that have been issued by the GASB but not yet required to be implemented by the MWMC.

**NOTE B – INTERGOVERNMENTAL AGREEMENTS**

In accordance with the MWMC service agreement dated July 14, 1983 and updated on July 5, 2005, the City of Eugene is responsible for the operations of the regional sewage facilities. The agreement obligated MWMC for costs incurred by the City of Eugene in operating and maintaining the Regional Sewage Facilities. These costs include employee benefits for City of Eugene employees. The interagency payable at June 30, 2021 for operation and maintenance costs incurred by the City of Eugene is \$2,489,245 (\$1,666,345 for 2020). The total costs charged to MWMC for the year ended June 30, 2021 were \$15,280,858 (\$14,683,457 for 2020). The City of Springfield, in accordance with the MWMC service agreement dated July 14, 1983 and updated July 5, 2005, provides the technical, financial, and administrative support services to MWMC. Costs charged to MWMC for the years ended June 30, 2021 and 2020 were \$4,275,285 and \$3,908,139 respectively and include employee benefits for City of Springfield employees.

These costs include a pro-rata share of other post-employment benefits, specifically medical, dental and vision coverage for eligible retirees, their spouses, domestic partners, and dependents on a self-pay basis. Due to the effect of age, retiree claim costs are generally higher than claim costs for all members as a whole. The difference between retiree claim costs and the amount of retiree healthcare premiums represents implicit employer contribution. In addition, life insurance benefits are provided to fully disabled employees. The actuarial computed liability for the plan at June 30, 2021 was \$951,643 (\$862,834 for 2020).

MWMC has no employees of its own. All personnel costs reflected are related to the employees of the cities of Eugene and Springfield contracted to do the work of MWMC. In addition to the post-employment benefit liability referenced above, MWMC has recorded an interagency payable to the respective cities for the compensated absences of \$896,889 (\$762,777 for 2020), and the net pension liability of \$12,206,074 (\$10,791,103 for 2020) computed for those employees. The total interagency payable due to the cities of Eugene and Springfield is \$14,054,606 (\$12,416,714 for 2020.)

METROPOLITAN WASTEWATER MANAGEMENT COMMISSION  
NOTES TO FINANCIAL STATEMENTS

Years ended June 30, 2021 and 2020

**NOTE C – COMMITMENTS AND CONTINGENCIES**

At June 30, 2021, MWMC was obligated by contracts for uncompleted construction projects for \$2,699,747. At June 30, 2020, the obligation on contracts for capital improvement projects was \$12,577,158

**NOTE D – STEWARDSHIP, COMPLIANCE AND ACCOUNTABILITY**

Budgetary information

MWMC follows these procedures in establishing the budgetary data reflected in the statements presented in the supplementary information section.

In the spring of each year, the Executive Officer submits a proposed budget to the Metropolitan Wastewater Management Commission. The budget is prepared on the modified accrual basis of accounting. Estimated revenues and expenditures are budgeted for by fund, department, and category. Information on the past year's actual receipts and expenditures and the current-year amended budget are provided in the budget document. MWMC conducts a public hearing for the purpose of obtaining citizen comments on the budget. MWMC then adopts the budget. All three governmental bodies included in the intergovernmental agreement, the City of Springfield, the City of Eugene, and Lane County, ratify the budget as appropriate. MWMC then makes a final adoption by resolution.

MWMC may change the budget throughout the year by transferring appropriations between levels of control and by adopting supplemental budgets. Any changes adopted by MWMC in this manner must also be adopted by the City of Springfield, because MWMC's budget is included in the budget of the City of Springfield. Management may transfer budget amounts between individual line items within the control level, but cannot make changes between the legal levels of control. During the fiscal year ended June 30, 2021, MWMC adopted several transfer resolutions and supplemental budgets increasing expenditures by \$4,044,800. This was funded by adjustments to beginning cash - carrying forward budget planned, but not spent at the end of FY 2020.

**NOTE E – RESTRICTED CASH AND INVESTMENTS**

The Commission maintains cash and investments in several fund accounts in accordance with bond resolutions and Commission authorization. Descriptions of these fund account types are as follows:

System Development Charge Reserves – Used to account for charges assessed and collected in conjunction with installation of new sewer services in the Regional Sewer System and are restricted by State of Oregon Statutes to system enhancements and other related capital expenditures.

Investments for Bond Principal and Interest – Used to account for cash and investments restricted by Bond Indentures of Trust for future payment of principal and interest on debt.

State Revolving Loan Reserves – Deposits held for debt service as required by the State of Oregon Department of Environmental Quality for Clean Water State Revolving Fund Loan Agreements.

METROPOLITAN WASTEWATER MANAGEMENT COMMISSION  
NOTES TO FINANCIAL STATEMENTS

Years ended June 30, 2021 and 2020

**NOTE E – RESTRICTED CASH AND INVESTMENTS - continued**

Insurance Reserve - Deposits held by direction of the Commission for use towards future insurance claims.

Detailed amounts for restricted cash and investments were as follows:

	2021	2020
State Revolving Fund loan reserves	\$ 183,192	\$ 183,192
System development charge reserves	8,083,111	5,261,086
Investments for bond principal and interest	2,000,000	2,000,000
Insurance reserve	1,500,000	1,500,000
Total restricted cash and investments	<u>\$ 11,766,303</u>	<u>\$ 8,944,278</u>

**NOTE F– CAPITAL ASSETS**

Capital asset activity for the year ended June 30, 2021 was as follows:

	Beginning Balance	Increases	Decreases and Reclassifications	Ending Balance
Capital assets, not being depreciated:				
Land	\$ 8,339,727	\$ -	\$ -	\$ 8,339,727
Construction in progress	9,400,632	10,018,717	(3,556,377)	15,862,972
Total capital assets, not being depreciated	<u>17,740,359</u>	<u>10,018,717</u>	<u>(3,556,377)</u>	<u>24,202,699</u>
Capital assets, being depreciated:				
Buildings	153,754,528	298,005	3,556,377	157,608,910
Machinery and equipment	128,056,755	1,037,862	(374,190)	128,720,426
Other	5,553,054	17,060	-	5,570,114
Total capital assets, being depreciated	<u>287,364,337</u>	<u>1,352,927</u>	<u>3,182,187</u>	<u>291,899,450</u>
Less accumulated depreciation for:				
Buildings	(83,259,125)	(5,429,177)	-	(88,688,301)
Machinery and equipment	(83,943,764)	(3,699,110)	360,505	(87,282,368)
Other	(3,369,335)	(261,128)	-	(3,630,462)
Total accumulated depreciation	<u>(170,572,224)</u>	<u>(9,389,415)</u>	<u>360,505</u>	<u>(179,601,131)</u>
Total capital assets, being depreciated, net	<u>116,792,113</u>	<u>(8,036,488)</u>	<u>3,542,692</u>	<u>112,298,319</u>
Capital assets, net	<u>\$ 134,532,472</u>	<u>\$ 1,982,229</u>	<u>\$ (13,684)</u>	<u>\$ 136,501,018</u>

METROPOLITAN WASTEWATER MANAGEMENT COMMISSION  
NOTES TO FINANCIAL STATEMENTS

Years ended June 30, 2021 and 2020

**NOTE F– CAPITAL ASSETS - continued**

Capital asset activity for the year ended June 30, 2020 was as follows:

	Beginning Balance	Increases	Decreases and Reclassifications	Ending Balance
Capital assets, not being depreciated:				
Land	\$ 8,619,727	\$ -	\$ (280,000)	\$ 8,339,727
Construction in progress	14,315,469	6,436,527	(11,351,364)	9,400,632
Total capital assets, not being depreciated	<u>22,935,196</u>	<u>6,436,527</u>	<u>(11,631,364)</u>	<u>17,740,359</u>
Capital assets, being depreciated:				
Buildings	142,774,319	85,145	10,895,064	153,754,528
Machinery and equipment	128,377,634	559,906	(880,785)	128,056,755
Other	<u>4,816,754</u>	<u>-</u>	<u>736,300</u>	<u>5,553,054</u>
Total capital assets, being depreciated	<u>275,968,707</u>	<u>645,051</u>	<u>10,750,579</u>	<u>287,364,337</u>
Less accumulated depreciation for:				
Buildings	(78,025,259)	(5,233,866)	-	(83,259,125)
Machinery and equipment	(80,760,624)	(3,683,771)	500,631	(83,943,764)
Other	<u>(3,111,152)</u>	<u>(258,183)</u>	<u>-</u>	<u>(3,369,335)</u>
Total accumulated depreciation	<u>(161,897,035)</u>	<u>(9,175,820)</u>	<u>500,631</u>	<u>(170,572,224)</u>
Total capital assets, being depreciated, net	<u>114,071,672</u>	<u>(8,530,769)</u>	<u>11,251,210</u>	<u>116,792,113</u>
Capital assets, net	<u>\$ 137,006,868</u>	<u>\$ (2,094,242)</u>	<u>\$ (380,153)</u>	<u>\$ 134,532,472</u>

**NOTE G – REBATABLE ARBITRAGE**

On May 3, 2016 MWMC issued \$32,725,000 in revenue bonds. Interest earnings on unspent bond proceeds can result in an arbitrage rebate due to the federal government. Arbitrage regulations require that the first installment date computation be made at five years from the delivery date. The rebate is required to be made within 60 days of the calculation. MWMC's liability is estimated at zero as of June 30, 2021.

**NOTE H – LONG TERM DEBT**

Revenue Bonds

MWMC issued \$32,725,000 in revenue bonds as a result of a bond refunding in FY2015-16. The bond premium of \$5,249,467 is being amortized over the life of the bonds. Additionally, a deferred charge for debt refunding of \$3,639,258 is being amortized over the life of the 2016 bonds with \$1,851,203 unamortized as of June 30, 2021. There are no longer specific reserves required by the bond covenants.

METROPOLITAN WASTEWATER MANAGEMENT COMMISSION  
NOTES TO FINANCIAL STATEMENTS

Years ended June 30, 2021 and 2020

**NOTE H – LONG TERM DEBT - continued**

Revenue obligation bonds payable transactions for the year ended June 30, 2021 are as follows:

	Issue Date	Final Maturity Date	Effective Interest Rate	Outstanding July 1, 2020	Issued During Year	Matured During Year	Outstanding June 30, 2021	Due Within One Year
Sewer system revenue bonds serviced by fund revenues:								
Series 2016	5/3/2016	2027	1.461%	\$ 21,585,000	\$ -	\$ 3,090,000	\$ 18,495,000	\$ 3,245,000
						Unamortized premium Due in current year	2,670,277 (3,245,000)	
						Total revenue bonds payable	<u>\$ 17,920,277</u>	

Revenue obligation bonds payable transactions for the year ended June 30, 2020 are as follows:

	Issue Date	Final Maturity Date	Effective Interest Rate	Outstanding July 1, 2019	Issued During Year	Matured During Year	Outstanding June 30, 2020	Due Within One Year
Sewer system revenue bonds serviced by fund revenues:								
Series 2016	5/3/2016	2027	1.461%	\$ 24,540,000	\$ -	\$ 2,955,000	\$ 21,585,000	\$ 3,090,000
						Unamortized premium Due in current year	3,170,226 (3,090,000)	
						Total revenue bonds payable	<u>\$ 21,665,226</u>	

Maturities of bond principal and interest are as follows:

Fiscal Year	Principal	Interest
2022	\$ 3,245,000	\$ 761,125
2023	3,410,000	594,750
2024	3,590,000	419,750
2025	3,750,000	255,000
2026	3,900,000	102,000
2027	<u>600,000</u>	<u>12,000</u>
	<u>\$ 18,495,000</u>	<u>\$ 2,144,625</u>

Notes Payable

In September 2009 the MWMC entered into a Note Payable with the Oregon Department of Environmental Quality (DEQ). The Note was a direct placement. The Note is a "Revenue Secured Loan" and the DEQ was granted a security interest in the MWMC's Net Revenues. Other provisions include: note is subordinate to Revenue Bonds in existence at the time the Note was taken and possibly to future Revenue Bonds subject to the Master Declaration, there are no prepayment penalties, the Note is subject to a late payment fee of 5% of the late payment, the MWMC must maintain a loan reserve set by the DEQ, and the MWMC must meet and report annually on Debt Service Coverage ratio of 105% of that fiscal year's debt service payments. If there is an event of default which remains uncured, the DEQ may declare the outstanding loan amount plus unpaid accrued interest and fees to be due immediately. The

METROPOLITAN WASTEWATER MANAGEMENT COMMISSION  
NOTES TO FINANCIAL STATEMENTS

Years ended June 30, 2021 and 2020

**NOTE H – LONG TERM DEBT - continued**

DEQ may also: appoint a receiver at the MMMC's expense, set and collect utility rates, direct the State Treasurer of the State of Oregon to withhold any amounts otherwise due to the MMMC. To date, the MMMC has complied with all of the Note provisions and there have been no events of default.

At June 30, 2021, note payable was as follows:

	Beginning Balance	Additions	Reductions	Ending Balance	Due Within One Year
Notes payable	\$ 1,145,759	\$ -	\$ (245,759)	\$ 900,000	\$ 100,000

At June 30, 2020, note payable was as follows:

	Beginning Balance	Additions	Reductions	Ending Balance	Due Within One Year
Notes payable	\$ 6,849,342	\$ -	\$ (5,703,583)	\$ 1,145,759	\$ 245,759

Principal and interest amounts due on the note payable in each of the next five years, and in five-year increments thereafter, are as follows:

Fiscal Year	Principal	Interest
2022	\$ 100,000	\$ 4,250
2023	100,000	3,750
2024	100,000	3,250
2025	100,000	2,750
2026	100,000	2,250
2027-2030	400,000	4,000
Total	\$ 900,000	\$ 20,250

MMMC maintained a loan reserve of \$183,192 as of June 30, 2021 in accordance with the loan agreements with the Oregon Department of Environmental Quality.

# **Supplemental Information**





Metropolitan Wastewater Management Commission  
COMBINING STATEMENT OF REVENUES, EXPENSES AND CHANGES IN FUND NET POSITION  
Year Ended June 30, 2021

	Regional Wastewater Fund	Regional Wastewater Capital Fund	Eliminations	Total
Revenues:				
Charges for services	\$ 34,754,714	\$ -	\$ (322,072)	\$ 34,432,642
Investment earnings	48,855	422,608	-	471,463
Intergovernmental revenue	62,404	812	-	63,216
Licenses and permits	13,015	-	-	13,015
Fines and forfeitures	1,100	-	-	1,100
Miscellaneous revenue	33,845	4,676	-	38,521
Total revenues	34,913,933	428,096	(322,072)	35,019,957
Expenses:				
Current operating:				
Finance	158,704	-	-	158,704
Development and public works	19,713,332	6,179	(322,072)	19,397,439
Debt service:				
Interest and premium amortization	899,176	(153,353)	-	745,823
Depreciation	9,389,412	-	-	9,389,412
Total expenses	30,160,624	(147,174)	(322,072)	29,691,378
Excess of revenues over (under) expenses	4,753,309	575,270	-	5,328,579
Other financing sources (uses):				
Transfers in	19,064,186	16,522,867	(35,587,053)	-
Transfers out	(16,522,867)	(19,064,186)	35,587,053	-
Capital contributions	16,409	3,182,742	-	3,199,151
Loss on disposal of capital assets	(13,685)	-	-	(13,685)
Total other financing sources (uses)	2,544,043	641,423	-	3,185,466
Change in fund net position	7,297,352	1,216,693	-	8,514,045
Fund net position, beginning of year	129,196,441	57,911,862	-	187,108,303
Fund net position, end of year	<u>\$ 136,493,793</u>	<u>\$ 59,128,555</u>	<u>\$ -</u>	<u>\$ 195,622,348</u>

Metropolitan Wastewater Management Commission  
REGIONAL WASTEWATER FUND  
SCHEDULE OF REVENUES, EXPENSES AND CHANGES IN FUND NET POSITION  
(NON-GAAP BUDGETARY BASIS) - BUDGET AND ACTUAL  
Year Ended June 30, 2021

	Original Budget	Revised Budget	Budget Basis Actual	Variance	Adjustments to Budget Basis Actual	GAAP Basis Actual
Revenues:						
Charges for services	\$ 35,076,000	\$ 35,076,000	\$ 34,662,895	\$ (413,105)	\$ 91,819	\$ 34,754,714
Investment earnings	181,000	181,000	40,219	(140,781)	8,636	48,855
Intergovernmental revenue	-	-	158,826	158,826	(96,422)	62,404
Licenses and permits	9,500	9,500	13,015	3,515	-	13,015
Fines and forfeitures	-	-	1,100	1,100	-	1,100
Miscellaneous revenue	700,000	700,000	149,473	(550,527)	(115,628)	33,845
Total revenues	35,966,500	35,966,500	35,025,528	(940,972)	(111,595)	34,913,933
Expenses:						
Current operating:						
Finance	169,100	169,100	158,704	10,396	-	158,704
Development and public works	19,600,900	19,666,684	17,243,643	2,423,041	2,469,689	19,713,332
Debt service:						
Principal	3,335,759	3,335,759	3,335,759	-	(3,335,759)	-
Interest	925,175	925,175	925,161	14	(25,985)	899,176
Depreciation	-	-	-	-	9,389,412	9,389,412
Total expenses	24,030,934	24,096,718	21,663,267	2,433,451	8,497,357	30,160,624
Excess of revenues over (under) expenses	11,935,566	11,869,782	13,362,261	1,492,479	(8,608,952)	4,753,309
Other financing sources (uses):						
Transfers in	24,710	24,710	24,710	-	19,039,476	19,064,186
Transfers out	(13,750,000)	(13,187,108)	(13,187,108)	-	(3,335,759)	(16,522,867)
Capital contributions	-	-	-	-	16,409	16,409
Gain (loss) on disposal of assets	-	-	-	-	(13,685)	(13,685)
Total other financing sources (uses)	(13,725,290)	(13,162,398)	(13,162,398)	-	15,706,441	2,544,043
Change in fund net position	(1,789,724)	(1,292,616)	199,863	1,492,479	7,097,489	7,297,352
Fund net position, beginning of year	11,500,938	11,003,830	11,003,830	-	118,192,611	129,196,441
Fund net position, end of year	\$ 9,711,214	\$ 9,711,214	\$ 11,203,693	\$ 1,492,479	\$ 125,290,100	\$ 136,493,793


Metropolitan Wastewater Management Commission  
REGIONAL WASTEWATER CAPITAL FUND  
SCHEDULE OF REVENUES, EXPENSES AND CHANGES IN FUND NET POSITION  
(NON-GAAP BUDGETARY BASIS) - BUDGET AND ACTUAL  
Year Ended June 30, 2021

	Original Budget	Revised Budget	Budget Basis Actual	Variance	Adjustments to Budget Basis Actual	GAAP Basis Actual
Revenues:						
Investment earnings	\$ 1,652,000	\$ 1,652,000	\$ 421,911	\$ (1,230,089)	\$ 697	\$ 422,608
Intergovernmental revenue	10	10	812	802	-	812
Miscellaneous revenue	4,000	4,000	5,229	1,229	(553)	4,676
Total revenues	1,656,010	1,656,010	427,952	(1,228,058)	144	428,096
Expenses:						
Current operating:						
Development and public works	3,064,000	4,264,000	1,510,431	2,753,569	(1,504,252)	6,179
Capital projects	20,895,000	24,311,503	10,170,594	14,140,909	(10,170,594)	-
Debt service:						
Interest	-	-	-	-	(153,353)	(153,353)
Total expenses	23,959,000	28,575,503	11,681,025	16,894,478	(11,828,199)	(147,174)
Excess of revenues over (under) expenses	(22,302,990)	(26,919,493)	(11,253,073)	15,666,420	11,828,343	575,270
Other financing sources (uses):						
Transfers in	13,750,000	13,187,108	13,187,108	-	3,335,759	16,522,867
Transfers out	(24,710)	(24,710)	(24,710)	-	(19,039,476)	(19,064,186)
Capital contributions	1,650,000	1,650,000	3,218,913	1,568,913	(36,171)	3,182,742
Total other financing sources (uses)	15,375,290	14,812,398	16,381,311	1,568,913	(15,739,888)	641,423
Change in fund net position	(6,927,700)	(12,107,095)	5,128,238	17,235,333	(3,911,545)	1,216,693
Fund net position, beginning of year	69,022,323	74,127,123	74,127,123	-	(16,215,261)	57,911,862
Fund net position, end of year	<u>\$ 62,094,623</u>	<u>\$ 62,020,028</u>	<u>\$ 79,255,361</u>	<u>\$ 17,235,333</u>	<u>\$ (20,126,806)</u>	<u>\$ 59,128,555</u>

This page intentionally left blank.

# **Compliance Section**





## GROVE, MUELLER & SWANK, P.C.

CERTIFIED PUBLIC ACCOUNTANTS AND CONSULTANTS

[www.gmscpa.com](http://www.gmscpa.com)

(503) 581-7788 • FAX (503) 581-0152

475 Cottage Street NE, Suite 200 • Salem, Oregon 97301-3814

### ***INDEPENDENT AUDITOR'S REPORT REQUIRED BY OREGON STATE REGULATIONS***

Governing Board  
Metropolitan Wastewater Management Commission  
225 Fifth Street  
Springfield, Oregon 97477

We have audited, in accordance with the auditing standards generally accepted in the United States of America, the financial statements of Metropolitan Wastewater Management Commission (MWMC) as of and for the year ended June 30, 2021, and have issued our report thereon dated December 14, 2021.

#### ***Compliance and Other Matters***

As part of obtaining reasonable assurance about whether MWMC's financial statements are free of material misstatement, we performed tests of its compliance with certain provisions of laws, regulations, contracts, and grants, including the provisions of Oregon Revised Statutes as specified in Oregon Administrative Rules 162-10-000 through 162-10-320 of the Minimum Standards for Audits of Oregon Municipal Corporations, noncompliance with which could have a direct and material effect on the determination of financial statements amounts. However, providing an opinion on compliance with those provisions was not an objective of our audit, and accordingly, we do not express such an opinion.

We performed procedures to the extent we considered necessary to address the required comments and disclosures which included, but were not limited to the following:

- § **Deposit of public funds with financial institutions (ORS Chapter 295).**
- § **Indebtedness limitations, restrictions and repayment.**
- § **Budgets legally required (ORS Chapter 294).**
- § **Insurance and fidelity bonds in force or required by law.**
- § **Programs funded from outside sources.**
- § **Authorized investment of surplus funds (ORS Chapter 294).**
- § **Public contracts and purchasing (ORS Chapters 279A, 279B, 279C).**

In connection with our testing nothing came to our attention that caused us to believe MWMC was not in substantial compliance with certain provisions of laws, regulations, contracts, and grants, including the provisions of Oregon Revised Statutes as specified in Oregon Administrative Rules 162-10-000 through 162-10-320 of the Minimum Standards for Audits of Oregon Municipal Corporations.


### ***Internal Control Over Financial Reporting***

In planning and performing our audit of the financial statements, we considered MWMC's internal control over financial reporting to determine the audit procedures that are appropriate in the circumstances for the purpose of expressing our opinion on the financial statements, but not for the purpose of expressing an opinion on the effectiveness of MWMC's internal control over financial reporting. Accordingly, we do not express an opinion on the effectiveness of MWMC's internal control.

### ***Restriction on Use***

This report is intended solely for the information and use of the governing board and management of MWMC and the Oregon Secretary of State and is not intended to be and should not be used by anyone other than these parties.

*GROVE, MUELLER & SWANK, P.C.*  
*CERTIFIED PUBLIC ACCOUNTANTS*

By:   
\_\_\_\_\_  
Ryan T. Pasquarella, A Shareholder  
December 14, 2021