City of Springfield
Development and Public Works

INVITATION TO BID

Project #P21151

Centennial Blvd Overlay (Aspen-Prescott)

A **NON-MANDATORY** pre-bid meeting will be held on **Monday, February 28th, 2022** at 10:00 am through an online Teams meeting. Please use the link below to attend:

Microsoft Teams meeting
Join on your computer or mobile app
Click here to join the meeting
Or call in (audio only)
+1 689-206-0340,,481511612# United States, Orlando
Phone Conference ID: 481 511 612#
Find a local number | Reset PIN
Learn More | Meeting options

The deadline for submitting questions regarding this Invitation to Bid prior to the Bid opening is Friday, March 4th, 2022, at 10:00 am. All questions should be addressed to Amanda Clinton, Contracts Analyst, at aclinton@springfield-or.gov or 541-726-3628.

Please Take Note: All information required must be submitted as directed.

The complete set of bid documents for this project consists of the Bid Book and Plan Set with Standard Drawings. For your Bid to be considered responsive by the City of Springfield, you must include all documents with your Bid. Any addendums or revisions must be acknowledged and submitted with your Bid. ***You are not required to submit the Plan Set and Standard Drawings as a part of your Bid.***

A complete description of submittal requirements can be found in the Instruction to Bidders document.

TABLE OF CONTENTS

State and Local Funding

Section 1: Invitation to Bid Documents

1. Invitation to Bidders
2. Bid Submittal, Terms and Declarations
3. Instruction to Bidders
4. Contract (Sample)
5. Prevailing Wage Rate Information
6. Special Provisions – Section A; General Requirements
7. Special Provisions – Section B; Scope of Work
8. Construction Plans and Drawings
9. First Tier Subcontractor Disclosure Form
10. Financial Responsibility Form
11. Minority, Women and Emerging Small Business/Disadvantaged Business Enterprise Form
12. Bid Bond (Sample)
13. Performance Bond (Sample)
14. Payment Bond (Sample)

Section 2: Project Plan Set and Standard Drawings

1. Construction Plans and Drawings

CITY OF SPRINGFIELD, OREGON
Invitation to Bidders

Public Works Capital Improvement Project

Project No. P21151 **Title: Centennial Blvd Overlay (Aspen – Prescott)**

Description: The Project consists of a pavement inlay; Americans with Disability Act (ADA) upgrades to existing curb ramps, sidewalks, traffic signals and loops; signage and pavement markings for W. Centennial Boulevard from Aspen St. to Prescott Ln.

A **NON-MANDATORY** pre-bid meeting will be held on **Monday, February 28th, 2022** at 10:00 a.m. The meeting will be held through an on-line Teams meeting. Please use the link below to attend:

Microsoft Teams meeting

Join on your computer or mobile app
Click here to join the meeting
Or call in (audio only)
+1 689-206-0340,,481511612# United States, Orlando
Phone Conference ID: 481 511 612#
Find a local number | Reset PIN
Learn More | Meeting options

Bid documents are available from City Hall, Development and Public Works offices, City of Springfield, 225 Fifth Street, Springfield, OR 97477, for a non-refundable fee of $**20.00** and are available for viewing at this location. Abridged bid documents are available online at P21151 – Centennial Overlay: Aspen to Prescott - City of Springfield Oregon (springfield-or.gov). Bid books on file with plan centers are incomplete and cannot be submitted as completed bids.

The **deadline for submitting questions** regarding this Invitation to Bid is **Friday, March 4th, 2022, at 10:00 am**. Contact with other City officials may be grounds for disqualification of the bid. All questions should be addressed to **Amanda Clinton, Contracts Analyst, at 541-726-3628 or aclinton@springfield-or.gov.**

Any bidder requiring special assistance or auxiliary aids during the bidding and award process should contact **Mariah Kimpton at 541-726-2245 or mkimpton@springfield-or.gov** at least two (2) business days before the scheduled program, activity, or meeting for hearing assistance or a sign language interpreter and at least five (5) business days before the event for all other meeting accommodations. Assistive listening systems are available for the hearing impaired in the Municipal Courtrooms and City Council Chambers. TTY users dial Oregon Relay Services at 711. Requests for documents in alternate formats should be submitted at least ten (10) calendar days prior to the date the materials are needed to allow time for the City to respond to the request. At the discretion of the City, submission deadlines may be extended to accommodate a request for alternate formats.

This project is subject to the state prevailing wage rates under ORS 279C.800 to 279C.870. Each bid must contain a statement as to whether the bidder is a resident bidder, as defined in ORS 279A.120. In accordance with ORS 279C.365, the City will not consider a bid unless it contains a statement by the bidder that they will comply with ORS 279C.838 through ORS 279C.870.

All Contractors performing work on this project shall have a current, valid certificate of licensure issued by the Construction Contractor's Board in accordance with ORS 701 and, if performing work described in ORS 671.520, a current, valid certificate of licensure from the State Landscape Contractor's Board in accordance with ORS 671.560, as applicable, in place at the time the quote is presented.

The City of Springfield may reject any or all bids, not in compliance with all prescribed public bidding procedures and requirements, including the requirement to demonstrate the bidder's responsibility under ORS 279C.375, or waive minor irregularities not affecting substantial rights and may reject for a good cause any or all bids upon a finding of the City of Springfield it is in the public interest to do so and accept such bids that in the opinion of the Springfield City Council are in the best interest of the City.

The City of Springfield encourages contractors, sub-contractors, minority, woman-owned, and emerging small businesses to participate in City projects.

Sealed bids will be received at City Hall, Development and Public Works, Attn: Amanda Clinton, Contracts Analyst, City of Springfield, 225 Fifth Street, Springfield, OR 97477, until, but no later than 2:00 pm. Local Time, **March 16th, 2022,** and opened immediately via an online Teams meeting for the construction of the following public works improvement project in the City of Springfield:

Microsoft Teams meeting

Join on your computer or mobile app

Click here to join the meeting

Or call in (audio only)

+1 689-206-0340,,481511612# United States, Orlando

Phone Conference ID: 481 511 612#

Find a local number | Reset PIN

Learn More | Meeting options

Published: Daily Journal 2-23-2022
Register-Guard Publishing 02-23-20222

City of Springfield
225 Fifth Street
Springfield, OR 97477

Bid Submittal

Revised 3/4/2022

Project No. P21151
Project Title: Centennial Blvd Overlay (Aspen-Prescott)

Base Bid:
Bid Items

Item No.	Description	Specification Number	Approx. Quantity	Per	Unit Price	Total Price Extension
Construction Bid Items						
10	MOBILIZATION	00210	1	LS		
20	TEMPORARY PROTECTION AND DIRECTION OF TRAFFIC	00221	1	LS		
30	TEMPORARY SIGNS	00222	945	SF		
40	SEQUENTIAL ARROW SIGNS	00222	1	EA		
50	FLAGGERS	00223	800	HRS		
60	FLAGGER STATION LIGHTING	00223	12	EA		
70	TEMPORARY BARRICADES, TYPE II	00224	12	EA		
80	TEMPORARY BARRICADES, TYPE III	00224	1	EA		
90	TEMPORARY PLASTIC DRUMS	00224	200	EA		
100	TEMPORARY REMOVABLE TAPE	00225	2,212	FT		
110	PEDESTRIAN CHANNELIZING DEVICES	00228	252	FT		
120	CONCRETE WASHOUT FACILITY	00280	1	EA		
130	EROSION CONTROL	00280	1	LS		
140	INLET PROTECTION, TYPE 3	00280	1	EA		
150	INLET PROTECTION, TYPE 7	00280	5	EA		
160	INLET PROTECTION, TYPE 10	00280	17	EA		
170	POLLUTION CONTROL PLAN	00290	1	LS		
180	CONSTRUCTION SURVEY WORK	00305	1	LS		
190	REMOVAL OF STRUCTURES AND OBSTRUCTIONS	00310	1	LS		
200	REMOVAL OF CURB RAMP, WALK, CURB, SURFACING	00310	400	SY		
210	GENERAL EXCAVATION	00330	80	CY		

220	SUBGRADE GEOTEXTILE	00350	130	SY		
230	MINOR ADUSTMENT OF MANHOLES	00490	17	EA		
240	MAJOR ADUSTMENT OF MANHOLES	00490	1	EA		
250	ADJUSTING BOXES	00490	7	EA		
260	COLD PLANE PAVEMENT REMOVAL, 2 INCHES DEEP	00620	18,440	SY		
270	AGGREGATE BASE	00640	250	TON		
280	LEVEL 2, 1/2 INCH ACP MIXTURE, FIBER REINFORCED	00744	2,150	TON		
290	EXTRA FOR ASPHALT DITCH LINING	00749	30	SF		
300	CONCRETE CURBS, CURB AND GUTTER	00759	444	FT		
310	CONCRETE CURBS, STANDARD CURB	00759	265	FT		
320	CONCRETE WALKS	00759	2,700	SF		
330	EXTRA FOR NEW CURB RAMPS	00759	16	EA		
340	TRUNCATED DOMES ON NEW SURFACES	00759	180	SF		
350	MONO-DIRECTIONAL WHITE TYPE I MARKERS	00855	26	EA		
360	BI-DIRECTIONAL YELLOW TYPE I MARKERS	00855	214	EA		
370	LONGITUDINAL PAVEMENT MARKINGS - PAINT	00860	28,242	FT		
380	PAVEMENT LEGEND, TYPE B-HS: ARROWS	00867	17	EA		
390	PAVEMENT LEGEND, TYPE B-HS: "SCHOOL"	00867	2	EA		
400	PAVEMENT LEGEND, TYPE B-HS: BICYCLE LANE STENCIL	00867	15	EA		
410	PAVEMENT LEGEND, TYPE B-HS: "X-ING"	00867	2	EA		
420	PAVEMENT BAR, TYPE B-HS	00867	622	SF		
430	GREEN BICYCLE LANE, PREFORMED THERMOPLASTIC FLIM	00868	260	SF		
440	REMOVE EXISTING SIGNS	00905	1	LS		
450	REMOVE AND REINSTALL EXISTING SIGNS	00905	1	LS		
460	SIGN SUPPORT FOOTINGS	00920	1	LS		
470	PIPE SIGN SUPPORTS	00930	1	LS		
480	SIGNS, STANDARD SHEETING, SHEET ALUMINUM	00940	9	SF		
490	TRAFFIC SIGNAL MODIFICATION, RAINBOW DR	00990	1	LS		
500	TRAFFIC SIGNAL MODIFICATION, PRESCOTT LN	00990	1	LS		
510	TRAFFIC SIGNAL MODIFICATION, ASPEN ST	00990	1	LS		
520	PERMANENT SEEDING	01030	0.01	AC		
530	TOPSOIL	01040	2	CY		

540	BARK MULCH	01040	1.0	CY		
550	LANDSCAPE WALLS	01094	1	LS		
					Total	

Alternative A: **See page 14**

Provide a unit price as follows:

1. Replace bid item number 280 description, "LEVEL 2, 1/2 INCH ACP MIXTURE, FIBER REINFORCED", with "LEVEL 2, 1/2 INCH ACP MIXTURE".

Unit Price _____

Terms, Declarations and Bid Submittal

Bidder's Understanding

Bidders shall determine for themselves all the conditions and circumstances affecting the projected cost of the proposed work by personal examination of the site, Contract documents, and by such other means they may deem to be necessary. It is understood and agreed that in the event the City has obtained information from data at hand regarding underground or other conditions or obstructions depicted in the Contract documents, there is no expressed or implied agreement that such conditions are fully or correctly shown, and the Bidder must take into consideration the possibility that conditions affecting the cost or quantity of work may differ from those indicated.

The Bidder is familiar with and is satisfied as to all federal, state and local laws and regulations that may affect cost, progress, and performance of the work.

Bid

The undersigned Bidder having examined the Specifications and Contractual Documents and having satisfied themselves as to all conditions to be encountered, hereby proposes to furnish all labor, material and equipment and perform all work necessary to complete Project No P21151 in accordance with this Bid, the Contract Plans, Section 100 of the City of Springfield Standard Construction Specifications, 1994 Edition and all subsequent modifications, Parts 00200 through 03000 of the 2021 Oregon Standard Specifications for Construction, the Special Provisions, and all other Contractual Documents at the prices and on the terms herein contained.

The unit price Bids are submitted with the understanding that the quantities stated are approximate and are given only as the basis of calculation for comparison of Bids and determining that the unit prices are balanced and that final payment for all unit price items will be based on actual quantities.

It is understood that in the instance of a discrepancy between the unit price and the extension (total price extension) the unit price shall govern. The extension shall be determined by multiplying the unit price by the number of units (approximate quantity).

Bid Guarantee

As required by ORS 279C.365(5) each Bid shall be accompanied by a Bid Bond, cash, or a certified or cashier's check written upon a bank in good standing and in a form acceptable to the City, payable to the Finance Director of the City of Springfield, Oregon, in an amount equal to at least 10 percent of the total amount of the Bid. Bid Bonds shall be issued by a surety company registered to issue bonds in the State of Oregon, and utilizing a bond form acceptable to the City. The City will accept AIA Document A310-2010. The Bid Bond may not be altered.

Such Bid Guarantee shall be forfeited and become the property of the City in case the Bidder shall fail or neglect to furnish a satisfactory Performance and/or Payment Bond issued by a viable bond company acceptable to the City as required by ORS 279C.380 and to execute the Contract within ten (10) days (Saturday, Sunday, and holidays excepted) after receiving Contract from the City for execution. For information regarding Performance and Payment Bond requirements see City of Springfield Contract document, Section 5. City Bonding.

Bid Acceptance Period

This Bid will remain subject to acceptance for a period of 60 days after the bid opening, or for such longer period of time that the Bidder may agree to in writing upon request of the City.

Contract Award

Bids will be accepted and awarded in accordance with Oregon Public Contracting Law and Section 103.01 of the City's most recent version of the Standard Construction Specifications.

Prior to awarding the Contract, the City may, at its sole discretion, require Contractors and/or Subcontractors to demonstrate to the City's satisfaction that they have a complete and clear understanding of all requirements of the Prevailing Wage Rate Laws contained in ORS 279C.800 through 279C.870 and possess the expertise necessary for fulfilling their obligations pertaining to these requirements throughout the

administration of the Contract. In determining competency, the City may consider Certified Payroll Reports submitted by the Contractor and/or Subcontractor for projects previously performed for the City, copies of Certified Payroll Reports submitted to other public entities, references from other public entities attesting to the Contractor's expertise, or an interview with the Contractor regarding their personnel resources and expertise or their ability to obtain the resources and expertise necessary to meet all contractual responsibilities in accordance with ORS 279C.375.

Time is of the Essence

Time is of the essence in the Contractor's performance of the Contract. Delays in the Contractor's performance of the work may inconvenience the public, interfere with business and commerce, and increase cost to the City. It is essential and in the public interest that the Contractor prosecute the work vigorously to Contract completion. The City does not waive any rights under the Contract by permitting the Contractor to continue to perform the Contract, or any part of it, after the Contract Time of Completion shown below, or as adjusted by Contract Change Order, has expired.

Liquidated Damages

The City of Springfield and the Contractor agree that; (a) the amounts so fixed are reasonable forecasts of just compensation for the harm that is caused by the breach; (b) the harm that is caused by the breach is one that is incapable of or very difficult of accurate estimation; and, (c) the amount so fixed is not fixed as a penalty to coerce performance of the Contract but is rather intended to be a genuine pre-estimation of injury to the City of Springfield in lieu of performance within the contract time by the Contractor.

a. Delay

It is agreed by the City of Springfield and by the Contractor that the need exists for a damage provision in the event the Contractor fails to complete the work within the Contract time specified, or any extension thereof, by the City of Springfield. The City of Springfield and the Contractor further agree that the Contractor shall be liable to the City of Springfield for fixed, agreed and liquidated damages for each and every calendar day of delay in the amount of $500.00 per day in accordance with Subsection 108.07 of the Standard Construction Specifications.

b. Failure to Report Spills

The Contractor also agrees to liquidated damages in the amount of $500.00 per incident for failure to report sewage spills plus an amount sufficient to reimburse the City for any civil and administrative penalties paid by the City as a result of the contractor's failure to report. Failure to report sewage spills may subject the City to (1) civil penalties of up to $32,500.00 per day of violation pursuant to Section 309(d) of the Clean Water Act, 33 U.S.C. § 1319(d); (2) administrative penalties of up to $11,000.00 per day for each violation, pursuant to Section 309(g) of the Clean Water Act, 33 U.S.C. § 1319(g); or (3) civil action in federal court for injunctive relief pursuant to Section 309(b) of the Clean Water Act, 33 U.S.C. § 1319(b).

Contract Time of Completion

The Contractor shall not begin work under this Bid until written Notice to Proceed has been received and a pre-construction meeting has been held. The Contractor shall complete the work under this Bid by October 31st, 2022.

The Contractor shall apply for any extensions of time as specified in Subsection 108.06 of the Standard Construction Specifications.

Certifications

The undersigned hereby certifies that:

1.) If awarded the Contract, that they shall fully comply with all provisions regarding the prevailing wage rates as required by ORS 279C.800 to 279C.870 and/or 40 U.S.C. 2762 as applicable.

2.) The Contractor, Subcontractor, suppliers of materials or services, and others engaged by the Contractors, shall comply at all times with and observe all such laws, ordinances, regulations, orders, and decrees; and shall hold harmless and indemnify the City of Springfield and its representatives

against any claim or liability arising from or based on the violation of any such law, ordinance, regulation, order, or decree.

3.) The Contractor, Subcontractor or other person doing, or contracting to do, or contracting for the whole or any part of the work on the Contract shall comply with all applicable requirements of Federal and State civil rights and rehabilitation statutes, rules and regulations.

4.) In conformance with OAR 137-049-0440(3) and ORS 279A.110(4) the Contractor has not, and will not, discriminate against a Subcontractor in the awarding of a subcontract because the Subcontractor is a minority, women or emerging small business enterprise certified under ORS 200.055 or a business enterprise that is owned or controlled by or that employs a disabled veteran, as defined in ORS 408.225.

5.) In accordance with ORS 279C.505, the Contractor will;

a.) Make payment promptly, as due, to all persons supplying to the Contractor labor or material for the performance of the work provided for in the Contract.

b.) Promptly pay all contributions or amounts due the State Industrial Accident Fund, or private carrier of accident insurance, from such Contractor or Subcontractor incurred in the performance of the Contract. If a private carrier is used, the Contractor shall notify the Engineer as to the carrier's name and address before commencement of work.

c.) Not permit any lien or claim to be filed or prosecuted against the state or a county, school district, municipality, municipal corporation or subdivision thereof, on account of any labor or material furnished.

d.) Pay to the Department of Revenue all sums withheld from employees under ORS 316.167.

e.) Have an employee drug testing program in place at the time of signing the contract and will maintain such drug testing program in place over the life of the Contract. Upon request, the Contractor shall furnish a copy of the employee drug testing program to the City.

6.) In accordance with ORS 279C.510, If demolition is involved, the Contractor shall salvage or recycle construction and demolition debris, if feasible and cost-effective as required by ORS 279C.510(1). If lawn or landscaping maintenance is involved, the Contractor shall compost or mulch yard waste in an approved site, if feasible and cost-effective as required by ORS 279C.510(2).

7.) In accordance with ORS 279C.520, no person will be employed by the Contractor or Subcontractor for more than 10 hours in any one day, or 40 hours in any one week except in cases of necessity, emergency, or where the public policy absolutely requires it, and in such cases the person so employed shall be paid at least time and one-half the regular rate of pay for all times worked in excess of eight hours a day or 40 hours in any one week when the work week is five consecutive days, Monday through Friday; or in excess of 10 hours a day or 40 hours in any one week when the work week is four consecutive days, Monday through Friday; and for all work performed on a Saturday, Sunday and on any legal holiday specified in ORS 279C.540.

8.) In compliance with ORS 279C.525, the Contractor has received and reviewed Federal, State and local agencies that may have enacted ordinances, rules or regulations dealing with the prevention of environmental pollution and the preservation of natural resources that may affect the performance of this Contract as identified under Section 13 of the Contract. Accordingly, if the Contractor is delayed or must undertake additional work by reason of ordinances, rules, or regulations relating to the prevention of environmental pollution and the protection of natural resources subsequent to the date of submission or the successful quote, the City may:

a.) Terminate the Contract,

b.) Complete the work itself,

c.) Use non-owner forces already under contract with the City of Springfield,

d.) Solicit bids for a new contractor to provide the necessary services under competitive bid requirements 279C,

e.) Issue the Contractor a change-order setting forth additional work that must be undertaken.

9.) In accordance with ORS 279C.530, the Contractor will;

a.) Promptly, as due, make payments to any person, co-partnership, association or corporation, furnishing medical, surgical, and hospital care or other needed care and attention, incidental to sickness or injury, to the employees of such Contractor, of all sums which the Contractor agrees to pay for such services and all monies and sums which the Contractor:

1. May or shall have deducted from the wages of his employees for such services pursuant to the terms of Oregon Revised Statutes and any contract entered in pursuant thereto; or

2. Collected or deducted from the wages of his employees pursuant to any law, contract, or agreement for the purpose of providing or paying for such service; and

3. All employers working under the Contract are either employers that will comply with ORS 656.017 or employers that are exempt under ORS 656.126. The Contractor shall ensure that each of its Subcontractors complies with these requirements.

10.) No Contractor, Subcontractor or any firm, corporation, partnership or association in which the Contractor or Subcontractor has a financial interest who appears on the *List of Contractors Ineligible to Receive Public Works Contracts*, as established by the Bureau of Labor and Industries, will perform work under this Contract, as specified in ORS 279C.860.

11.) No Contractor, Subcontractor or any firm, corporation, partnership or association in which the Contractor or Subcontractor has a financial interest who appears on the Construction Contractor's Board *Not Qualified to Hold Public Contracts* list, will perform work under this Contract, as specified in ORS 701.227(4).

12.) The Contractor performing work on this project shall have a current, valid certificate of licensure issued by the Construction Contractor's Board in accordance with ORS 701 and, if performing work described in ORS 671.520, a current, valid certificate of licensure from the State Landscape Contractor's Board in accordance with ORS 671.560 as applicable in place at the time the quote is presented.

13.) Prior to performing any work under the Contract all Subcontractors shall have a current, valid certificate of licensure issued by the Construction Contractor's Board in accordance with ORS 701 and, if performing work described in ORS 671.520, a current, valid certificate of licensure from the State Landscape Contractor's Board in accordance with ORS 671.520 as applicable.

14.) In compliance with ORS 279C.836, the Contractor shall confirm that all Subcontractors have a valid public works bond on file with the Construction Contractors Board prior to allowing them to perform any work under the Contract.

15.) If the Contract specifies that the project includes Asbestos Abatement, the Contractor and all Subcontractors performing work on the project shall be licensed in accordance with ORS 467A.720 prior to performing any work on the project. Certification of compliance shall be presented to the City upon request.

16.) The Contractor shall function as an independent contractor for the purposes of this Contract and shall not be considered an employee of the City of Springfield for any purpose. The Contractor shall assume sole responsibility for any debts or liabilities that may be incurred by the Contractor in fulfilling the terms of this Contract and shall be solely responsible for the payment of all federal, state, and local taxes which may accrue because of this Contract.

17.) The Contractor and all Subcontractors shall comply with all applicable provisions of the Americans With Disabilities Act of 1990, 42 USC Section 12101 et seq. and Section 504 of the Rehabilitation Act of 1973.

<u>Bid Addenda</u>

All Addenda issued are considered to be part of the specifications of the Invitation to Bid and, as such, are as incorporated into the Contract as specified in Section 104.02 of the Standard Construction Specifications.

By signing below, I acknowledge the receipt of the following Addenda documents and certify that the specifications contained in each have been considered and incorporated into the Bid as presented. All Addenda must be included with the Bid submitted.

Addenda Number	Addenda Date

Declarations

As required by ORS 305.385(6), under penalty of perjury, by signing below the Contractor represents that, to the best of their knowledge, neither they nor any applicable Subcontractors performing work under the Contract are in violation of any tax laws as described in ORS 305.380(4) and have complied with the tax laws of this state or a political subdivision thereof including, but not limited to, ORS 305.620 and ORS Chapters 316, 317 and 318. The Contractor shall also covenant to continue to comply with the tax laws of this state or a political subdivision thereof during the term of the Contract and that Contractor's failure to comply with such laws prior to execution of the Contract or during the term thereof is a default for which the City may terminate the Contract and seek damages and other relief available under the terms of the Contract or under applicable law.

The undersigned Bidder declares that the only persons or parties interested in the Bid are those named herein, that this Bid is, in all respects, fair and without fraud, that it is made without collusion with any official of the City, and that the Bid is made without any connection or collusion with any person submitting another Bid on this project.

I have read, fully understand, and agree that as Bidder I, and all Subcontractors, will comply with all of the terms and conditions of the contract for which this Bid is presented. By signing below I attest that I am an officer or a duly authorized representative of the business listed below and that I possess the legal authority to submit this Bid for consideration.

If the Bid is submitted by a joint venture and is in the name of the joint venture, by signing below I certify that all parties have examined this Bid, including all requirements and the Contract terms and conditions and, if successful, the joint venture shall execute a Contract which incorporates the stated requirements, terms and conditions.

Bidder's Signature _____

Bidder's Name *(Please Print)* _____

Title _____

Business Name _____

Business Address _____

City _____ State _____ Zip _____

Phone Number _____ Cell Phone _____

Date _____ E-mail Address _____

CITY OF SPRINGFIELD

INSTRUCTION TO BIDDERS
State and Local Funding Sources

1. Contracting Law

The Bidder is presumed to be familiar with all federal, state, and local laws, ordinances and regulations, orders and decrees which affect those engaged or employed in the work, materials, or equipment used in the proposed construction or which may affect the conduct of the work. If the Bidder or Contractor shall discover any provision in the Contract Documents which is contrary to or inconsistent with any law, ordinance, or regulation, he/she shall immediately report it to the Owner in writing.

The Contractor, Subcontractor, suppliers of materials or services, and others engaged by the contractors, shall comply at all times with and observe all such laws, ordinances, regulations, orders, and decrees; and shall hold harmless and indemnify the City of Springfield and its representatives against any claim or liability arising from or based on the violation of any such law, ordinance, regulation, order, or decree.

2. Prequalification

There is no prequalification application to this Contract. Bidders unfamiliar to the City and who are not currently pre-qualified with ODOT or the City, may be required to prove to the City that they have the adequate resources, experience and equipment to complete the work. In this regard, please thoroughly review and comply with the requirements of Section 5.5 References.

3. Contract Documents

3.1 Plans and Specifications

Plans, Specifications and any additional information relative to this project which are on file in the City Engineer's Office shall be made available there for inspection by prospective Bidders.

3.2 Examination of Contract Documents and Site of Work

Bidders shall determine for themselves all the conditions and circumstances affecting the projected cost of the proposed work by personal examination of the site, Contract Documents, and by such other means. It is understood and agreed that the City has obtained information regarding underground or other conditions or obstructions depicted in the Contract Documents from data at hand. There is no expressed or implied agreement that such conditions are fully or correctly shown, and the Bidder must take into consideration the possibility that conditions affecting the cost or quantity of work may differ from those indicated.

3.3 Interpretation of Contract Documents

If it should appear to a Bidder that the work to be done is not sufficiently described or explained in the Contract Documents, or that Contract Documents are not definite and clear, the Bidder shall make written inquiry regarding same to the individual shown, in the manner instructed and within the timeframe indicated in the Invitation to Bid advertisement. Questions received will be evaluated and if, in the judgment of the City, the response does not alter or amend the requirements or scope of the Invitation to Bid, but merely clarifies existing information, the response will be entered on the Clarifications Log and posted to the project webpage as shown in the Invitation to Bid. If, in the judgment of the City, additional information or interpretation is necessary, such information shall be supplied in the form of an addendum

to all individuals, firms, and corporations listed on the Plan Holders List and those individuals that attended the Pre-Bid Meeting and provided an accurate e-mail address on the sign-in sheet. Such addenda shall have the same binding effect as though contained in the main body of the Contract Documents. The City is not responsible for any explanation, clarification, interpretation or approval made or given in any manner except by written addenda issued by City.

3.4 Addenda to Contract Documents

Any addenda issued by the City, which may include changes, corrections, additions, interpretations, or information issued 72 hours or more before the scheduled closing time for filing the Bids shall be binding upon the Bidder. Addenda will be posted to the City's website at http://www.springfield-or.gov/city/development-public-works/invitations-to-bid/. The Contractor should check the website frequently for new postings during the open bid period. The City shall make a reasonable effort to notify all individuals, firms, and corporations listed on the Plan Holders List and those individuals that attended the Pre-Bid Meeting and provided an accurate e-mail address on the sign-in sheet when addenda are issued. Failure of the Contractor to receive or obtain such addenda shall not excuse them from compliance.

4. Estimate of Listed Quantities

The estimate of quantities of work to be done under unit price bids is approximate and is given only as the basis of calculation for comparison of Bids and award of the Contract. The Owner does not agree that the actual amount of work will correspond precisely to the amount as shown or estimated. Payment will be made at unit prices under a Contract only for work actually performed or materials actually furnished according to actual measurements.

The Owner reserves the right to increase or decrease the amount of any class or portion of the work. No such change in the work shall be considered as a waiver of any condition of the Contract, nor shall such change invalidate any of the provisions thereof.

5. Bid

5.1 Submittal and Form of Bid

The complete set of Bid documents for this project consists of two sections, the Invitation to Bid Documents and the Project Plan Set. For your Bid to be considered responsive by the City of Springfield you must include all documents included in the Invitation to Bid Documents with your Bid. This includes all documents contained in the Invitation to Bid Documents section, whether they require the completion of information or not. Additionally, any addendums or revisions must be acknowledged and submitted with your Bid. The Project Plan Set is not required to be submitted as a part of your Bid.

The Bid Submittal, Bid Bond, Certified Check, or Cashier's Check shall be enclosed in a sealed and labeled envelope. The outside of the envelope shall plainly identify: (1) The project name and project number and (2) The Bid opening date. All Bids must be clearly and distinctly typed or written with ink or indelible pencil. Unless otherwise specified, Bidders shall bid on all Bid items, and must include in their Bid prices the entire cost of each item of work set forth in the Bid.

Any statement accompanying and tending to qualify a Bid may cause rejection of such Bid, unless such statement is required in a Bid embracing alternate Bids. If, in the opinion of the City, the items or prices in any Bid appear unbalanced, incomplete, or fail to comply with all the terms required, the Bid may be rejected.

Sealed Bids shall be labeled clearly, addressed to, and received at the City of Springfield Operations Division, 201 South 18th Street, Springfield, OR 97477 at, or before, the time and date noted on the Invitation to Bidders, after which time the Bids will be publicly opened and read aloud.

All Bids shall be on the form furnished by the City, and in addition to necessary unit price items and total prices in the column of totals to make a complete Bid, all applicable blanks giving general information must be filled in and the Bids signed by an officer or duly authorized representative of the Bidder. The only exceptions to this requirement are the Performance Bond, Payment Bond and the Contract documents which are provided here as a reference. However, if you are awarded the Bid, you will be required to submit fully executed copies of these documents upon request.

5.2 First Tier Subcontractor Statement

Bidders are required to disclose information about certain first-tier subcontractors when the contract value for a Public Improvement is greater than $100,000 (see ORS 279C.370). If the total Bid price for the contract exceeds $100,000, the Bidder shall submit on the form provided (within two working hours of the date and time of when the bids are due), a list of all first-tier subcontractors (those entities that would be contracting directly with the prime Contractor) which will be furnishing labor or material on the Contract whose subcontract value would be equal to or greater than 5 percent of the total Bid price, but at least $15,000. Also, any Subcontractor with a subcontract value greater than $350,000, regardless of the percentage of the total Bid price, must be listed. The following information must be listed: a) The Subcontractor's name and address, b) The Subcontractor's Construction Contractor Board registration number, if one is required, and c) The subcontract dollar value. If no subcontractors are being used that are subject to the above disclosure requirements, the Bidder is required to indicate "None" on the accompanying form. The form may be submitted with the Bid or may be submitted separately in a separate envelope from the Bid within two hours after the bid opening. The envelope containing the form should be marked "Subcontractor Disclosure Form Submitted for Project P21137" and should also be marked with the name of the Bidder.

5.3 Withdrawal, Modification, or Alteration of Bid

A Bid may be withdrawn on written or telegraphic request of the Bidder prior to the scheduled closing time for filing Bids. No Bidder may withdraw its Bid or any portion thereof after the time set for the opening of Bids until a Contract has been awarded and executed or until sixty (60) days have elapsed since the Bid opening. Negligence on the part of the Bidder in preparing its Bid confers no right to withdraw its Bid after the scheduled closing time for filing Bids.

Prior to the scheduled closing time for filing Bids, changes may be made provided the changes are initialed by the Bidder or its Agent. If the intent of the Bidder is not clearly identifiable, the interpretation most advantageous to the City will prevail.

5.4 Late Bids

Bids received after the scheduled closing time for filing Bids as set forth in the Invitation to Bidders will be rejected and returned unopened to the Bidder unless such closing time is extended by the City.

5.5 References

In order to comply with the requirements of ORS279C.375 regarding the determination of bidder responsibility, completion of the *Financial Responsibility Form* included in the Invitation to Bid documents must be completed in full. The City will use the information provided to ascertain the financial responsibility of the bidder as it pertains to the specific criteria to be considered prior to award of a public works contract.

The City reserves the right to investigate the references, financial capacity, credit history and past performance of any Bidder, including service(s) provided to City of Springfield, with respect to their successful performance on other projects; compliance with specifications and contractual obligations; expertise regarding the completion and submission of Certified Payroll Reports; completion or delivery of a project on schedule and within budget; and its lawful payment of suppliers, subcontractors and workers. The City reserves the right to use any information or reference that may be discovered in evaluating any

bid. The City reserves the right to find a bid to be nonresponsive for failure or refusal of bidder to provide all information in a timely manner, as requested. The City may postpone issuance of a Notice of Intent to Award in order to complete its investigation. The City reserves the right to reject any bid at any time prior to the City's execution of a Contract in the event reference checks prove unsatisfactory. The City's investigation may include Bidder's previous business entities of the principals involved. If more than one Bidder is involved the City may investigate each entity. In the event that the City requests information from the Bidder the completeness of the information submitted, its veracity and the extent to which it has been independently verified will impact the City's decision.

5.6 Bid Ownership

All material submitted by the Contractor shall be considered the property of the City, and as such, shall not be returned to the Contractor after the deadline for submission of the bid in question has passed. After opening, all bids will become part of the public record unless exempt under Oregon Public Records Law, see ORS 192.501, ORS 192.502 and ORS 279C.340.

5.7 Rejection of Bids

The City reserves the right to reject any or all Bids in whole, or in part, or to waive irregularities not affecting substantial rights.

General or evasive replies will be considered grounds for rejection of the Bid as incomplete. The successful Bidder may be required to appear before the City Council and submit satisfactory evidence that he or she has the necessary capital and is qualified and prepared to prosecute the work to the full satisfaction of the Engineer.

The City also reserves the right to reject any Bid which is 10 percent greater or 20 percent less than the Engineer's estimate or any Bid which contains item bids which vary more than 30 percent plus or minus from the Engineer's item bid estimate.

6. Payments by Contractor

6.1 Wages

It is agreed that if this project qualifies under Oregon law as a prevailing wage rate public works project, each worker in each trade or occupation employed in the performance of this Contract either by the Contractor, Subcontractor or other person doing or contracting to do or contracting for the whole or any part of the work on the Contract, must be paid not less than the applicable prevailing wage rate. If this project contains both federal and state funds, the hourly wages shall be not less than the higher of the state or the federal amount of the prevailing rate of wage. Prevailing wage rate payments include fringe benefits, for each trade or occupation in the locality where such labor or work is performed, as determined by the commissioner, in which the workers are employed. The existing rate of wage is the rate, in effect at the time the initial specifications were first advertised for bid solicitations as determined by the Commissioner of the Bureau of Labor and Industries under ORS279C.815.

If any dispute arises as to what is the prevailing rate of wage for the same trade or occupation in the locality and if that dispute cannot be settled by the parties involved, the dispute may be referred to the Commissioner of the Bureau of Labor and Industries, who shall then determine the prevailing rate of wage for the same trade or occupation in the locality.

It shall be the responsibility of the Contractor and any Subcontractor to post the prevailing wage rates on the job site in a conspicuous place which is accessible to employees and must remain posted for the duration of the job.

6.2 Certification

No Bid will be received or considered by the City unless the Bid contains a statement by the Bidder as part of the Bid that the Bidder shall comply with provisions regarding prevailing rates of wages required by ORS 279C.840.

CITY OF SPRINGFIELD CONTRACT

State and Local Funding Sources

Project No. P21151
Project Title: Centennial Blvd Overlay (Aspen – Prescott)

Description: This project consist of a pavement inlay; Americans Disabilities Act (ADA)upgrades to existing curb ramps, sidewalks, traffic signals and loops; signage and pavement markings for W. Centennial Boulvard from Aspen St. to Prescott Ln.

THIS CONTRACT, made and entered into this _____ day of _____, 20___, between the City of Springfield, under and by virtue of the Charter, Laws, and Ordinances of the said City of Springfield, and the laws of the State of Oregon, and _____ hereinafter called the Contractor.

WITNESSETH:

That in consideration of the payments, covenants and contracts hereinafter mentioned, attached and made a part of this Contract, to be made and performed by the parties hereto, the parties hereto covenant and agree as follows:

1. GENERAL REQUIREMENTS

This Contract, signed by both parties, supersedes all prior and contemporaneous oral or written communications between the parties, their agents, and representatives. This Contract, as signed by both parties, shall be composed of each and every one of the following listed parts and all approved revisions thereto; and shall be interpreted so as to give the effect to the purpose of the Contract. In the event of a conflict or ambiguity, the precedence provision of Section 104.03 shall apply.

1. Change Orders
2. Addenda to the Special Provisions
3. Special Provisions
4. Addenda to General Conditions and Standard Specifications
5. General Conditions and Specifications
6. Contract Plans
7. Standard Drawings
8. Instruction to Bidders
9. Bid Proposal

The Contractor shall furnish all materials, tools, equipment, labor, and do all work necessary and incidental to completing this Contract, in accordance with the requirements of the documents pertinent thereto, including those listed in Section 104.02 of the Standard Specifications in their entirety, which are also set forth hereinabove.

The Contractor shall so complete this Contract and present same to the City on or before the time specified in the Bid Proposal. The total probable estimated cost of the Contract as stated on the Bid is _____. ($_____). It is agreed that the actual final total cost per item and total Contract may vary in accordance with the provisions of the Bid, Section 102.10 of the Standard Specifications, and Article 4 of the Instructions to Bidders.

SAMPLE

2. CONTRACT COMPLETION

The City of Springfield hereby promises and agrees, with the Contractor, to contract with and does hereby contract with the Contractor to complete this Contract in accordance with the above requirements, including any change orders, provided that a reasonable and equitable change order can be agreed upon between the Contractor and the City. In event of failure to so agree on any required change order, the City may then proceed with such work in any manner the City may elect. Such a situation and action by the City shall in no way relieve either the Contractor or the City of their respective obligations and responsibilities regarding all other requirements of this Contract.

3. FULL PERFORMANCE BY CONTRACTOR

The Contractor, for itself, and for its heirs, executors, administrators, successors, and assigns, does hereby agree to the full performance of all the covenants herein contained upon the part of the Contractor.

4. NO LIABILITY TO CITY

It is further provided that no liability shall attach to the City by reason of entering into this Contract, except as expressly provided herein.

5. CITY BONDING

The Contractor shall file with the City of Springfield at the time of execution of this Contract both a Performance Bond and Payment Bond issued by a surety company registered to issue bonds in the State of Oregon, and utilizing bond forms acceptable to the City. The City will accept AIA Document A312-2010 Performance and Payment Bonds (sample forms enclosed). The Bonds may not be altered.

The bonds shall be in the amounts of one hundred percent (100%) of this Contract. All bonding shall remain in force for one (1) year after the date of City Council acceptance of the work, to cover all guarantees against defective workmanship and materials and execution of and in accordance with this Contract, and to guarantee payment to all persons supplying labor and materials for the construction of the work. Failure to maintain the proper bonding shall be grounds for immediate termination of the Contract.

6. HOLD HARMLESS AND INDEMNIFICATION

The Contractor shall defend, indemnify and hold harmless the City from and against all liability or loss and against all claims or actions based upon or arising out of damage or injury to persons or property caused by or sustained in connection with performance of this Contract by the Contractor except, pursuant to ORS 30.140, for losses, claims, or actions resulting from the sole negligence of the City.

The Contractor shall assume all responsibilities for the work, and bear all losses and damages directly or indirectly resulting to the Contractor, the City, or to others on account of the character or performance of the work, unforeseen difficulties, accidents, or any other causes whatsoever. The Contractor shall assume defense of, indemnify and save harmless the City, its officials, agents, and employees from all claims, liability, loss, damage, and injury of every kind, nature and description, directly or indirectly resulting from activities in the performance of the Contract, the ownership, maintenance or use of motor vehicles in connection therewith, or the acts, omissions, operations, or conduct of the Contractor or any Subcontractor under the Contract or any way arising out of the Contract, irrespective of whether an act, omission or conduct of the City connected with the Contract is a condition or contributory cause of the claim, liability loss, damage or injury and irrespective of whether act, omission, or conduct of the Contractor or Subcontractor is merely a condition rather than a cause of a claim, liability, loss damage or injury. The Contractor shall not be liable for, nor be required to defend or indemnify, the City relative to claims for damage or damages resulting solely from acts or omissions of the City, its officials, agents, or employees. The absence of or inadequacy of the liability insurance required in section 7 shall not negate Contractor's obligations in this paragraph.

7. INSURANCE

All insurance shall carry a rating of A- or better with A. M. Best and must be approved by the City as to terms, conditions and form prior to beginning work. Certificates of insurance evidencing all policies and

SAMPLE

endorsements required by this Contract shall be delivered to the Owner prior to the commencement of any work. The Owner has the right to reject any certificate or endorsement for unacceptable coverage and/or companies.

A. Liability and Property Damage

The Contractor shall maintain in force for the duration of the Contract, to include the warranty period, a Commercial General Liability insurance policy written on an occurrence basis with limits not less than $2,000,000 per occurrence and $3,000,000 in the aggregate. The policy will be endorsed with Additional Insured, Per Project Aggregate, Products and Completed Operations and Primary and Noncontributory endorsements. The City, its employees, officials and agents will be named as Additional Insured's where operations are being conducted related to this Contract on the Commercial General policy as respects to work or services performed under this Contract to the extent that the death or bodily injury to persons or damage to property arises out of the fault of the Contractor or the fault of the Contractor's agents, representatives or Subcontractors. The following statement will appear on the face of the certificate; "The City, its employees, officials and agents are all named as additional insured while acting in their capacity as such." The City's Additional Insured status for Products and Completed Operations hazards shall extend for at least one year beyond formal Council acceptance of the project. This insurance shall be primary and shall be paid and applied first in its entirety prior to any application of insurance the CITY may carry on its own. A 30-day notice of cancellation or material change in coverage clause shall be included.

The Contractor shall maintain in force for the duration of the Contract, to include the warranty period, an Automobile Liability insurance policy (owned, non-owned, and hired) with limits not less than $1,000,000 per occurrence. The policy will be endorsed with Additional Insured and Primary and Noncontributory endorsements. The City, its employees, officials and agents will be named as Additional Insured's where operations are being conducted related to this Contract on the Automobile Liability policy as respects to work or services performed under this Contract to the extent that the death or bodily injury to persons or damage to property arises out of the fault of the Contractor or the fault of the Contractor's agents, representatives or Subcontractors. The following statement will appear on the face of the certificate; "The City, its employees, officials and agents are all named as additional insured while acting in their capacity as such." This insurance shall be primary and shall be paid and applied first in its entirety prior to any application of insurance the CITY may carry on its own. A 30-day notice of cancellation or material change in coverage clause shall be included.

B. Workers' Compensation

The Contractor shall provide and maintain Workers' Compensation coverage with limits no less than $500,000 for it employees, officers, agents, or partners, as required by applicable Workers' Compensation laws. If the Contractor is exempt from this coverage a written statement, signed by the Contractor, explaining the reason for the exemption will be provided to the City prior to commencement of any work.

C. Course of Construction and/or Installation Floater

The Contractor shall maintain in full force for the duration of this contract an All Risk insurance policy approved by the City as to terms, conditions and form covering the replacement cost of the work during the course of construction. The policy shall include the interests of the City and Architect/Engineer, as applicable, and the first two layers of Subcontractors. The amount of insurance shall equal the completed value of the Contract. The City, at its option, may elect to supply this coverage.

D. Asbestos Abatement (only applicable to Asbestos Specific Contracts)

If applicable to this Contract, the Contractor shall maintain in full force a Commercial General Liability policy approved by the City as to terms, conditions and form that is Asbestos Specific with a minimum limit of $2,000,000 per occurrence and $3,000,000 in the aggregate written on a form that meets the following criteria:

SAMPLE

a. A full occurrence form, or
b. A limited occurrence form with at least a three-year (3) tail, or
c. A claims made form with a three-year (3) tail.

E. Pollution Liability Coverage (only applicable to Pollution Specific Contracts)

If applicable to this Contract, the Contractor shall maintain in full force a Commercial General Liability policy approved by the City as to terms, conditions and form that is Pollution Specific with a minimum limit of $2,000,000 per occurrence and $3,000,000 in the aggregate written on a form that meets the following criteria:

a. A full occurrence form, or
b. A limited occurrence form with at least a three-year (3) tail, or
c. A claims made form with a three-year (3) tail.

F. Professional Liability Coverage (only applicable to Contract if specified)

If Professional Liability insurance is required, the City must approve the terms, conditions and limits prior to commencement of any work.

G. Additional Policies and Special Coverages

Refer to the Special Provisions section of this Contract for additional coverages that may be required.

H. Railroad Protective Liability Coverage

If work being performed under this Contract is near railroad tracks or a railroad right of way and the Railroad requires special insurance (for example: Railroad Protective Liability Coverage) Contractor will be responsible for meeting the Railroad insurance requirements before any work commences. Any insurance required to be purchased by the Railroad is in addition to the insurance required by the City.

I. Subcontractors

The Contractor shall require all Subcontractors to provide and maintain General Liability, Auto Liability and Workers' Compensation insurance and, as applicable, Professional, Asbestos and Pollution Liability with coverage's equivalent to those required of the General Contractor in this Contract. The Contractor shall require certificates of insurance from all Subcontractors as evidence of coverage. Upon request, the Contractor shall provide certificates of insurance for all Subcontractors performing work on the project to the City.

J. Additional Insured Endorsement

All certificates of insurance, with the exception of Professional Liability and Railroad Protective Liability, must include an endorsement which lists the City of Springfield as a named additional insured. The following statement will appear on the face of the certificate; "The City, its employees, officials and agents are all named as additional insured while acting in their capacity as such."

K. Evidence of Coverage and Notice of Cancellation or Material Change in Coverage

Evidence of the required coverages issued by a company satisfactory of the City shall be provided to the City by way of a certificate of insurance before any work or services commence. A 30-day notice of cancellation or material change in coverage clause shall be included.

If the approved insurance company will not provide this 30 day notice, it shall be the responsibility of the Contractor to provide written notice to the City within two (2) days of the Contractor becoming aware that their coverage has been cancelled or materially changed. The Contractor shall e-mail notification directly to to Amanda Clinton at aclinton@springfield-or.gov. Regardless of the circumstances causing the Contractor's insurance coverage to cease or be modified, it is the Contractor's responsibility to notify the City as described above.

SAMPLE

Failure to maintain the proper insurance or provide notice of cancellation or material change shall, at the City's option, be grounds for immediate termination of this Contract. _____
(Contractor initials)

L. Equipment and Material

The Contractor shall be responsible for any loss, damage, or destruction of its own property, equipment, and materials used in conjunction with the work.

8. INDIAN GRAVES AND PROTECTED OBJECTS

The Contractor warrants that it will observe all applicable requirements of ORS 97.740 et. seq. regarding Indian Graves and Protected Objects (ORS 358.905-.961 and ORS 390.235-.240).

In the event the Contractor or any of its Subcontractors or agents discover, become aware of, or find any Native Indian Artifacts, sites, human remains, or funerary objects on the real property on which the Contractor is fulfilling this Contract, the Contractor will immediately safeguard the artifacts and site, halt construction activities at the area of the find, and immediately notify City. Such artifacts may include but not be limited to charred and cracked rocks or charcoal layers of soil indicating a hearth or oven, stone chips of obsidian and other colored rocks, stone bowls, arrow and spear points, stone tools, and bone fragments. All artifacts found shall be turned over to the City for appropriate disposition in accordance with applicable law. Upon receipt of notification the City will retain a consultant archeologist to conduct an initial assessment of significance of the find. The Contractor and City will work together to comply with all applicable requirements of ORS 97.740 et. seq. in a manner which has least impact upon the construction schedule. If compliance requires some adjustment of the construction schedule, the Contractor and the City shall make reasonable adjustments.

9. TIME IS OF THE ESSENCE

Time is of the essence in the Contractor's performance of the Contract. Delays in the Contractor's performance of the work may inconvenience the public, interfere with business and commerce, and increase cost to the City. It is essential and in the public interest that the Contractor prosecute the work vigorously to Contract completion. The City does not waive any rights under the Contract by permitting the Contractor to continue to perform the Contract, or any part of it, after the Contract Time of Completion specified, or as adjusted by Contract Change Order, has expired.

A. Liquidated Damages

The City of Springfield and the Contractor agree that; (a) time is of the essence; (b) the amounts so fixed are reasonable forecasts of just compensation for the harm that is caused by the breach; (c) the harm that is caused by the breach is one that is incapable of or very difficult of accurate estimation; and, (d) the amount so fixed is not fixed as a penalty to coerce performance of the Contract but is rather intended to be a genuine pre-estimation of injury to the City of Springfield in lieu of performance within the Contract time by the Contractor or the Contractor's failure to report sewage spills. Therefore, it is agreed as follows:

1. Delay

It is agreed by the City of Springfield and by the Contractor that the need exists for a damage provision in the event the Contractor fails to complete the work within the Contract time specified, or any extension thereof, by the City of Springfield. The City of Springfield and the Contractor further agree that the Contractor shall be liable to the City of Springfield for fixed, agreed and liquidated damages for each and every calendar day of delay in the amount of $500 per day in accordance with Subsection 108.07 of the Standard Construction Specifications.

2. Failure to Report Sewage Spills

The Contractor also agrees to liquidated damages in the amount of $500.00 per incident for failure to report sewage spills plus an amount sufficient to reimburse the City for any civil and administrative penalties paid by the City as a result of the Contractor's failure to report. Failure to

SAMPLE

report sewage spills may subject the City to (1) civil penalties of up to $32,500.00 per day of violation pursuant to Section 309(d) of the Clean Water Act, 33 U.S.C. § 1319(d); (2) administrative penalties of up to $11,000.00 per day for each violation, pursuant to Section 309(g) of the Clean Water Act, 33 U.S.C. § 1319(g); or (3) civil action in federal court for injunctive relief pursuant to Section 309(b) of the Clean Water Act, 33 U.S.C. § 1319(b).

10. PREVAILING WAGE RATE PROVISIONS

Oregon law requires that if prevailing wage rate law applies a public agency must pay the prevailing wage rate for all contracts over $50,000. For contracts over $50,000, Contractor will comply with the applicable requirements of ORS 279C.800 through 279C.870 including the provisions in this Section 10.

A. Notice

In the event that total cost of the contract as specified in Section 1 "General Requirements" does not initially exceed $50,000 but during the scope of work increases through amendments, change orders, additions, supplements, other contracts, or through any other reason or process, formal or informal, planned or unplanned, to an amount greater than $50,000 then the entire contract is covered under the requirements of the prevailing wage rate law as described below.

B. Prevailing Wage Rate

Each worker in each trade or occupation employed in the performance of this Contract either by the Contractor, Subcontractor or other person doing or contracting to do or contracting for the whole or any part of the work on the Contract, must be paid not less than the applicable prevailing wage rate. Prevailing wage rate payments include fringe benefits, for each trade or occupation in the locality where such labor or work is performed, as determined by the commissioner, in which the workers are employed. The existing rate of wage is the rate, in effect at the time the initial specifications were first advertised for bid solicitations as determined by the Commissioner of the Bureau of Labor and Industries under ORS279C.815. Information regarding the Prevailing Wage Rate that is applicable to this Contract is contained in the document titled "Prevailing Wage Information" which is included within the Invitation to Bid documents and is incorporated herein by reference.

C. Submission of Certified Payrolls

As specified in ORS 279C.845, the Contractor or the Contractor's surety and every Subcontractor or the Subcontractor's surety shall file certified statements with the public agency in writing, on a form prescribed by the Commissioner of the Bureau of Labor and Industries, certifying the hourly rate of wage paid each worker whom the Contractor or the Subcontractor has employed upon the public works, and further certifying that no worker employed upon the public works has been paid less than the prevailing rate of wage or less than the minimum hourly rate of wage specified in the Contract. The certificate and certified statement shall be verified by the oath of the Contractor or the Contractor's surety or Subcontractor or the Subcontractor's surety that the Contractor or Subcontractor has read the certified statement and certificate and knows the contents thereof and that the same is true to the Contractor or Subcontractor's knowledge. Certified statements (also referred to as certified payroll reports) shall be submitted to the City no later than the 5th business day of the following month for which the certified statement and certificate are being presented, regardless of whether any actual work is performed on the project or not. This information must be submitted to the City and also retained by the Contractor and Subcontractor(s) for three years.

Contracting agencies and general contractors are required to withhold 25% of amounts to Contractors if certified payrolls are not filed by the Contractor as required for work performed on projects subject to the prevailing wage rate law. Failure of Contractors to comply with the certified payroll filing requirements of the law, therefore, will result in a negative fiscal impact to those Contractors of up to 25% of their amount owed.

SAMPLE

Each worker employed in the performance of this contract, either by the Contractor or Subcontractor or other person doing or contracting to do or contracting for the whole or any part of the work of the contract, must be paid not less than the specified minimum hourly rate of wage in accordance with ORS 279C.838 and 279C.840.

11. BONDING TO BE FILED WITH THE CONSTRUCTION CONTRACTORS BOARD

As specified in ORS 279C.836, the Contractor shall file a public works bond with a corporate surety in the amount of $30,000.00 with the Construction Contractors Board before starting work on a Contract for a public works project subject to the provisions of the Prevailing Wage Rate Law (ORS 279C.800 to 279C.870) with a total Contract price greater than $100,000. In addition, as specified in ORS 279C.830, the Contractor shall include a provision in any and all subcontracts requiring the all Subcontractors have a valid bond filed with the Construction Contractor's Board before starting work on a project, as applicable, unless exempt.

Exemptions from the bond requirement may be granted under specific circumstances as outlined in ORS 279C.836(7) for certified disadvantaged, minority, women or emerging small business enterprises. The Contractor shall contact BOLI regarding qualifications for such exemptions.

If qualified, the enterprise must provide the Construction Contractor's Board with written notification of its certification. In addition, the enterprise must notify the City that a public works bond has not been filed and provide proof of qualification prior to commencing work.

By signing this Contract, the Contractor certifies that the Contractor, and any Subcontractor who will perform work under this Contract, will file a public works bond with the Construction Contractors Board as required prior to beginning work on the project.

12. INELIGIBLE CONTRACTORS LIST

No Contractor, Subcontractor or any firm, corporation, partnership or association in which the Contractor or Subcontractor has a financial interest who appears on the List of Contractors Ineligible to Receive Public Works Contracts, as established by the Bureau of Labor and Industries, will perform work under this Contract, as specified in ORS 279C.860.

No Contractor, Subcontractor or any firm, corporation, partnership or association in which the Contractor or Subcontractor has a financial interest who appears on the Construction Contractor's Board Not Qualified to Hold Public Contracts list, will perform work under this Contract, as specified in ORS 701.227(4).

13. COMPLIANCE WITH ALL GOVERNMENT REGULATIONS/TERMINATION FOR FAILURE TO COMPLY

The Contractor shall comply with all Federal, State and local laws, codes, regulations and ordinances applicable to the work performed under this Contract. Failure to comply with such requirements shall constitute a breach of contract and shall be grounds for termination of this Contract. Damages or costs resulting from noncompliance shall be the sole responsibility of the Contractor. Other grounds for termination are set forth in Sections 108.11 and 108.12 of the Standard Construction Specification of the City of Springfield.

In accordance with ORS 279C.505, the Contractor shall;

a) Make payment promptly, as due, to all persons supplying to the Contractor labor or material for the performance of the work provided for in the Contract.

b) Promptly pay all contributions or amounts due the State Industrial Accident Fund, or private carrier of accident insurance, from such Contractor or Subcontractor incurred in the performance of the Contract. If a private carrier is used, the Contractor shall notify the Engineer as to the carrier's name and address before commencement of work.

SAMPLE

c) Not permit any lien or claim to be filed or prosecuted against the state or a county, school district, municipality, municipal corporation or subdivision thereof, on account of any labor or material furnished.

d) Pay to the Department of Revenue all sums withheld from employees under ORS 316.167.

e) Have an employee drug testing program in place at the time of signing the Contract and will maintain such drug testing program in place over the life of the Contract. Upon request, the Contractor shall furnish a copy of the employee drug testing program to the City.

In accordance with ORS 279C.510, If demolition is involved, the Contractor shall salvage or recycle construction and demolition debris, if feasible and cost-effective as required by ORS 279C.510(1). If lawn or landscaping maintenance is involved, the Contractor shall compost or mulch yard waste in an approved site, if feasible and cost-effective as required by ORS 279C.510(2).

In accordance with ORS 279C.515, if the Contractor fails, neglects, or refuses to make prompt payment of any claim for labor or services furnished to the Contractor or a Subcontractor by any person, or the assignee of the person, in connection with the Public Works Contract as such claim becomes due, the City of Springfield may pay such claim and charge the amount of the payment against funds due or to become due the Contractor by reason of the Contract. The payment of a claim in this manner shall not relieve the Contractor or the Contractor's surety from obligation with respect to any unpaid claims.

If the Contractor or first-tier Subcontractor fails, neglects or refuses to make payment to a person furnishing labor or materials in connection with the Public Improvement Contract within 30 days after receipt of payment from the contracting agency or a Contractor, the Contractor or first-tier Subcontractor shall owe the person the amount due plus interest charges in the amount of 9 percent per annum commencing at the end of the 10-day period that payment is due under ORS 279C.580(4) and ending upon final payment unless payment is subject to a good faith dispute as defined in ORS 279C.580.

If the Contractor or a Subcontractor fails, neglects or refuses to make payment to a person furnishing labor or materials in connection with the Public Improvement Contract, the person may file a complaint with the Construction Contractors Board, unless payment is subject to a good faith dispute as defined in ORS 279C.580.

In accordance with ORS 279C.520, no person will be employed by the Contractor or Subcontractor for more than 10 hours in any one day, or 40 hours in any one week except in cases of necessity, emergency, or where the public policy absolutely requires it, and in such cases the person so employed shall be paid at least time and one-half the regular rate of pay for all times worked in excess of eight hours a day or 40 hours in any one week when the work week is five consecutive days, Monday through Friday; or in excess of 10 hours a day or 40 hours in any one week when the work week is four consecutive days, Monday through Friday; and for all work performed on a Saturday, Sunday and on any legal holiday specified in ORS 279C.540.

The Contractor, Subcontractor or other person doing, or contracting to do, or contracting for the whole or any part of the work on the Contract shall give notice to employees working on the Contract project in writing, either at the time of hire or before commencement of work on the Contract, and by posting a notice in a conspicuous location which is accessible to and frequented by employees, of the number of hours per day and days per week that the employee may be required to work. The posting must remain in place for the duration of the job.

In compliance with ORS 279C.525, the Contractor is made aware that the following federal, state, and local agencies have enacted ordinances or regulations relating to the prevention of environmental pollution or the

SAMPLE

preservation of natural resources which may affect performance of City of Springfield contracts. This is not intended to be a complete listing of agencies. Other agencies may have enacted ordinances or regulations that may apply.

If the Contractor is delayed or must undertake additional work by reason of existing ordinances, rules or regulations of agencies not cited in the Contract or due to the enactment of new or the amendment of existing statutes, ordinances, rules or regulations relating to the prevention of environmental pollution and the preservation of natural resources occurring after the submission of the successful bid, the contracting agency may, at its discretion, terminate the Contract, complete the work itself; use non-agency forces already under contract with the City, require that the underlying property owner be responsible for cleanup, solicit bids for a new contractor to provide the necessary services or issue the Contractor a change order setting forth the additional work that must be undertaken.

If the Contractor encounters a condition not referred to in the Invitation to Bid documents, not caused by the Contractor or any subcontractor employed on the project and not discoverable by a reasonable pre-bid visual site inspection, and the condition requires compliance with the ordinances, rules or regulations referred to under this regulation, the Contractor shall immediately notify the City of the condition.

FEDERAL AGENCIES

Department of Agriculture
Forest Service
Soil Conservation Service
Department of the Army Corps of Engineers
Coast Guard
Department of Health and Human Services
Department of the of Interior
Bureau of Indian Affairs
Bureau of Land Management
Bureau of Outdoor Recreation
Department of Commerce
Fish and Wildlife Service
Office of Surface Mining
Reclamation and Enforcement
Bureau of Reclamation
Department of Labor
Occupational Safety and Health Administration
Mine Safety and Health Admin
Department of Transportation
Federal Highway Administration
Environmental Protection Agency

STATE AGENCIES

Department of Agriculture
Department of Energy
Department of Environmental Quality
Department of Fish and Wildlife
Department of Forestry
Department of Geology and Minerals
Department of Human Resources
Land Conservation and Development Commission
Division of State Lands
State Soil and Water Conservation Commission
Water Resources Department
Oregon Department of Transportation

LOCAL AGENCIES

City of Springfield
Planning Commission, City of Springfield
Springfield Development and Public Works
Metropolitan Wastewater Management Commission
City of Springfield Urban Renewal Districts - Downtown and Glenwood
Springfield Utility Board
Lane County
Planning Commission, Lane County
Willamalane
Lane Regional Air Protection Authority
Lane Council of Governments
Rainbow Water District
Emerald People's Utility District

In accordance with ORS 279C.530, the Contractor will;

SAMPLE

Promptly, as due, make payments to any person, co-partnership, association or corporation, furnishing medical, surgical, and hospital care or other needed care and attention, incidental to sickness or injury, to the employees of such Contractor, of all sums which the Contractor agrees to pay for such services and all monies and sums which the Contractor:

a) May or shall have deducted from the wages of his employees for such services pursuant to the terms of Oregon Revised Statutes and any contract entered in pursuant thereto; or

b) Collected or deducted from the wages of his employees pursuant to any law, contract, or agreement for the purpose of providing or paying for such service; and

c) Will comply with ORS 656.017 and provide the required Workers' Compensation coverage, unless such employers are exempt under ORS 656.126. Contractor shall ensure that each of its Subcontractors complies with these requirements.

In accordance with ORS 279C.580, each subcontract the Contractor enters into with a first-tier Subcontractor for property or services, including a material supplier, for the purpose of performing this Contract must include the following:

a) A payment clause that obligates the Contractor to pay the first-tier Subcontractor for satisfactory performance under the subcontract within 10 days out of amounts the contracting agency pays to the Contractor under the Public Improvement Contract.

b) A clause that requires the Contractor to provide a first-tier Subcontractor with a standard form that the first-tier Subcontractor may use as an application for payment or as another method by which the Subcontractor may claim a payment due from the Contractor.

c) A clause that requires the Contractor, except as otherwise provided, to use the same form and regular administrative procedures for processing payments during the entire term of the subcontract. A Contractor may change the form or the regular administrative procedures the Contractor uses for processing payments if the Contractor:

    1.) Notifies the Subcontractor in writing at least 45 days before the date on which the Contractor makes the change; and

    2.) Includes with the written notice a copy of the new or changed form or a description of the new or changed procedure.

d) An interest penalty clause that obligates the Contractor, if the Contractor does not pay the first-tier Subcontractor within 30 days after receiving payment from the contracting agency, to pay the firsttier Subcontractor an interest penalty on amounts due in each payment the Contractor does not make in accordance with the payment clause included in the subcontract under paragraph (a) of this subsection. A Contractor or first-tier Subcontractor is not obligated to pay an interest penalty if the only reason that the Contractor or first-tier Subcontractor did not make payment when payment was due is that the Contractor or first-tier Subcontractor did not receive payment from the contracting agency or Contractor when payment was due. The interest penalty:

    1.) Applies to the period that begins on the day after the required payment date and that ends on the date on which the amount due is paid; and

    2.) Is computed at the rate specified in ORS 279C.515 (2).

SAMPLE

The Contractor shall require the first-tier Subcontractor to include a payment clause and an interest penalty clause that conforms to the standards of subsection (3) of ORS 279C.580 in each of the first-tier Subcontractor's subcontracts and to require each of the first-tier Subcontractor's Subcontractors to include such clauses in the first-tier Subcontractors' subcontracts with each lower-tier Subcontractor or supplier.

14. NONDISCRIMINATION

The Contractor shall comply with all applicable requirements of Federal and State civil rights and rehabilitation statutes, rules and regulations.

15. RIGHTS IN DATA/OWNERSHIP OF WORK PRODUCT

(a) Work Product - All Work Product created by the Contractor and originated and prepared for the City of Springfield pursuant to this Contract, including derivative works and compilations, and whether or not such Work Product is considered a "work made for hire," shall be the exclusive property of the City. The ideas, concepts, know-how, or techniques developed during the course of this Contract by the Contractor's personnel can be used by either party in any way it may deem appropriate. Material already in the Contractor's possession, independently developed by the Contractor outside the scope of this Contract, or rightfully obtained by the Contractor from third parties, shall belong to the Contractor irrespective of their similarity to materials which might be delivered to the City of Springfield pursuant to this Contract. The Contractor shall not, however, use any written materials developed under this Contract in developing materials for others, except as provided in this section.

(b) Limited City Indemnity - If the City reuses or modifies the Work Product without the Contractor's involvement or prior written consent, to the extent permitted by Article XI, Section 7, of the Oregon Constitution, and subject to the protections afforded by the Oregon Tort Claims Act, the City shall indemnify the Contractor, within the limits of the Tort Claims Act and any other protections afforded the City, against liability for damage to life or property arising from the City's reuse or modification of the Work Product; provided however, the City shall not be required to indemnify the Contractor for any such liability arising out of or related to defective Plans and Specifications, or Contractor's breach of the Contract, professional negligence, or the negligent or wrongful acts of the Contractor's Subcontractors, employees, or agents in preparing the Plans and Specifications or testing and inspection conducted for the Project.

(c) Contractor Use of Work Product - The Contractor, despite other conditions of this provision, shall have the right to utilize such Work Products on its brochures or other literature that it may disseminate for its sales promotions, and in addition, unless specifically otherwise prohibited elsewhere in the Contract documents, the Contractor may use its standard line drawings, specifications, and calculations on other, unrelated projects.

16. PATENTS, COPYRIGHTS AND TRADEMARKS

Prior to use of designs, devices, materials, or processes protected by patent, copyright, or trademark, the Contractor shall obtain from the Entity entitled to enforce the patent, copyright, or trademark all necessary evidence of legal right. The Contractor shall indemnify, defend, and hold harmless the City from claims of patent, copyright, or trademark infringement, and from costs, expenses, and damages the Contractor or the City may be obligated to pay as a result of such infringement during or after completing the work.

17. ASSIGNMENT

The Contractor shall not assign, sell, transfer, subcontract or sublet rights, or delegate responsibilities under this Contract, in whole or in part, without the prior written approval of the City of Springfield. No such written approval shall relieve the Contractor of any obligations of this Contract, and any transferee or Subcontractor shall be considered the agent of the Contractor. The Contractor shall remain liable as between the original parties to this Contract as if no such assignment had occurred.

SAMPLE

18. SUBCONTRACTING

Subcontracts shall provide that work performed under the subcontract shall be conducted and performed according to the terms of this Contract. Whether stated in the Subcontract Agreement itself or not, the Contractor shall remain solely responsible for administration of the subcontract, including, but not limited to the performance of the subcontracted work, progress of the subcontracted work, payment for accepted subcontracted work, and disputes and claims for additional compensation regarding all subcontracted work.

The City's approval of a Subcontractor will not create a contract between the City and the Subcontractor, shall not convey to the Subcontractor any rights against the City, and shall not relieve the Contractor or the Contractor's Surety of any of their responsibilities under this Contract.

19. DUAL PAYMENT

The Contractor shall not be compensated for work performed under this Contract from any City of Springfield agency other than the agency which is a party to this Contract.

20. ACCESS TO RECORDS

The City of Springfield and its duly authorized representatives shall have access to books, documents, papers and records of the Contractor which are directly pertinent to this Contract for the purpose of making audit, examination, excerpts and transcripts.

21. FORCE MAJEURE

Neither party to this Contract shall be held responsible for delay or default caused by fire, riot, acts of God and/or war which is beyond that party's reasonable control. The City of Springfield may terminate this Contract upon written notice after determining such delay or default will unreasonably prevent successful performance of the Contract.

22. AMENDMENTS

The terms of this Contract shall not be waived, altered, modified, supplemented or amended in any manner whatsoever, without prior written approval of the City of Springfield. No modification of this Contract shall bind either party unless reduced to writing and subscribed by both parties, or ordered by a Court.

23. WAIVER

Failure of the City to enforce any provision of this Contract shall not constitute a waiver or relinquishment by the City of the right to such performance in the future nor of the right to enforce any other provision of this Contract.

24. SEVERABILITY

If any provision of this Contract is declared by a court to be illegal or in conflict with any law, the validity of the remaining terms and provisions shall not be affected and the rights and obligations of the parties shall be construed and enforced as if the Contract did not contain the particular provision held to be invalid.

25. CAPTIONS

The headings, subheadings and titles to paragraphs of this agreement are solely for the convenience of the parties and shall not be used to explain, modify, simplify, or aid in the interpretation of the provisions of this Contract. They do not form a part of this Contract, and shall not be used in construing this Contract.

26. ATTORNEY FEES

In the event a lawsuit of any kind is instituted on behalf of the City of Springfield to enforce any provision of this Contract, the Contractor shall pay such additional sums as the Court may adjudge reasonable for attorney fees plus all costs and disbursements at trial and on any appeal.

27. REMEDIES

This Contract shall be governed and construed in accordance with the laws of the State of Oregon, apart from choice of law provisions. The parties agree that the Circuit Court for the County of Lane, State of

SAMPLE

Oregon, or the Federal District Court of the State of Oregon (Eugene) is the sole and proper forum for resolving any disputes involving this Contract, any breach of this Contract, or relating to its subject matter. The Parties agree to submit themselves to the jurisdiction of such courts without challenge to the jurisdiction of these courts. This Contract shall not be construed more favorably to the City due to the preparation of this Contract by the City.

28. OWNERSHIP STATUS

Both parties understand and acknowledge that the City is a public body as specified in ORS 30.260 and maintains its status as a public body and retains all immunities and privileges granted it and its officers, agents, and employees by the Tort Claims Act (ORS 30.260 – ORS 30.295) and any and all other statutory rights granted the City as a result if its status as a public body.

29. SUCCESSORS IN INTEREST

The provisions of this Contract shall be binding upon and shall inure to the benefit of the parties to this Contract and their respective successors and assigns.

IN WITNESS WHEREOF: The said City has caused these presents to be executed by its City Manager (or Designee) as authorized by Ordinance 6281 of the Common Council of the City of Springfield, and the said Contractor has caused these presents to be executed itself.

CITY OF SPRINGFIELD, OREGON
(A Municipal Corporation)

By:

City Manager

Date

CONTRACTOR

By:

Name of Company ***(Please Print)***

Contractor's Signature

Name: ***(Please Print)***

Title: ***(Please Print)***

Date

Business Address

City **State** **Zip**

Office Phone

Cell Phone

E-Mail Address

SAMPLE

PREVAILING WAGE RATE INFORMATION

Prevailing Wage Rates information can be found at the following website:

https://www.oregon.gov/boli/employers/Pages/prevailing-wage-rates.aspx

For the proper Prevailing Wage Rates applicable to this project, please refer to the following publications:

1.) *Prevailing Wage Rate Publication; Prevailing Wage Rates for Public Works Contracts in Oregon with an effective date of January 1, 2022.*

The following Amendments to the Prevailing Wage Rates for Public Works Contracts in Oregon also apply;

a.) N/A

CITY OF SPRINGFIELD

Special Provisions

for

P21151

Centennial Blvd Overlay (Aspen-Prescott)

SPECIAL PROVISIONS

FOR

P21151

Centennial Blvd Overlay (Aspen-Prescott)

PROFESSIONAL OF RECORD CERTIFICATION:

REGISTERED PROFESSIONAL ENGINEER 70925 Digitally Signed: Date: 2022.02.07 14:12:57-08'00' OREGON JUNE 14, 2007 STANLEY ANGELOFF PETROFF EXPIRES: 12/31/22	I certify the Special Provision Section(s) listed below are applicable to the design for the subject project for temporary features & appurtenances, roadwork, drainage, bases and wearing surfaces. Modified Special Provisions were prepared by me or under my supervision. Sections 00220, 00221, 00222, 00223, 00224, 00225, 00228, 00280, 00305, 00310, 00330, 00350, 00440, 00470, 00490, 00620, 00640, 00730, 00744, 00749, 00759, 01030, 01040, 01094, 02001, 02030, 02050 and 02690.

FINAL ELECTRONIC DOCUMENT AVAILABLE UPON REQUEST

SPECIAL PROVISIONS

SECTION A – General Requirements

P21151 -

Centennial Blvd Overlay (Aspen-Prescott)

A1.1 Codes and Standards

All work shall be performed in accordance with the highest standard of practice in the industry and shall be furnished in conformance with all applicable codes, statutes or standards that apply to this work including, but not limited to, any applicable Federal, State or City of Springfield Codes, Standards and Ordinances.

A1.2 Applicable Standard Specifications

Division 100, General Requirements, and Division 310.04.03, Payment Deductions and Rejection of Pavement, of the 1994 Edition of the Standard Construction Specifications of the City of Springfield, Oregon, including all revisions at date of Bid opening, and Parts 00200 through 03000 of the 2021 Oregon Standard Specifications for Construction shall apply to this Invitation to Bid and the ensuing construction contract, except as may be modified herein. If any section of the 2021 Oregon Standard Specifications for Construction should refer to Section 00100 of the same, the Bidder will instead refer to the equivalent section in Division 100 of the 1994 Edition of the Standard Construction Specifications, including all revisions at date of Bid opening. In the case of discrepancy, unless noted otherwise herein, the provision determined by the City to be more restrictive shall apply.

A1.3 Form of Proposal

REPLACE SECTION 102.02 "FORM OF PROPOSAL" OF THE STANDARD CONSTRUCTION SPECIFICATIONS:

"The Proposal and the proposal guarantee in the form of a bid bond, certified check, or cashier's check, shall be enclosed in a sealed, labeled and addressed envelope, as required in the Instructions to Bidders and filed as required therein. The outside of the envelope shall plainly identify: (1) The project name and (2) The bid opening date.

All Proposals must be clearly and distinctly typed or written with ink or indelible pencil.

All Proposals shall be on the form furnished by Owner, and in addition to necessary unit price items and total prices in the column of totals to make a complete Bid, all applicable blanks giving general information must be filled in and the Bids signed by an officer or duly authorized representative of the Bidder. Any statement accompanying and tending to qualify a Bid may cause rejection of such Bid, unless such statement is required, in a Proposal embracing alternate Bids. All bid documents except plans must be returned with the Bid.

Unless otherwise specified, Bidders shall bid on all Bid items included in the Proposal, and the low Bidder shall be determined as noted in Subsection 103.01 AWARD OF CONTRACT. Except as provided herein Proposals which are incomplete or fail to comply to all items required in the Proposal may be rejected."

INSERT IN ITS PLACE THE FOLLOWING:

"ALL BID DOCUMENTS, EXCEPT PLANS, MUST BE RETURNED WITH THE BID. This includes all documents contained in the original bid book, whether they require the completion of information or not, and any addendum that may be issued pertaining to the bid in question. The only exceptions to this are any plans or drawings, which are not required to be submitted as a part of your Bid.

The Bid Submittal, Bid Bond, Certified Check, or Cashier's Check shall be enclosed in a sealed and labeled envelope. The outside of the envelope shall plainly identify: (1) The project name and project number and (2) The Bid opening date. All Bids must be clearly and distinctly typed or written with ink or indelible pencil. Unless otherwise specified, Bidders shall bid on all Bid items, and must include in their Bid prices the entire cost of each item of work set forth in the Bid.

Sealed Bids will be received at the location and in the manner specified in the Invitation to Bid for the subject project.

All Bids shall be on the form furnished by the City, and in addition to necessary unit price items, total prices in the column of totals to make a complete Bid, and Alternative Bid, all applicable blanks giving general information must be filled in and the Bids signed by an officer or duly authorized representative of the Bidder. The only exceptions to this requirement are the Performance Bond, Payment Bond, Statutory Public Works Bond and the Contract documents which are provided here as a reference. However, if you are awarded the Bid, you will be required to submit fully executed copies of these documents upon request. Any statement accompanying and tending to qualify a Bid may cause rejection of such Bid, unless such statement is required in a Bid embracing alternate Bids.

If, in the opinion of the City, the items or prices in any Bid appear unbalanced, incomplete, or fail to comply with all the terms required, the Bid may be rejected."

A1.4 Proposal Guaranty and Organization

REPLACE SECTION 102.05 "PROPOSAL GUARANTY AND ORGANIZATION" OF THE STANDARD CONSTRUCTION SPECIFICATIONS:

"Each Bid must be accompanied by a Bid Bond, cash or a certified or cashier's check upon a bank in good standing, payable to the Finance Director of the City of Springfield, Oregon, in an amount equal to at least 10% of the total amount of the bid. Such Proposal guaranty shall be forfeited and become the property of the City in case the Bidder shall fail or neglect to furnish a satisfactory Performance Bond and Payment Bond and to execute the Contract within 10 days (Saturday, Sunday and holidays excepted) after receiving said Contract from the City for execution. Bid bonds submitted shall be on the form provided by the City in the Bid document."

INSERT IN ITS PLACE THE FOLLOWING:

"As required by ORS 279C.365(4) each Bid shall be accompanied by a Bid Bond, cash, or a certified or cashier's check written upon a bank in good standing and in a form acceptable to the City, payable to the Finance Director of the City of Springfield, Oregon, in an amount equal to at least 10 percent of the total amount of the Bid. Bid Bonds shall be issued by a surety company registered to issue bonds in the State of Oregon, and utilizing a bond form acceptable to the City. The City will accept AIA Document A310-2010 Bid Bond (sample form enclosed). The Bid Bond may not be altered.

Such Bid Guarantee shall be forfeited and become the property of the City in case the Bidder shall fail or neglect to furnish a satisfactory Performance and/or Payment Bond issued by a viable

bond company acceptable to the City as required by ORS 279C.380 and to execute the Contract within ten (10) days (Saturday, Sunday, and holidays excepted) after receiving Contract from the City for execution. For information regarding Performance and Payment Bond requirements see City of Springfield Contract document, Section 5. City Bonding."

A1.5 Interpretation of Contract Documents

REPLACE SECTION 102.07 "INTERPRETATION OF CONTRACT DOCUMENTS" OF THE STANDARD CONSTRUCTION SPECIFICATIONS:

"If it should appear to a Bidder that the work to be done, or matters relative thereto, is not sufficiently described or explained in the Contract Documents, or that Contract Documents are not definite and clear, the Bidder may make written inquiry regarding same to the Engineer at least 5 days before the scheduled closing time for filing Bids. Requests to clarify the source of materials, equipment suppliers, or any other such matter which does not modify, change, increase, or decrease the scope of the work require no action by the Owner other than a response to the Bidder requesting the clarification. Clarifications which modify, change, increase, or decrease the scope of work, require issuance of an Addendum by the Owner for the interpretation to become effective. Such addenda will be mailed to all holders of the Contract Documents. Oral instruction or information concerning the Contract Documents or the project given out by officers, employees, or agents of the Owner to prospective Bidders shall not bind the Owner. "

INSERT IN ITS PLACE THE FOLLOWING:

"If it should appear to a Bidder that the work to be done is not sufficiently described or explained in the Contract Documents, or that Contract Documents are not definite and clear, the Bidder shall make written inquiry regarding same to the individual shown, in the manner instructed and within the timeframe indicated in the Invitation to Bid advertisement. Questions received will be evaluated and if, in the judgment of the City, the response does not alter or amend the requirements or scope of the Invitation to Bid, but merely clarifies existing information, the response will be entered on the Clarifications Log and posted to the project webpage as shown in the Invitation to Bid. If, in the judgment of the City, additional information or interpretation is necessary, such information shall be supplied in the form of an addendum to all individuals, firms, and corporations listed on the Plan Holders List and those individuals that attended the Pre-Bid Meeting and provided an accurate e-mail address on the sign-in sheet. Such addenda shall have the same binding effect as though contained in the main body of the Contract Documents. The City is not responsible for any explanation, clarification, interpretation or approval made or given in any manner except by written addenda issued by City."

A1.6 Addenda to Contract Documents

REPLACE SECTION 102.08 "ADDENDA TO CONTRACT DOCUMENTS" OF THE STANDARD CONSTRUCTION SPECIFICATIONS:

"Any addenda issued by the Owner, which may include changes, corrections, additions, interpretations, or information, and issued 48 hours or more before the scheduled closing time for filing the Bids, Saturday, Sunday and legal holidays not included, shall be binding upon the Bidder. Owner shall supply copies of such addenda to all Contractors who have obtained copies of the Contract Documents for the purposes of bidding thereon. Failure of the Contractor to receive or obtain such addenda shall not excuse him from compliance therewith, if he is awarded the Contract."

INSERT IN ITS PLACE THE FOLLOWING:

"Any addenda issued by the City, which may include changes, corrections, additions, interpretations, or information issued 72 hours or more before the scheduled closing time for filing the Bids shall be binding upon the Bidder. Addenda will be posted to the City's website at http://www.springfield-or.gov/city/development-public-works/invitations-to-bid/. The Contractor should check the website frequently for new postings during the open bid period. The City shall make a reasonable effort to notify all individuals, firms, and corporations listed on the Plan Holders List and those individuals that attended the Pre-Bid Meeting and provided an accurate e-mail address on the sign-in sheet when addenda are issued. Failure of the Contractor to receive or obtain such addenda shall not excuse them from compliance."

A1.7 Familiarity With Laws and Ordinances

REPLACE THE THIRD PARAGRAPH OF SECTION 102.09 "FAMILIARITY WITH LAWS AND ORDINANCES" OF THE STANDARD CONSTRUCTION SPECIFICATIONS:

"In compliance with ORS 279.318 the Contractor is made award that the following Federal, State, and local agencies have enacted ordinances or regulations relating to the prevention of environmental pollution or the preservation of natural resources which may affect performance of the City of Springfield contracts.

FEDERAL AGENCIES

Department of Agriculture
Forest Service
Soil Conservation Service
Department of the Army-Corp of Engineers
Coast Guard
Dept. of Health & Human Services
Dept. of Interior-of Indian Affairs
Bureau of Land Management
Bureau of Outdoor Recreation
Fish and Wildlife Service
Office of Surface Mining
Reclamation & Enforcement
Department of Labor
Occupational Safety & Health Administration
Mine Safety & Health Admin.
Department of Transportation
Federal Highway Admin.
Environmental Protection Agency

STATE AGENCIES

Department of Agriculture
Department of Energy
Dept. of Environmental Quality
Dept. of Fish & Wildlife
Dept. of Forestry
Dept. of Geology & Minerals
Dept. of Human Resources
Land Conservation and Development Bureau Commission
Division of State Lands
State Soil and Water Conservation Commission
Water Resources Department

LOCAL AGENCIES

Common Council, City of Springfield
County Court, Lane County
Planning Commission, City of Springfield
Planning Commission, Lane County
Lane Regional Air Pollution Authority
Springfield Utility Board"

INSERT IN ITS PLACE THE FOLLOWING:

"In compliance with ORS 279C.525, the Contractor is made aware that the following federal, state, and local agencies have enacted ordinances or regulations relating to the prevention of environmental pollution or the preservation of natural resources which may affect performance of City of Springfield contracts. This is not intended to be a complete listing of agencies. Other agencies may have enacted ordinances or regulations that may apply.

If the Contractor is delayed or must undertake additional work by reason of existing ordinances, rules or regulations of agencies not cited in the Contract or due to the enactment of new or the amendment of existing statutes, ordinances, rules or regulations relating to the prevention of environmental pollution and the preservation of natural resources occurring after the submission

of the successful bid, the contracting agency may, at its discretion, terminate the Contract, complete the work itself; use non-agency forces already under contract with the City, require that the underlying property owner be responsible for cleanup, solicit bids for a new contractor to provide the necessary services or issue the Contractor a change order setting forth the additional work that must be undertaken.

If the Contractor encounters a condition not referred to in the Invitation to Bid documents, not caused by the Contractor or any Subcontractor employed on the project and not discoverable by a reasonable pre-bid visual site inspection, and the condition requires compliance with the ordinances, rules or regulations referred to under this regulation, the Contractor shall immediately notify the City of the condition.

FEDERAL AGENCIES

Department of Agriculture
Forest Service
Soil Conservation Service
Department of the Army Corps of Engineers
Coast Guard
Department of Health and Human Services
Department of the of Interior
Bureau of Indian Affairs
Bureau of Land Management
Bureau of Outdoor Recreation
Department of Commerce
Fish and Wildlife Service
Office of Surface Mining
Reclamation and Enforcement
Bureau of Reclamation
Department of Labor
Occupational Safety and Health Administration
Mine Safety and Health Admin
Department of Transportation
Federal Highway Administration
Environmental Protection Agency

STATE AGENCIES

Department of Agriculture
Department of Energy
Department of Environmental Quality
Department of Fish and Wildlife
Department of Forestry
Department of Geology and Minerals
Department of Human Resources
Land Conservation and Development Commission
Division of State Lands
State Soil and Water Conservation Commission
Water Resources Department
Oregon Department of Transportation

LOCAL AGENCIES

City of Springfield
Planning Commission, City of Springfield
Springfield Development and Public Works
Metropolitan Wastewater Management Commission
City of Springfield Urban Renewal Districts - Downtown and Glenwood
Springfield Utility Board
Lane County
Planning Commission, Lane County
Willamalane
Lane Regional Air Protection Authority
Lane Council of Governments
Rainbow Water District
Emerald People's Utility District"

A1.8 Award of Contract

REPLACE THE FIRST PARAGRAPH OF SECTION 102.09 "FAMILIARITY WITH LAWS AND ORDINANCES" OF THE STANDARD CONSTRUCTION SPECIFICATIONS:

"The award will be made by Owner to the Bidder submitting the lowest acceptable Bid. In determining the lowest acceptable Bid, Owner may take into account, among other factors, the prices bid, discounts if any, time of completion and delivery proposed, as between equal Bids, the relative merits and performance of any items specifically proposed by the Bidder, any variation in maintenance and guarantee periods specifically proposed by the Bidder in excess of any minimum specified, the realistic balance of prices in the Proposals for various parts or units of work, and the experience and ability of Bidder to perform the work."

INSERT IN ITS PLACE THE FOLLOWING:

"The award will be made by Owner to the Bidder submitting the lowest acceptable Bid. In determining the lowest acceptable Bid, Owner may take into account, among other factors, the prices bid, discounts if any, time of completion, delivery proposed and Alternate Bid, as between equal Bids, the relative merits and performance of any items specifically proposed by the Bidder, any variation in maintenance and guarantee periods specifically proposed by the Bidder in excess of any minimum specified, the realistic balance of prices in the Proposals for various parts or units of work, and the experience and ability of Bidder to perform the work."

ADD THE FOLLOWING PARAGRAPH TO SECTION 103.01 "AWARD OF CONTRACT" OF THE STANDARD CONSTRUCTION SPECIFICATIONS:

"Prior to awarding the Contract, the City may, at its sole discretion, require Contractors and/or Subcontractors to demonstrate to the City's satisfaction that they have a complete and clear understanding of all requirements of the Prevailing Wage Rate Laws contained in ORS 279C.800 through 279C.870 and possess the expertise necessary for fulfilling their obligations pertaining to these requirements throughout the administration of the Contract. In determining competency, the City may consider Certified Payroll Reports submitted by the Contractor and/or Subcontractor for projects previously performed for the City, copies of Certified Payroll Reports submitted to other public entities, references from other public entities attesting to the Contractor's expertise, or an interview with the Contractor regarding their personnel resources and expertise or their ability to obtain the resources and expertise necessary to meet all contractual responsibilities in accordance with ORS 279C.375."
Alternate quoted on Bid Forms will be reviewed and accepted or rejected at the Owner's option. Accepted Alternates will be identified in executed Contract.

A1.9 Protection of Property

ADD THE FOLLOWING TO THE END OF SECTION 105.11 "PROTECTION OF PROPERTY" OF THE STANDARD CONSTRUCTION SPECIFICATIONS:

"The Contractor shall provide the Engineer with photographic documentation of pre-construction and post-construction conditions on all private properties affected by the Contractor's work. The Contractor shall provide digital photos of each area of work on private properties sufficient to document the conditions prior to the start of the Contractor's work and immediately after completion of the Contractor's work. All photos shall be submitted to the Engineer by line and street address in an organized manner on compact discs prior to the requesting that the final payment be made.

The Contractor shall obtain a written release from the property owner on the Homeowner Approval and Release Form confirming that the site restoration work is satisfactory to the property owner. The Contractor shall document that a minimum of two attempts were made to secure a release from each property owner by providing a list of property owners by address and indicating the dates and times of each attempt. This list and all signed Homeowner Approval and Release Forms shall be submitted to the Engineer prior to requesting that the final payment be made."

A1.10 Removal of Unacceptable or Unauthorized Work

ADD THE FOLLOWING TO THE END OF SECTION 105.19 "REMOVAL OF UNACCEPTABLE OR UNAUTHORIZED WORK" OF THE STANDARD CONSTRUCTION SPECIFICATIONS:

"Calculation of payment deduction or the rejection of pavement not meeting contract specifications will be made in compliance with Division 310.04.03, Payment Deductions and Rejection of Pavement."

A1.11 Trade Names, Approved Equals or Substitutions

ADD THE FOLLOWING TO THE BEGINNING OF SECTION 107.06 "TRADE NAMES, APPROVED EQUALS OR SUBSTITUTIONS" OF THE STANDARD CONSTRUCTION SPECIFICATIONS:

"Brand Name or Equal Specification means a specification that uses one or more manufacturers' names, makes, catalog numbers or similar identifying characteristics to describe the standard of quality, performance, functionality or other characteristics needed to meet the contracting agency's requirements. The "Equal" product, component or process shall be the same or better than that named in function, performance, reliability, quality and general configuration. Determination of equal in reference to the project design requirements will be made by the Engineer, pursuant to Subsection 106.07. Unless otherwise specified, whenever a manufacturer's name brand or model is mentioned, it is to be understood that the phrase "approved equal" is assumed to follow thereafter, whether it does in fact or not. Such specification authorizes Contractors to offer goods or services that are equivalent or superior to those brands named or described in the specification."

A1.12 Insurance

REPLACE SECTION 107.06 "INSURANCE" OF THE STANDARD CONSTRUCTION SPECIFICATIONS:

"The Contractor shall provide and maintain general liability, auto liability, property, and workers' compensation insurance for life of this Contract.

General Liability Insurance

The Contractor shall maintain an ISO Commercial General Liability insurance policy (or an equivalent policy approved by Owner) with combined single limits of at least $1,000,000 per occurrence for bodily injury, personal injury, and property damage and an aggregate limit of a least $2,000,000. The policy shall include coverage for contractual liabilities.

Comprehensive Automobile Liability Insurance

The Contractor shall maintain an automobile liability insurance policy with combined single limits of at least $1,000,000 per occurrence for bodily injury, personal injury, and property damage.

Additional Insured Endorsement

The general and automobile insurance policies specified above shall include endorsements naming as an additional insured "the City of Springfield, its agents, employees and officials all while acting within their official capacity as such."

Property Insurance

Depending on the nature of the construction contemplated under this contract, Owner may require Contractor to provide property insurance. Refer to Special Provisions section of this Contract.

Workers' Compensation Insurance

Contractor, its subcontractors, if any, and all employers working under this agreement are subject employers under the Oregon Workers' Compensation Law and shall comply with ORS 656.017, which requires them to provide workers' compensation coverage for all their subject workers.

Contractor is responsible for maintaining workers' compensation insurance for his employees and assuring that his subcontractors, if any, also maintain workers' compensation insurance. Contractor shall defend, indemnify, and hold Owner harmless from any liability for any workers' compensation claims costs, fines, or costs whatsoever arising from Contractor's or his subcontractors' failure to comply with ORS 656.017.

Additional Policies and Special Coverages

Refer to the Special Provisions section of this Contract for additional coverages that may be required.

Certificates of Insurance

Certificates of insurance evidencing all policies required by this Contract shall be delivered to the Owner prior to the commencement of any work. All certificates shall include a 30-day notice of cancellation clause and required additional insured endorsements. The Owner has the right to reject any certificate for unacceptable coverage and/or companies."

INSERT IN ITS PLACE THE FOLLOWING:

"INSURANCE

All insurance shall carry a rating of A- or better with A. M. Best and must be approved by the City as to terms, conditions and form prior to beginning work. Certificates of insurance evidencing all policies and endorsements required by this Contract shall be delivered to the Owner prior to the commencement of any work. The Owner has the right to reject any certificate or endorsement for unacceptable coverage and/or companies.

Liability and Property Damage

The Contractor shall maintain in force for the duration of the Contract, to include the warranty period, a Commercial General Liability insurance policy written on an occurrence basis with limits not less than $2,000,000 per occurrence and $3,000,000 in the aggregate. The policy will be endorsed with Additional Insured, Per Project Aggregate, Products and Completed Operations and Primary and Noncontributory endorsements. The City, its employees, officials and agents will be named as Additional Insured's where operations are being conducted related to this Contract on the Commercial General policy as respects to work or services performed under this Contract to the extent that the death or bodily injury to persons or damage to property arises out of the fault of the Contractor or the fault of the Contractor's agents, representatives or Subcontractors. The following statement will appear on the face of the certificate; "The City, its employees, officials and agents are all named as additional insured while acting in their capacity as such." The City's Additional Insured status for Products and Completed Operations hazards shall extend for at least one year beyond formal Council acceptance of the project. This insurance shall be primary and shall be paid and applied first in its entirety prior to any

application of insurance the CITY may carry on its own. A 30-day notice of cancellation or material change in coverage clause shall be included.

The Contractor shall maintain in force for the duration of the Contract, to include the warranty period, an Automobile Liability insurance policy (owned, non-owned, and hired) with limits not less than $1,000,000 per occurrence. The policy will be endorsed with Additional Insured and Primary and Noncontributory endorsements. The City, its employees, officials and agents will be named as Additional Insured's where operations are being conducted related to this Contract on the Automobile Liability policy as respects to work or services performed under this Contract to the extent that the death or bodily injury to persons or damage to property arises out of the fault of the Contractor or the fault of the Contractor's agents, representatives or Subcontractors. The following statement will appear on the face of the certificate; "The City, its employees, officials and agents are all named as additional insured while acting in their capacity as such." This insurance shall be primary and shall be paid and applied first in its entirety prior to any application of insurance the CITY may carry on its own. A 30-day notice of cancellation or material change in coverage clause shall be included.

Workers' Compensation

The Contractor shall provide and maintain Workers' Compensation coverage with limits no less than $500,000 for its employees, officers, agents, or partners, as required by applicable Workers' Compensation laws. If the Contractor is exempt from this coverage a written statement, signed by the Contractor, explaining the reason for the exemption will be provided to the City prior to commencement of any work.

Course of Construction and/or Installation Floater

In the event Course of Construction/Installation Floater insurance is required by the City due to unique project specifications or the Contractor requests advance payment by the City for the purchase of materials pursuant to Section 109.07 of the City of Springfield Standard Construction Specifications, the Contractor shall provide Course of Construction/Installation Floater insurance in an amount equal to the value of the advance payment requested. The policy shall provide coverage for all risks and shall be approved by the City as to terms, conditions and form covering the replacement cost of the applicable materials prior to the release of payment. The policy shall name the City of Springfield as Loss Payee. The coverage shall be maintained in full force for the duration of this Contract. The City, at its option, may elect to obtain additional coverage.

Asbestos Abatement (only applicable to Asbestos Specific Contracts)

If applicable to this Contract, the Contractor shall maintain in full force a Commercial General Liability policy approved by the City as to terms, conditions and form that is Asbestos Specific with a minimum limit of $2,000,000 per occurrence and $3,000,000 in the aggregate written on a form that meets the following criteria:

a. A full occurrence form, or
b. A limited occurrence form with at least a three-year (3) tail, or
c. A claims made form with a three-year (3) tail.

Pollution Liability Coverage (only applicable to Pollution Specific Contracts)

If applicable to this Contract, the Contractor shall maintain in full force a Commercial General Liability policy approved by the City as to terms, conditions and form that is Pollution Specific with a minimum limit of $2,000,000 per occurrence and $3,000,000 in the aggregate written on a form that meets the following criteria:

a. A full occurrence form, or
b. A limited occurrence form with at least a three-year (3) tail, or
c. A claims made form with a three-year (3) tail.

Professional Liability Coverage (only applicable to Contracts if specified)

If Professional Liability insurance is required, the City must approve the terms, conditions and limits prior to commencement of any work.

Additional Policies and Special Coverages

Refer to the Special Provisions section of this Contract for additional coverages that may be required.

Railroad Protective Liability Coverage

If work being performed under this Contract is near railroad tracks or a railroad right of way and the Railroad requires special insurance (for example: Railroad Protective Liability Coverage) Contractor will be responsible for meeting the Railroad insurance requirements before any work commences. Any insurance required to be purchased by the Railroad is in addition to the insurance required by the City.

Subcontractors

The Contractor shall require all Subcontractors to provide and maintain General Liability, Auto Liability and Workers' Compensation insurance and, as applicable, Professional, Asbestos and Pollution Liability with coverage's equivalent to those required of the General Contractor in this Contract. The Contractor shall require certificates of insurance from all Subcontractors as evidence of coverage.

Additional Insured Endorsement

All certificates of insurance, with the exception of Professional Liability and Railroad Protective Liability, must include an endorsement which lists the City of Springfield as a named additional insured. The following statement will appear on the face of the certificate; "The City, its employees, officials and agents are all named as additional insured while acting in their capacity as such."

Evidence of Coverage and Notice of Cancellation or Material Change in Coverage

Evidence of the required coverages issued by a company satisfactory of the City shall be provided to the City by way of a certificate of insurance before any work or services commence. A 30-day notice of cancellation or material change in coverage clause shall be included.

If the approved insurance company will not provide this 30 day notice, it shall be the responsibility of the Contractor to provide written notice to the City within two (2) days of the Contractor becoming aware that their coverage has been cancelled or materially changed. The Contractor shall e-mail notification directly to Amanda Clinton at aclinton@springfield-or.gov. Regardless of the circumstances causing the Contractor's insurance coverage to cease or be modified, it is the Contractor's responsibility to notify the City as described above.

Failure to maintain the proper insurance or provide notice of cancellation or material change shall, at the City's option, be grounds for immediate termination of this Contract. _____
(Contractor initials)

Equipment and Material

The Contractor shall be responsible for any loss, damage, or destruction of its own property, equipment, and materials used in conjunction with the work."

A1.13 Contract Time

ADD THE FOLLOWING AT THE END OF THE SECOND PARAGRAPH OF 108.04 "CONTRACT TIME" OF THE STANDARD CONSTRUCTION SPECIFICATIONS:

"This provision does not apply to the seasonal suspension of work pursuant to Subsection 108.05."

A1.14 Suspensions of Work

REPLACE SECTION 108.05 "SUSPENSIONS OF WORK" OF THE STANDARD CONSTRUCTION SPECIFICATIONS:

"Suspension by Owner

The Contractor shall immediately suspend work on the project wholly or in part as directed by the Owner for good and sufficient reason. In the event of such suspension, Owner shall, except in emergency, and except as hereinafter provided, give Contractor three days' notice and work shall be resumed within five days after notice has been given by Owner to Contractor to do so. Owner shall allow Contractor an extension of time for completion corresponding to the total period of temporary suspension, and shall reimburse him for necessary rental of unused equipment, services of watchpersons and other unavoidable expenses by reason of the suspension without fault of Contractor. Contractor shall not be entitled to damages, intangible or overhead costs or anticipated profits from such temporary suspension.

Suspension by Engineer

The Contractor shall immediately suspend work on the project wholly or in part as directed by the Engineer pursuant to Subsections 105.01 and 105.02 due to: (l) failure to correct unsafe conditions for working personnel, the general public or Owner's employees, (2) failure to carry out provisions of the Contract Documents, and (3) failure to carry out orders or directions, for such periods as the Engineer may deem necessary due to conditions considered unsuitable for the performance of the work or for any reason deemed to be in the public interest.

The Contractor shall immediately suspend work on the project wholly or in part as directed by the Engineer, for such periods as the Engineer may deem necessary, pursuant to Subsection 105.19 for failure to immediately correct defective and unacceptable work.

Suspension by Contractor

Suspending operations because of seasonal conditions or other unsuitable conditions pursuant to Subsection 108.06 shall require the concurrence of the Engineer.

Responsibility of Contractor

Voluntary or involuntary suspension or slowdown, with or without the approval of the Engineer, and suspension of work ordered by the Engineer will not be grounds for claims or damages, idle

equipment or labor, or extra compensation. No allowance or compensation will be made on account of such suspensions of work except as provided hereinbefore and as provided in Subsection 108.06.

At the commencement of, and during any suspensions of work, the Contractor shall be responsible for the care of work performed and take every precaution to prevent any damage or deterioration of the work. The Contractor shall be responsible for work, including temporary protection devices to warn, safeguard, protect, guide and inform traffic during suspension, the same as though its performance had been continuous and without interferences.

The Contractor shall be responsible and bear all costs for providing suitable provisions for traffic control and for maintenance and protection of the work during suspension for cause. If the Contractor fails to provide for temporary traffic control and to maintain the work, the Engineer may immediately proceed to maintain the work. The cost of such maintenance shall be deducted from payments due or to become due to the Contractor.

Resumption of Work

In all cases of suspension, work will be resumed only upon written order of the Engineer or Owner."

INSERT IN ITS PLACE THE FOLLOWING:

"Temporary Suspension of Work by Owner/Engineer

The Contractor shall immediately suspend work on the project wholly or in part as directed by the Owner/Engineer for good and sufficient reason. In the event of such suspension, Owner/Engineer shall, except in emergency, and except as hereinafter provided, give Contractor three days' notice and work shall be resumed within five days after notice has been given by Owner/Engineer to Contractor to do so. Owner/Engineer shall allow Contractor an extension of time for completion corresponding to the total period of temporary suspension, and shall reimburse him for necessary rental of unused equipment, services of watchpersons and other unavoidable expenses by reason of the suspension without fault of Contractor. Contractor shall not be entitled to damages, intangible or overhead costs or anticipated profits from such temporary suspension. This subsection does not apply to Seasonal Suspension of Work.

Seasonal Suspension of Work by Engineer

The Contractor shall immediately suspend work on the project wholly or in part as directed by the Engineer pursuant to Subsections 105.01 and 105.02 due to seasonal weather conditions determined, at the sole discretion of the Engineer, to be unsuitable for the performance of work. The day count will be suspended during this time. See "Responsibility of Contractor" subsection following for Contractor's responsibilities during the suspension period. Work shall not resume without written approval from the Engineer.

Suspension of Work by Engineer for Failure to Comply

The Contractor shall immediately suspend work on the project wholly or in part as directed by the Engineer pursuant to Subsections 105.01 and 105.02 due to: (l) failure to correct unsafe conditions for working personnel, the general public or Owner's employees, (2) failure to carry out provisions of the Contract Documents, and (3) failure to carry out orders or directions. Work

shall be suspended for such periods as the Engineer may deem necessary due to conditions considered unsuitable for the performance of the work or for any reason deemed to be in the public interest.

Suspension of Work by Engineer for Failure to Correct Defective or Unacceptable Work

The Contractor shall immediately suspend work on the project wholly or in part as directed by the Engineer, for such periods as the Engineer may deem necessary, pursuant to Subsection 105.19 for failure to immediately correct defective and unacceptable work.

Suspension of Work by Contractor

Suspending operations because of seasonal conditions or other unsuitable conditions pursuant to Subsection 108.06 shall require the concurrence of the Engineer.

Responsibility of Contractor Under This Subsection

Voluntary or involuntary suspension or slowdown, with or without the approval of the Engineer/Owner, and suspension of work ordered by the Engineer/Owner will not be grounds for claims or damages, idle equipment or labor, or extra compensation. No allowance or compensation will be made on account of such suspensions of work except as provided hereinbefore and as provided in Subsection 108.06.

At the commencement of, and during any suspensions of work, the Contractor shall be responsible for the care of work performed and take every precaution to prevent any damage or deterioration of the work. In the case of pipework, the Contractor shall provide necessary provisions to maintain sanitary sewer and storm water functionality on both the public and private sides. The Contractor shall be responsible for work, including temporary protection devices to warn, safeguard, protect, guide and inform traffic during suspension, the same as though its performance had been continuous and without interferences. The Contractor shall restore fencing or place temporary fencing, to include temporary security fencing, as needed to provide secure restraint for pets and to protect private property.

The Contractor shall be responsible and bear all costs for providing suitable provisions for traffic control and for maintenance and protection of the work during suspension for cause. If the Contractor fails to provide for temporary traffic control and to maintain the work, the Engineer may immediately proceed to maintain the work. The cost of such maintenance shall be deducted from payments due or to become due to the Contractor.

Resumption of Work

In all cases of suspension, work will be resumed only upon written order of the Engineer or Owner."

A1.15 Scope of Payment

ADD THE FOLLOWING AT THE END OF 109.02 "SCOPE OF PAYMENT" OF THE STANDARD CONSTRUCTION SPECIFICATIONS:

(1) Asphalt Cement Material Price Escalation/De-escalation - An asphalt cement escalation/de escalation clause will be in effect during the life of the Contract.

The Agency reserves all of its rights under the Contract, including, but not limited to, its rights for suspension of the Work under 00108.05 and its rights for termination of the

Contract under 00108.11, and this escalation/de-escalation provision shall not limit those rights.

(a) Monthly Asphalt Cement Material Price (MACMP) - The Monthly Asphalt Cement Material Price (MACMP) will be established by the Agency each month and will be based on the published prices of PG 64 22 asphalt cement furnished by Poten & Partners, Inc. The Portland, Oregon area prices will be used as the basis of the MACMP and will become the sole area to be used as the basis for all asphalt cement used on the Project. Each MACMP for a given month will be the average of the published prices for that MACMP for each Friday in that month.

For information regarding the calculation of the MACMP, and for the actual MACMP, go to the Agency website at:

https://www.oregon.gov/ODOT/Business/Pages/Asphalt-Fuel-Price.aspx

If the Agency-selected index ceases to be available for any reason, the Agency in its discretion will select and begin using a substitute price source or index to establish the MACMP each month. The MACMP will apply to all asphalt cement including but not limited to paving grade, polymer modified, and emulsified asphalts, and recycling agents. The Agency does not guarantee that asphalt cement will be available at the MACMP.

(b) Base Asphalt Cement Material Price (Base) - The base asphalt cement material price for this Project is the MACMP published on the Agency website for the month immediately preceding the Bid Opening date.

(c) Monthly Asphalt Cement Adjustment Factor - The monthly asphalt cement adjustment factor will be determined each month as follows:

If the MACMP is within ± 5% of the Base, there will be no adjustment.

If the MACMP is more than 105% of the Base, then:

Adjustment Factor = (MACMP) - (1.05 x Base)

If the MACMP is less than 95% of the Base, then:

Adjustment Factor = (MACMP) - (0.95 x Base)

(d) Asphalt Cement Price Adjustment - A price adjustment will be made for the items containing asphalt cement listed below. The price adjustment as calculated in (c) above will use the MACMP for the month the asphalt is incorporated into the Project. The price adjustment will be determined by multiplying the asphalt incorporated during the month for subject Pay Items by the Adjustment Factor.

The Pay Items for which price adjustments will be made are:

Pay Item
LEVEL 2, 1/2 INCH ACP MIXTURE, FIBER REINFORCED
or
LEVEL 2, 1/2 INCH ACP MIXTURE if Alternative A is selected

A1.16 Submission of Certified Payroll

REPLACE THE SECOND PARAGRAPH OF SECTION 109.07 OF THE STANDARD CONSTRUCTION SPECIFICATIONS:

"Once before the first payment and each time the prevailing wage rates change, and once before final payment is made, Contractor shall supply and file with Owner a statement in writing under oath, in form prescribed by the State Labor Commission and which conforms with ORS Chapter 279, certifying the hourly rate of wages paid each classification of workman not exempt by statute who is employed upon such project and further certifying that no workman employed has been paid less than minimum prevailing wage rate. Each Subcontractor who performed work on the project during the period covered by the payment may be required to file with Owner a similar statement which covers its workmen."

INSERT IN ITS PLACE THE FOLLOWING:

"It shall be the responsibility of the Contractor and any subcontractors to submit certified payroll statements to the City as to the wage rates paid to each worker as follows:

As specified in ORS 279C.845, the Contractor or the Contractor's surety and every Subcontractor or the Subcontractor's surety shall file certified statements with the public agency in writing, on a form prescribed by the Commissioner of the Bureau of Labor and Industries, certifying the hourly rate of wage paid each worker whom the Contractor or the Subcontractor has employed upon the public works, and further certifying that no worker employed upon the public works has been paid less than the prevailing rate of wage or less than the minimum hourly rate of wage specified in the Contract. The certificate and certified statement shall be verified by the oath of the Contractor or the Contractor's surety or Subcontractor or the Subcontractor's surety that the Contractor or Subcontractor has read the certified statement and certificate and knows the contents thereof and that the same is true to the Contractor or Subcontractor's knowledge. Certified statements (also referred to as certified payroll reports) shall be submitted to the City no later than the 5th business day of the following month for which the certified statement and certificate are being presented, regardless of whether any actual work is performed on the project or not. This information must be submitted to the City and also retained by the Contractor and Subcontractor(s) for three years.

Contracting agencies and general contractors are required to withhold 25% of amounts to Contractors if certified payrolls are not filed by the Contractor as required for work performed on projects subject to the prevailing wage rate law. Failure of Contractors to comply with the certified payroll filing requirements of the law, therefore, will result in a negative fiscal impact to those Contractors of up to 25% of their amount owed.

Each worker employed in the performance of this contract, either by the Contractor or Subcontractor or other person doing or contracting to do or contracting for the whole or any part of the work of the contract, must be paid not less than the specified minimum hourly rate of wage in accordance with ORS 279C.838 and 279C.840."

A1.17 Progress Payment

REPLACE THE SIXTH PARAGRAPH OF SECTION 109.07 OF THE STANDARD CONSTRUCTION SPECIFICATIONS:

"Progress payment will be made by the Owner on a monthly basis no later than the 20th day of the subsequent month of work performed, except that, additional days may be required when a payment is accompanied by one or more of the following: an extension of completion time, change order or extra bill. Payment may be made via use of checks or warrants at the option of the Owner for the amount of the approved estimate, less retainage."

INSERT IN ITS PLACE THE FOLLOWING:

"Progress payment will be made by the City no later than the fourth Friday of the month in the month subsequent to the work being performed, except that additional days may be required when the Contractor fails to submit complete and accurate certified payroll reports which are in compliance with ORS279C.845 when due, or a payment is accompanied by one or more of the following: an extension of completion time, change order or bill. If the Contractor fails to submit acceptable certified payroll reports when due, or one or more of the previously stated exceptions apply, the progress payment may be made up to fourteen (14) days after the date the certified payroll or other required information in question is received by the City."

A1.18 Oregon Products

Contractor's attention is directed to the provisions of Oregon Law, ORS 279A.120 regarding the preference for products that have been manufactured or produced in Oregon. Contractor shall use Oregon-produced or manufactured materials with respect to common building materials such as cement, sand, crushed rock, gravel, plaster, etc., and Oregon-manufactured products in all cases where price, fitness, availability and quality are otherwise equal.

A1.19 Salvage and Debris

Unless otherwise indicated on the drawings or in the specifications, all castings, pipe, equipment, demolition debris, fences, trees, shrubs, spoil or any other discarded material or equipment shall become the property of the Contractor and shall be salvaged or disposed of in a manner compliant with applicable Federal, State and local laws and regulations governing disposal of such waste products. No burning of debris or any other discarded material will be permitted. The Contractor shall perform any demolition for the completion of this project and shall salvage and recycle all construction and demolition debris as is feasible and cost effective, in accordance with ORS 279C.510.

END OF SECTION

SPECIAL PROVISIONS

FOR

P21151

Centennial Blvd Overlay (Aspen-Prescott)

PROFESSIONAL OF RECORD CERTIFICATION:

REGISTERED PROFESSIONAL ENGINEER 85648 OREGON JUNE 7, 2012 ADAM N. MILES Digitally Signed 2022.02.09 08:11:18-08'00' EXPIRES: 12/31/2022	I certify the Special Provision Section(s) listed below are applicable to the design for the subject project for permanent traffic safety & guidance systems and permanent traffic control & illumination systems. Modified Special Provisions were prepared by me or under my supervision. Sections 00850, 00855, 00860, 00867, 00868, 00905, 00920, 00930, 00940, 00950, 00960, 00962, 00990, 02560 and 02910.

FINAL ELECTRONIC DOCUMENT AVAILABLE UPON REQUEST

SPECIAL PROVISIONS

SECTION B – Scope of Work

P21151 - Centennial Blvd Overlay (Aspen-Prescott)

B1. GENERAL

B1.1 Project Description

The Project consists of a pavement inlay; Americans with Disability Act (ADA) upgrades to existing curb ramps, sidewalks, traffic signals and loops; signage and pavement markings for W. Centennial Boulevard from Aspen St. to Prescott Ln.

B1.2 Cooperation with Utilities

Utility Information (No Anticipated Relocations) - Within the Project limits, there are no anticipated relocations with the Utilities listed below. The Contractor shall contact those Utilities having buried facilities and request that they locate and mark them for their protection prior to construction.

Utility	Contact Person's Name, Address, Email, and Phone Number
Comcast	Gabriel Norbury 2871 Chad Drive Eugene, OR 97408 Gabriel_Norbury@cable.comcast.com 541-731-1498
SUB Electric	Dan Norland 1001 Main St Springfield, OR 97477 DanN@subutil.com 541-744-3784
Lumen	Luke Pilon 1762 W 2nd Ave Eugene, OR 97402 Luke.Pilon@lumen.com 458-221-7430
NW Natural	Monte Brown 790 Goodpasture Island Rd Eugene, OR 97402 Monte.Brown@nwnatural.com 541-954-1255
SUB Water	Keoki Lapina 202 South 18th St Springfield, OR 97477 KeokiL@subutil.com 541-736-3291

The Contractor shall notify, in writing, the Utilities listed above, with a copy to the Engineer, at least 14 Calendar Days before beginning Work on the Project.

NW Natural
In the event of an emergency, and in addition to the calls required by the Utilities notification system, the Contractor shall call:

- Northwest Natural Gas 1-800-882-3377

SUB Electric

Contact SUB Electric Operations at 541-744-3784 at least 72 hours prior to any work or equipment encroaching within 20 feet of electrical lines. At certain locations, power, light, and telephone poles may interfere with excavation and operation of the Contractor's equipment. Coordinate with SUB Electric Operations 72 hours prior about supporting poles. The cost to support poles will be paid by the City of Springfield and shall not be included in the Contractors cost.

Lumen
Contact Lumen at 458-221-7430 at least 72 hours prior to any work or equipment encroaching within 10 feet of communication lines.

SUB Water

Contact SUB Water Operations at 541-736-3291 at least 10 days prior to beginning work within 10 feet of **all** water facilities. SUB Water requires all construction at or near 12" or larger waterlines to have an on-site safety watcher at no cost to the Contractor. Contact SUB Water to request an on-site safety watcher at least 48 hours prior to construction. SUB Water also requires light compaction/no vibratory compaction within 2 feet directly above SUB water facilities. Waterline facilities are shallow, proceed with caution and direction from on-site safety watcher.

B1.3 Record Drawings

Contractor shall maintain at the site one set of specifications, full size drawings, shop drawings, equipment drawings and supplemental drawings which shall be corrected as the work progresses to show all changes made. Drawings shall be available for inspection by the Engineer. Upon completion of the contract and prior to final payment, specifications and drawings shall be turned over to the Engineer.

B1.4 Competent Person Designation

Contractor shall designate a qualified and experienced "competent person" at the site whose duties and responsibilities shall include enforcement of Oregon - OSHA regulations regarding excavations, the prevention of accidents, and the maintenance and supervision of construction site safety precautions and programs.

B1.5 Vehicle Parking

The vehicles of the Contractor's and subcontractors' employees shall be parked in accordance with local parking ordinances.

B1.6 Survey Services

The Engineer will perform the Agency responsibilities described in the *Construction Surveying Manual for Contractors*, Chapter 1.5 (see Section 00305).

The Contractor shall perform the Contractor responsibilities described in the *Construction Surveying Manual for Contractors*, Chapter 1.6 (see Section 00305).

The Contractor shall perform slope staking including intersections and set stakes defining limits for clearing which approximate Right-of-Way and easements.

B1.7 Prosecution and Progress - Project Work Schedules

Before starting work, the Contractor shall submit for written approval a proposed construction schedule to the Engineer. If it is desirable to carry on operations in more than one location simultaneously, a schedule shall be submitted for each location two weeks in advance of beginning such operations. In the event that the Contractor's proposed construction schedule does not meet the necessary construction program schedule as determined by the City, the Contractor shall resubmit a schedule that conforms as approved.

The schedule shall show the proposed order of work and indicate the time required for completion of the major items of work. This working schedule shall take into account the passage or handling of traffic with the least practicable interference therewith and the orderly, timely and efficient prosecution of work. It will also be used as an indication of the sequence of the major construction operations and as a check on the progress of work.

The Contractor shall provide weekly progress schedules of expected project activities. The progress schedules shall indicate the Contractor's plan of work in sufficient detail to enable both the Contractor and the Engineer to plan, coordinate, appraise, document, and control their respective Contract responsibilities. The schedule of work, and the work forces and equipment supplied by the Contractor, shall be adjusted adequately to allow for the completion of the contract work by the stated contract completion date. Any work done without notification to the Engineer is subject to rejection.

B1.8 Specifications

Refer to Special Provisions Section A1.2 for applicable specifications.

SECTION 00210 – MOBILIZATION

Comply with Section 00210 of the 2021 Oregon Standard Specifications for Construction.

SECTION 00220 - ACCOMMODATIONS FOR PUBLIC TRAFFIC

Comply with Section 00220 of the 2021 Oregon Standard Specifications for Construction modified as follows:

Add the following subsections:

00220.03(c) Public Notice - Communicate with all properties adjacent to the work a minimum of 5 days before work begins. In addition, provide approved written notices to all residents and businesses that will have their access disrupted by construction a minimum of 48 hours before the disruption is scheduled to occur. Coordinate work activities with Lane Transit District, Springfield School District, Eugene-Springfield Fire, Springfield Police, local sanitation services, and USPS. Provide documentation of the required communication to the Agency. A draft version of the document the Contractor intends to utilize for the required notifications shall be provided for City review and approval at the pre-construction meeting.

00220.03(d) Bus Stops – Notify LTD in writing, with a copy to the Engineer, a minimum of 7 Calendar Days before performing any Work that requires closing or relocating an LTD bus stop.

Rebecca Bailey
Operations Supervisor
Rebecca.Bailey@ltd.org

00220.40(e)(1) Closed Lanes - Replace this subsection, except for the subsection number and title, with the following:

One or more traffic lanes may be closed when allowed, shown, or directed during the following periods of time except as indicated in 00220.40(e)(2):

- Sunday between 7:00 p.m. and 12:00 a.m.
- Monday between 12:01 a.m. and 7:00 a.m.
- Daily, Monday through Thursday between 7:00 p.m. and 7:00 a.m.
- Friday between 12:01 a.m. and 7:00 a.m.

00220.40(e)(2)(b) Special Events - Add the following to the end of this subsection:

The following special events will occur during this Project:

- University of Oregon - Home Football Games (September to December)
- World Athletics Championships (July 1th to 31th)
- World Athletics Championships Marathon (July 15th to 18th)

Roadway surface to be in existing condition or better for the World Athletics Championship Marathon dates specified. Milled surface will not be acceptable.

Add the following subsection:

00220.40(e)(2)(c) Bus Stops – Approval from the Engineer and LTD must be granted before closing any LTD bus stops. With approval from the Engineer and LTD, the Contractor may temporarily close one LTD bus

stop location at a time.

Except as noted above, keep all pedestrian facilities and outside traffic lanes open within 100 ft of the bus stops at the following locations between the hours of 6:00 a.m. and 12:15 a.m. daily:

- Sta. 1+00.87, Eastbound
- Sta. 11+35.52, Eastbound
- Sta. 11+59.24, Eastbound
- Sta. 23+58.08, Westbound

00220.70 Opening Sections To Traffic - Add the following to the end of this subsection:

Opening sections to traffic entails the removal of all materials and TCD, and uncovering or reinstalling permanent traffic control devices for Traffic Lanes and pedestrian facilities.

SECTION 00221 - COMMON PROVISIONS FOR WORK ZONE TRAFFIC CONTROL

Comply with Section 00221 of the 2021 Oregon Standard Specifications for Construction modified as follows:

00221.00 Scope - Add the following to the end of this subsection:

Traffic must be maintained in a 10 foot lane on Centennial Boulevard during construction. Contractor is required to maintain pedestrian access during ADA Ramp construction on Centennial Boulevard.

00221.03 Traffic Safety and Operations - Replace the bullet that begins "When paving operations create…" with the following bullet:

- When paving operations create an abrupt or sloped edge drop off greater than 1 inch, protect traffic by installing signing according to the "2 Lane, 2 Way Roadway Overlay Area" detail shown on the Standard Drawings. Protect longitudinal and transverse Pavement joints by placing and maintaining an asphalt concrete wedge according to 00221.07(c)(1).

00221.07(c)(1) Paving - Replace this subsection, except subsection number and title, with the following:

When the longitudinal joint is greater than 1 inch in height, install additional TCD according to 00221.03. Complete the placing of ACP and construction of paving joints according to 00735.48, 00735.49, 00743.45, 00744.44, 00744.45, 00745.47, and 00745.48, as applicable.

00221.90(b) Temporary Protection and Direction of Traffic - Delete the bullet that begins "Moving temporary barrier to and from Contractor's stockpile areas".
Replace the bullet that begins "When the Schedule of Items does not include …" with the following bullet:

- Preparing and signing the daily "Traffic Control Inspection Report", when a TCS is not included in the Schedule of Items or when a TCS is not onsite for a work shift.

SECTION 00222 – TEMPORARY TRAFFIC CONTROL SIGNS

Comply with Section 00222 of the 2021 Oregon Standard Specifications for Construction modified as follows:

00222.40(e) Temporary Sign Placement - Add the following to the end of the bullet list:

- At least ten Calendar Days before closing the sidewalks, place a "SIDEWALK CLOSED, Full Time" (CW11-4) sign in advance of each future closure point. Locate the sign so it is legible from the nearest alternate pedestrian pathway facing incoming pedestrian traffic. The sign may be mounted between the panels of a Type II barricade or on a single-post TSS. Do not place the sign or sign support such that it narrows the pedestrian pathway to a width of less than 4 feet.

- Before opening the TPAR, place TPAR signing and other TCM as shown, or as directed. Maintain the "SIDEWALK CLOSED, Full Time" (CW11-4) signs while the TPAR is open to pedestrian traffic.

- Install "ROAD WORK AHEAD" (W20-1-48) signs with a 36 by 24-inch "FINES DOUBLE" (R2-6aP) rider on Centennial Boulevard, according to the "TCD Spacing Table" shown on the Standard Drawings or as modified by the Plans except do not install the "FINES DOUBLE" rider on concrete barrier mounted signs.

- Install beyond each end of the Project, facing outgoing traffic, an "END ROAD WORK" (CG20-2A-24) sign a distance of (A ÷ 2) according to the "TCD Spacing Table" shown on the Standard Drawings or as modified by the Plans.

- For paving operations on non-freeways, place "ABRUPT EDGE" (CW21-9) and "ROAD WORK XX MPH" (CW20-1a) signs as shown. Use an "XX" value equal to 10 mph below the current posted regulatory speed. If a speed is posted for a temporary regulatory speed reduction, that speed is the current posted regulatory speed.

- For all other moving operations that do not create an abrupt edge adjacent to traffic, omit the "ABRUPT EDGE" signs.

- When construction requires bicycles to use the Traffic Lanes, install a "Bicycle ON ROADWAY" (CW11-1) symbol sign on 1/2 mile spacing through the affected area. Keep the signs in place until completion of the Shoulder or bikeway final surface.

00222.90 Payment - Add the following to the end of this subsection:

Item (a) includes installing city supplied "Project Signs" as directed by Engineer and as shown. The contractor shall pick up said signs at the Traffic Maintenance Shop, 201 South 18th Street, Springfield before the start of construction. The contractor shall also remove the signs when all construction is complete or as directed by Engineer and deliver them in good condition to the Traffic Maintenance Shop.

SECTION 00223 - WORK ZONE TRAFFIC CONTROL LABOR AND VEHICLES

Comply with Section 00223 of the 2021 Oregon Standard Specifications for Construction.

00223.31(b) Traffic Control Inspection Without TCS - Replace the bullet that begins "Prepares and signs a daily "Traffic Control Inspection Report"…" with the following bullet:

Prepares and signs a "Traffic Control Inspection Report" (Form No. 734-2474) upon the initial installation of TCM and each working day when any modification, removal, or reinstallation of TCM are made, or as directed by the Engineer. Submit completed reports to the Engineer no later than the end of the next working day

SECTION 00224 - TEMPORARY TRAFFIC CHANNELIZING DEVICES

Comply with Section 00224 of the 2021 Oregon Standard Specifications for Construction modified as follows:

00224.46 Pavement Edge Delineation - Replace the paragraph that begins "Place tubular or conical markers…" with the following paragraph:

Place tubular or conical markers to delineate the edge of Pavement immediately after construction Work or paving operations create an abrupt or sloped edge drop-off greater than 1 inch in height along the right hand or left hand Shoulder.

SECTION 00225 - TEMPORARY PAVEMENT MARKINGS

Comply with Section 00225 of the 2021 Oregon Standard Specifications for Construction modified as follows:

00225.42(b) Wearing Course - Replace the bullet that begins "For left hand solid lines…" with the following bullet:

- For left hand solid lines and skip lines striping, use temporary removable tape or pavement markers.

SECTION 00228 - TEMPORARY PEDESTRIAN AND BICYCLIST ROUTING

Comply with Section 00228 of the 2021 Oregon Standard Specifications for Construction modified as follows:

00228.00 Scope - Replace this subsection, except subsection number and title, with the following:

In addition to the requirements of Section 00221, this Work consists of furnishing, installing, operating, maintaining, inspecting, and removing temporary devices for accommodating pedestrians and bicyclists through a work zone.

00228.13 Temporary Curb Ramps - Add the following sentence to the end of this subsection:

Furnish truncated dome detectable warning surface for temporary curb ramps from the QPL according to 00759.12.

00228.43 Temporary Curb Ramps - Add the following paragraph to the end of this subsection:

Install a minimum 2 foot wide truncated dome detectable warning surface on temporary curb ramps at pedestrian street crossings. Omit truncated dome detectable warning surfaces on temporary curb ramps that are not at a pedestrian street crossing.

00228.80(a) Length Basis - Replace this subsection, except subsection number and title, with the following:

Pedestrian channelizing devices and bicycle channelizing devices will be measured on the length basis upon delivery to the Project. The quantities will be limited to those in the approved TCP.

00228.90 Payment - Add the following paragraph after the paragraph that begins "In item (c), the type…":

Item (c) includes furnishing and installing truncated dome detectable warning surfaces.

SECTION 00280 - EROSION AND SEDIMENT CONTROL

Comply with Section 00280 of the 2021 Oregon Standard Specifications for Construction modified as follows:

00280.06 Erosion and Sediment Control Manager - Delete this subsection.

00280.62 Inspection and Monitoring - Replace this subsection, except for the subsection number and title, with the following:

Inspect the Project Site and all ESC devices for potential erosion or sediment movement on a weekly basis and when 1/2 inch or more of rainfall occurs within a 24-hour period, including weekends and holidays.

If a significant noncompliance or serious water quality issue occurs that could endanger health or the environment, verbally report it to the Engineer within 24 hours.

00280.90 Payment - In the paragraph that begins "Item (a) includes...” delete the bullet that specifies "providing the Erosion and Sediment Control Manager".

SECTION 00290 - ENVIRONMENTAL PROTECTION

Comply with Section 00290 of the 2021 Oregon Standard Specifications for Construction.

SECTION 00305 - CONSTRUCTION SURVEY WORK

Comply with Section 00305 of the 2021 Oregon Standard Specifications for Construction modified as follows:

00305.00 Scope – Add the following to the end of this subsection:

In addition to the requirements of the ODOT *Construction Surveying Manual for Contractors*, establish Engineering Stationing at 100 foot intervals for the length of the project along the shoulder of the roadway. Maintain the stationing so it is visible throughout construction of the project.

SECTION 00310 - REMOVAL OF STRUCTURES AND OBSTRUCTIONS

Comply with Section 00310 of the 2021 Oregon Standard Specifications for Construction modified as follows:

00310.90 Payment - Add the following to the end of this subsection:

No separate or additional payment will be made for removal or disposal Work included in Section 00330 according to 00310.02.

00310.92 Separate Item Basis - Add the following Pay Item to the Pay Item list:

(i) Removal of Curb Ramp, Walk, Curb, Surfacing .....Square Yard

Add the following to the end of this subsection:

Item (i) includes all removal Work associated with curb ramp replacement.

No separate or additional payment will be made for PCC and Asphalt Pavement Saw Cutting.

SECTION 00330 - EARTHWORK

Comply with Section 00330 of the 2021 Oregon Standard Specifications for Construction modified as follows:

00330.03 Basis of Performance - Add the following paragraph to the end of this subsection:

Perform all earthwork under this Section on the excavation basis.

00330.14 Selected Granular Backfill - Delete the sentence that begins "Reclaimed glass meeting the requirements of Section 02695…"

00330.15 Selected Stone Backfill - Delete the sentence that begins "Reclaimed glass meeting the requirements of Section 02695…"

SECTION 00350 - GEOSYNTHETIC INSTALLATION

Comply with Section 00350 of the 2021 Oregon Standard Specifications for Construction.

SECTION 00440 - COMMERCIAL GRADE CONCRETE

Comply with Section 00440 of the 2021 Oregon Standard Specifications for Construction modified as follows

00440.12 Properties of Commercial Grade Concrete - Replace the bullet that begins "**Slump** - 5 inches…" with the following bullets:

- **Slump** - 5 inches or less
  - For concrete sidewalks, ramps, driveways, or other hand finished surface applications, and when using a high range water reducing admixture, provide a slump of 8 inches or less as approved by the Engineer.

Replace the bullet that begins "**Compressive Strength** - ASTV…" with the following bullets:

- **Compressive Strength**
  - For sidewalks and ADA ramps, ASTV minimum of 3,450 psi at 28 days.
  - For curbs and gutters, ASTV minimum of 4,025 psi at 28 days.
  - For driveways, ASTV minimum of 4,025 psi at 28 days.
  - For pavement, ASTV minimum of 4,600 psi at 28 days.

00440.13 Field-Mixed Concrete - Replace the subsection, except for subsection number and title, with the following:

CGC Work items listed in 00440.14(a) may be field-mixed conventionally, or by volumetric/mobile mixers conforming to ASTM C685. When approved, concrete sidewalks, concrete curb ramps, concrete driveways, and other flat concrete surfaces may be field-mixed using volumetric/mobile mixers conforming to ASTM C685, request approval prior to placement. For all other CGC applications, submit written request to the Engineer for approval to use volumetric/mobile mixers conforming to ASTM C685 at least 21 Days prior to placement.

Pre-packaged dry blended concrete from the QPL may be used for Work items listed in 00440.14(a).

00440.40(b) Placing - Add the following bullet to the end of the bullet list:

- When haul time or placement conditions warrant exceeding the time of discharge, submit a detailed breakdown of the estimated time needed from batching to discharge of a load along with the measures that will be taken to ensure slump, temperature and uniformity will be maintained. Submit in advance to establish a new time limit at the Engineer's discretion.

SECTION 00470 - MANHOLES, CATCH BASINS, AND INLETS

Comply with Section 00470 of the 2021 Oregon Standard Specifications for Construction modified as follows:

00470.41(c) Grates, Frames, Covers and Fittings - Replace this subsection, except for the subsection number and title, with the following:

Set metal frames for manholes on full non-shrink grout beds to prevent infiltration of surface water or groundwater between the frame and the concrete of the manhole section. If concrete is to be poured around the frames, coat the portion of the frame that will contact the concrete with hot asphalt before placing the

concrete. Set frames, covers and grates true to the locations and grades established. Clean bearing surfaces and provide uniform contact. The use of a bolt adjustment system for frames from the QPL is allowed. Secure all fastenings. Construct all mortared, sanitary sewer manhole necks and all riser ring joints made with non-shrink grout using an approved commercial concrete bonding agent applied to all cured concrete surfaces being grouted.

00470.42 Precast Concrete Catch Basins and Inlets - Add the following sentence to the end of this subsection:

Grade adjustments using a bolt system from the QPL is allowed.

SECTION 00490 - WORK ON EXISTING SEWERS AND STRUCTURES

Comply with Section 00490 of the 2021 Oregon Standard Specifications for Construction.

SECTION 00620 - COLD PLANE PAVEMENT REMOVAL

Comply with Section 00620 of the 2021 Oregon Standard Specifications for Construction modified as follows:

00620.40 Pavement Removal - Add the following to the end of this subsection:

Coordinate pavement removal so that a milled surface is not present during the World Athletics Championships Marathon (July 15th to 20th).

00620.40(e) Warning Signs - Replace this subsection, except for the subsection number and title, with the following:

Provide warning signs as required where abrupt or sloped drop-offs occur at the edge of the existing or new surface according to Sections 00221 and 00222.

00620.43 Maintenance Under Traffic - Replace this subsection, except for the subsection number and title, with the following:

Traffic will be allowed on the cold planed surface up to 5 Calendar Days after removing the existing surface. Sweep and clean the cold planed surface before opening to traffic.

Before beginning paving operations, make repairs to the existing cold planed surface as directed. Payment for the repairs will be made according to 00195.20.

SECTION 00640 - AGGREGATE BASE AND SHOULDERS

Comply with Section 00640 of the 2021 Oregon Standard Specifications for Construction.

SECTION 00730 - EMULSIFIED ASPHALT TACK COAT

Comply with Section 00730 of the 2021 Oregon Standard Specifications for Construction modified as follows:

00730.11 Emulsified Asphalt - In the paragraph that begins "Obtain samples according to AASHTO T 40…" replace the words "AASHTO T 40" with the words "AASHTO R 66".

00730.90 Payment - Replace this subsection, except for the subsection number and title, with the following:

No separate or additional payment will be made for Emulsified Asphalt tack coat. Approximately 6.71 Tons of Emulsified Asphalt in tack coat will be required on this Project.

SECTION 00744 - ASPHALT CONCRETE PAVEMENT

Comply with Section 00744 of the 2021 Oregon Standard Specifications for Construction modified as follows:

00744.11(a) Asphalt Cement - Add the following to the end of this subsection:

Provide 64-22 grade asphalt cement for this Project.

00744.11(b) Asphalt Cement Additives - Add the following bullet to the end of the bullet list:

- Fiber reinforcement according to the manufacturer's recommendation:

  FORTA-FI fiber reinforcement, HMA blend
  Manufacturer:
  FORTA Corporation
  100 N. Forta Drive
  Grove City, PA 16127
  (800) 245-0306
  www.forta-fi.com

  Technical Contact:
  Mike Hass
  Pacific Geosource
  10779 SW Manhasset Dr
  Tualatin, OR 97062
  (503) 214-0376
  mhass@pacificgeosource.com

00744.13 Job Mix Formula Requirements - Add the following paragraph to the end of the subsection:

When fiber reinforced ACP is used, design asphalt mix without fiber and do not alter the final mix design for the addition of fiber at the plant.

Add the following subsection:

00744.15 Fiber Storage, Mixing and Mix Production - Store, mix and produce the fiber reinforced ACP mixture in accordance with the following requirements:

(1) Deliver fiber-reinforcement in sealed, undamaged containers with labels intact and legible, indicating material name and lot number.

(2) Deliver fiber-reinforcement to location where it will be added to each batch or loaded into the mixer.

(3) Store materials covered and off the ground. Keep sand and dust out of boxes and do not allow boxes to become wet.

(4) Add aramid and polyolefin reinforcing fiber blends at a dosage rate of one (1) pound fiber per one (1) ton of asphalt. Non-aramid fiber blends, aramid fiber blends with dosages less than 1 pound per ton, or fiber ton equivalents will not be accepted.

(5) Have a fiber manufacturer's representative on site during mixing and production. This requirement can be waived if fiber manufacturer and asphalt producer can supply evidence of manufacturer's brand of fiber being successfully produced a minimum of three times at the asphalt plant to be used for the project.

(6) Batch Plant. When a batch plant is used, add fiber to the aggregate in the weigh hopper and increase both dry and wet mixing times. Ensure that the fiber is uniformly distributed before the injection of asphalt cement into the mixture. 7. Drum Plant: a. Inject fibers through the RAP collar manually or by feeding them with a metered air blown system to promote rapid and complete fiber dispersion. Rate the feeding of fibers with the rate the plant is producing asphalt mix. If there is any evidence of fiber bundles at the discharge chute, increase the mixing time and/or temperature or change the angle of the fiber feeder line to increase dry mixing time. b. Add fibers continuously and in a steady uniform manner. Provide automated proportioning devices and control delivery within ±10% of the mass of the fibers required. Perform an equipment calibration to the satisfaction of the fiber manufacturer's representative to show that the fiber is being accurately metered and uniformly distributed into the mix.

(7) Drum Plant:

a. Inject fibers through the RAP collar manually or by feeding them with a metered air blown system to promote rapid and complete fiber dispersion. Rate the feeding of fibers with the rate the plant is producing asphalt mix. If there is any evidence of fiber bundles at the discharge chute, increase the mixing time and/or temperature or change the angle of the fiber feeder line to increase dry mixing time.
b. Add fibers continuously and in a steady uniform manner. Provide automated proportioning devices and control delivery within ±10% of the mass of the fibers required. Perform an equipment calibration to the satisfaction of the fiber manufacturer's representative to show that the fiber is being accurately metered and uniformly distributed into the mix.

Include the following with the air blown system:

- Low level indicators
- No-flow indicators
- A printout of feed rate status in pounds/minute
- A section of transparent pipe in the fiber supply line for observing consistency of flow or feed.
- Manufacturer's representative's approval of fiber addition system

00744.16 Sampling and Testing - Add the following to the end of this subsection:

(a) Fiber Reinforcement - Evaluate fiber mix dispersion visually according to the following:

(1) Aramid Dispersion Visual Test: Collect a 10kg sample of mix from the discharge chute during first 50 tons of production. Visually assess the state of aramid fibers in the sample as "Pass" or "Fail" as described below.

"Pass" = All fibers exist in an Individual State and no Undistributed Clips or Agitated Bundles of fiber are detected.
"Fail" = One or more Undistributed Clips or Agitated Bundles are detected.

(2) If a sample is rated as "Fail", adjust mixing operations to improve fiber dispersion and repeat Step 1 above.

(3) If Visual Test results in three consecutive "Fail" ratings, contact the fiber manufacturer for corrective measures.

(4) In addition to Visual Test, use a shovel to inspect FRAC mix in the back of first three trucks and every tenth truck thereafter to confirm adequate blending of the fiber.

(5) Remove any observed fiber bundles from placed mixture and adjust operations per the manufacturer's recommendation to eliminate future fiber bundle development, and repeat Steps 1 through 3 above to confirm adequate aramid fiber dispersion.

00744.44(b) Drop-Offs - Replace the bullet that begins "Provide warning signs and markings…" with the following bullet:

- Provide warning signs and markings according to Sections 00221, 00222, 00224 and 00225 where abrupt or sloped edge drop-offs greater than 1 inch in height occur.

00744.49 Compaction - Replace the paragraph that begins "After the ACP has been…" with the following paragraph:

After the ACP has been spread, struck off, and surface irregularities and other defects remedied, roll it uniformly until compacted to a minimum of 90 percent of MAMD for local roads and 92 percent of MAMD for collector and arterial roads. Perform finish rolling and continue until all roller marks are eliminated.
1 this subsection, except for the subsection number and title, with the following:

The accepted quantities of ACP incorporated into the Project, whether or not recycled Materials are used, will be paid for at the Contract unit price, per ton, for the item "Level ____, ____ ACP Mixture ____".

The following will be inserted in the blanks:

- The level of ACP (1, 2, 3) will be inserted in the first blank.
- The type of ACP (3/4 inch, 1/2 inch, 3/8 inch), will be inserted in the second blank.
- The words "in Leveling", "in Temporary", "in Leveling and Temporary", or "Fiber Reinforced" will be inserted in the third blank when applicable.

Payment will be payment in full for furnishing and placing all Materials, and for furnishing all Equipment, labor, and Incidentals necessary to complete the Work as specified.

No separate or additional payment will be made for:

- asphalt cement, mineral filler, lime, anti-stripping, fiber reinforcement or other additives
- sawing, cleaning, and filling joints on bridge deck overlays

SECTION 00749 - MISCELLANEOUS ASPHALT CONCRETE STRUCTURES

Comply with Section 00749 of the 2021 Oregon Standard Specifications for Construction.

SECTION 00759 - MISCELLANEOUS PORTLAND CEMENT CONCRETE STRUCTURES

Comply with Section 00759 of the 2021 Oregon Standard Specifications for Construction modified as follows:

00759.03(b) Curb Ramp Plan - Replace the bullet that begins "Compliance with Working Drawings and details…" with the following bullet:

- Comply with Working Drawings and details submitted under 00759.03(a)

Add the following subsection:

00759.03(d) Corrective Action Plan - Unless otherwise approved, notify the Engineer before performing corrective action. Include TPAR necessary to complete corrective action work.

At least 21 Calendar Days before concrete Structures Work is scheduled to begin, submit a corrective action plan. The corrective action plan shall address procedures to correct deficient Structures through minor corrective action or replacement according to 00759.55(a), and include:

- List of minor corrective actions that will be used to correct deficiencies, according to 00759.50 and 00759.55.
- Procedures for performing corrective action.
- Proposed concrete grinding Equipment and method of grinding.
- Proposed concrete repair Material used for resurfacing ground concrete surfaces according to Section 02015.
- Construction activities, Equipment and staging necessary to complete corrective action Work.

The Engineer will review the corrective action plan(s) and provide a response to the Contractor within 5 Days after receiving the plan. Do not begin concrete Structure Work until the corrective action plan is approved by the Engineer.

Add the following subsection:

00759.23 Concrete Resurfacing Equipment - Furnish power-operated scarifying Equipment capable of uniformly removing and preparing the existing surface to depths required. For concrete grinding operations, furnish 12 segment grinders, fine-toothed scarifying Equipment, or other approved grinding Equipment.

00759.46 Concrete - Replace this subsection, except for the subsection number and title, with the following:

Construct the Structures between suitable forms or by the extrusion method. Place concrete according to the Plans, Section 00440, and this Section.

00759.50(a) General - Add the following paragraphs to the end of this subsection:

Install truncated domes as shown. Place according to the manufacturer's recommendation. Install abutting truncated dome panels with no more than 1/4 inch spacing. Install anchors along cut edges of truncated dome panels according to manufacturer's recommendations.

In addition, finish concrete surfaces of Structures to be within the established Slopes and dimensions allowed by the Standard Drawings and Plans. Repair or remove and replace Structures not meeting the Standard Drawings and Plans at no additional cost to the Agency.

Submit a corrective action plan for each non-compliant Structure after receiving notice of non-compliance from the Engineer. Perform correction of defects according to 00759.55.

00759.50(c) Driveways, Walks, and Surfacings - Replace this subsection, except for the subsection number and title, with the following:

Prevent segregation of the concrete during placement. Strike-off the concrete to the grade shown, and float the surface smooth. After the water sheen disappears, edge the joints and remove edging tool marks prior to final finishing. Lightly cross-broom the surface to a uniform texture. Do not trowel joints or edges after brooming surface.

The 24 inch smart level will be used to measure driveway and sidewalk cross slopes on the Pedestrian Access Route.

00759.50(d) Curb Ramps - Replace this subsection, except for the subsection number and title, with the following:

Prevent segregation of the concrete during placement. Strike-off the concrete to the grade shown and float the surface smooth. After the water sheen disappears, edge the joints and remove edging tool marks prior to final finishing. Lightly cross-broom the surface to a uniform texture. Do not trowel joints or edges after brooming surface.

The 6 inch smart level will be used to measure curb running slope. The 6 inch smart level will be used to measure slopes on portions of the curb ramp, gutter pan, or adjacent surfaces that cannot accommodate a 24 inch smart level. All other curb ramp locations will use a 24 inch smart level to measure slopes.

Add the following subsection:

00759.55 Correction of Deficient Structures - Unless otherwise approved, notify the Engineer before performing corrective action. Correct deficiencies at no additional cost to the Agency. Perform corrective actions as directed, according to the approved corrective action plan, and according to the following:

(a) Minor Corrective Action - Submit Equipment and procedure for minor corrective action to the Engineer for approval. Minor corrective action can be performed to correct a deficiency up to 1 square foot per panel. Limit minor corrective action to one area per panel. Perform minor corrective action according to the following:

(1) Concrete Grinding - Grinding to correct high area deficiencies is limited to 3/16 inch. Use equipment meeting the requirements of 00759.23. Resurface all ground concrete surfaces according to 00759.55(a)(2).

(2) Concrete Resurfacing - Resurfacing to correct low area deficiencies is limited to 3/16 inch depth. Existing concrete is to be at least 7 Days old prior to resurfacing. Resurface repair areas according to the following:

a. **Keyway** - Sawcut a keyway at the boundaries of repair areas that are not already defined by panel control joints. Sawcut is to be 1/8 inch wide by 1/4 inch deep. Bevel inside edge of keyway at a 45 degree angle.

b. **Surface Preparation** - Prepare limits of repair area by grinding using Equipment from 00759.23. After grinding, sandblast the surface of the repair area. Clean the surface using a low pressure washer, less than 5,000 psi.

c. **Presoak** - Presoak the repair area for a minimum of 30 minutes to saturated surface dry. Prior to resurfacing, ensure there is no ponding water on the surface.

d. **Resurface** - Provide concrete resurfacer from the QPL according to 02015.60; refer to QPL remarks to select an appropriate material based on allowable installation depths. Furnish resurfacer in a color that closely matches the color of surrounding concrete surfaces. Mask boundaries of the repair area. Use hand tools to work resurfacer into keyways and match existing grade at boundaries. Apply a light broom-finish to achieve non-slip surface.

e. **Curing and Return to Traffic** - Wet cure for a minimum of 1 hour or per the manufacturer's recommendation, whichever is more restrictive. Follow manufacturer's recommendation for return to traffic time.

(3) ACP Grinding - Taper grind to match existing Pavement with a minimum grinding width of 1 foot for each 1/4 inch of ACP removed.

(b) Acceptance of Structures - Once the corrective work or replacement has been completed, acceptance will be based on the Engineer's inspection and approval of the Structure.

00759.90 Payment - Replace the paragraph that begins " Item (k) includes the additional Work required …" with the following paragraph:

Item (k) includes the additional Work required to construct a curb ramp or replace an existing curb ramp. Payment for the area of the curb ramp will be made under the concrete walks Pay Item.

Add the following to the end of the paragraph that begins "Item (m) includes…":

Items (l) and (m) also include saw cutting of truncated dome panels as required to fit ramps.

Replace the paragraph that begins "No separate or additional payment will be…" with the following paragraph and bullet list:

No separate or additional payment will be made for:

- curb ramp Working Drawings
- curb ramp plan,
- preplacement conference
- concrete form verification
- any necessary repair or removal and replacement of curb ramps
- providing supervisory personnel who have an active ODOT ADA Certification for Contractors to directly supervise the curb ramp Work
- developing corrective action plans
- Irrigation system relocations as shown or directed with like material or approved equivalent by Engineer.

SECTION 00850 - COMMON PROVISIONS FOR PAVEMENT MARKINGS

Comply with Section 00850 of the 2021 Oregon Standard Specifications for Construction.

00850.10 Materials - Replace this subsection, except for the subsection number and title, with the following:

(a) Thermoplastic

(1) Type B: Preformed, Fused Thermoplastic Film - Type B, Preformed Fused Thermoplastic Film, "Permaline" with SWARCO beads 3130, by Ennis- Flint, or approved equivalent for all Type B: Preformed, Fused Thermoplastic Film items.

(2) Type B-HS: Preformed, Fused Thermoplastic Film High Skid - Type B-HS, Preformed Fused Thermoplastic Film High Skid, Pre-Mark Vizigrip (Non-Slip), 125 mil, by Ennis-Flint or approved equivalent for all Type B-HS: Preformed, Fused Thermoplastic Film High Skid items.

Furnish the following Materials from the QPL:

- Adhesive for Pavement Markers
- High Performance Pavement Markings
- Methyl Methacrylate
- Pavement Markers
- Reflective Elements*
- Marking Paint
- Marking Tape

* Reflective elements used with materials other than marking paint are not required to be from the QPL. Use reflective elements according to the manufacturer's recommendations.

00850.47(c) Retroreflectivity - Replace the sentence that begins "Except for paint applications…" with the following sentence:

Except for paint and colored lane marking applications, evaluate longitudinal and transverse marking retroreflectivity according to ODOT TM 777.

SECTION 00855 - PAVEMENT MARKERS

Comply with Section 00855 of the 2021 Oregon Standard Specifications for Construction modified as follows:

00855.90 Payment - Add the following to the end of this subsection:

No separate or additional payment will be made for stripe, legend or bar removal as required to install permanent pavement markers as shown.

SECTION 00860 - LONGITUDINAL PAVEMENT MARKINGS - PAINT

Comply with Section 00860 of the 2021 Oregon Standard Specifications for Construction modified as follows.

00860.00 Scope - Add the following to the end of this subsection:

Contractor shall replace all striping removed or damaged through construction activities.

It is the Contractor's responsibility to verify all existing striping locations prior to construction.

00860.90 Payment - Add the following to the end of this subsection:

- No separate or additional payment will be made for stripe, legend or bar removal as required to install permanent pavement markers as shown.

SECTION 00867 - TRANSVERSE PAVEMENT MARKINGS - LEGENDS AND BARS

Comply with Section 00867 of the 2021 Oregon Standard Specifications for Construction modified as follows.

00867.00 Scope – Add the following to the end of this subsection:

Contractor shall replace all striping removed or damaged through construction activities.

It is the Contractor's responsibility to verify all existing striping locations prior to construction.

00867.90 Payment - Add the following to the end of this subsection:

- No separate or additional payment will be made for stripe, legend or bar removal as required to install permanent pavement markers as shown.

SECTION 00868 - COLORED LANE MARKINGS

Section 00868, which is not a Standard Specification, is included in this Project by Special Provision.

Description

00868.00 Scope - In addition to the requirements of Section 00850, install colored lane markings according to the following Specifications.

Labor

00868.30 Manufacturer's Representative - Provide a manufacturer's representative according to 00850.30.

00868.31 Manufacturer-Certified Installers - Provide certified installers according to 00850.31.

Construction

00868.45 Installation - Place markings only when the manufacturer's representative determines that the pavement is ready for the pavement marking material.

Apply the material to the pavement according to the manufacturer's installation instructions to the full width shown in the Plans. Joints will be allowed with no overlap or gap allowed at the joint.

Do not install reflective elements.

Install the pavement marking material surface according to the manufacturer's installation instructions to achieve a uniform initial skid resistance greater than or equal to 50 British Pendulum Number (BPN) when tested according to ASTM E303.

Apply one or more of the following marking material types:

- **Preformed, Fused Thermoplastic Film High Skid** - Install preformed, fused thermoplastic film high skid that has factory installed crushed glass or Aggregate on the surface.

- **Methyl Methacrylate** - Apply methyl methacrylate to the pavement to the full width shown in a single application. Colored lane markings shall be 90 mils to 120 mils in thickness, exclusive of projecting surface-applied friction elements, with a continuous and uniform cross sectional configuration.

00868.75 Manufacturer's Warranty - Furnish a manufacturer warranty that unconditionally warrants to the Agency the product(s) and installation under this Section against failure , according to this subsection and 00170.85(c)(1). Use Agency-supplied warranty forms, available from the Engineer.

"Unconditionally warrant" means that the warranty covers all failures, regardless of the source or cause of the failure, including, without limitation, whether the source or cause is or may be related to workmanship, inspection, or choice of materials.

The Agency inspection of any portion of the Work during the Contract and during the product installation, the Agency acceptance of the Work, corrections under the warranty, or expiration of the warranty shall not relieve the obligations under this warranty.

(a) Warranty Period - The warranty period shall be for 18 months.

(b) Failure - For purposes of this warranty, failure is defined as one or more of the following:

- **Insufficient Color Stability:**

  - Green markings fail to meet the requirements of the Federal Highway Administration Interim Approval for Optional Use of Green Colored Pavement for Bike Lanes (IA-14) tested according to ASTM D6628.
- **Loss of Adhesion** - Markings show 5 percent or greater loss of marking material due to non-adhesion.
- **Skid Resistance** - Markings fail to maintain an average skid resistance greater than or equal to 50 British Pendulum Number (BPN) when tested in an equal number of test locations in both wheel path and non-wheel path locations according to ASTM E303.

(c) Remedy - Upon notification by the Engineer of a failure, provide the following remedy at no additional cost to the Agency:

- Repair or replace, at the discretion of the Engineer, all failed pavement markings within 6 months of the Agency's request to do so.
- Use materials and procedures meeting the Specifications.
- Match repairs to adjoining Work.
- Coordinate timing of repair Work with the Engineer.

(d) Agency's Right to Make Repairs - If, in the opinion of the Engineer, a failure causes or may cause a hazard, the failure may be temporarily corrected by Agency or other forces at no additional cost to the

Agency. Replace temporary repairs with permanent repairs at no additional cost to the Agency and according to the Specifications and within the time specified in 00868.75(c).

Measurement

00868.80 Measurement - The quantities of colored lane markings will be measured on the area basis.

Payment

00868.90 Payment - The accepted quantities of Work performed under this Section will be paid for at the Contract unit price, per unit of measurement, for the following items:

Pay Item	Unit of Measurement
(a) Green Bicycle Lane, Preformed Thermoplastic Film	Square Foot

Payment will be payment in full for furnishing and placing all Materials, and for furnishing all Equipment, labor, and Incidentals necessary to complete the Work as specified.

Payment for Work under this Section will be limited to 75 percent of the amount due until the Agency has received the signed warranty.

SECTION 00905 - REMOVAL AND REINSTALLATION OF EXISTING SIGNS

Comply with Section 00905 of the 2021 Oregon Standard Specifications for Construction.

SECTION 00920 - SIGN SUPPORT FOOTINGS

Comply with Section 00920 of the 2021 Oregon Standard Specifications for Construction modified as follows:

00920.80 Measurement - Add the following to the end of this subsection:

The estimated quantities of concrete for minor sign supports are:

Support Type	Quantity
Pipe Sign Supports	3.2 cu. ft.

SECTION 00930 - METAL SIGN SUPPORTS

Comply with Section 00930 of the 2021 Oregon Standard Specifications for Construction modified as follows:

00930.80 Measurement - Add the following to the end of this subsection:

The estimated quantities of structural steel are as follows:

Item	Estimated Quantity (Pound)
Minor Sign Supports	
Pipe Sign Supports	93

SECTION 00940 - SIGNS

Comply with Section 00940 of the 2021 Oregon Standard Specifications for Construction.

SECTION 00950 - REMOVAL OF ELECTRICAL SYSTEMS

Comply with Section 00950 of the 2021 Oregon Standard Specifications for Construction modified as follows:

00950.02 Definitions - Delete this subsection.

SECTION 00960 - COMMON PROVISIONS FOR ELECTRICAL SYSTEMS

Comply with Section 00960 of the 2021 Oregon Standard Specifications for Construction modified as follows:

00960.30 Licensed Electricians - Replace the paragraph that begins "According to the Oregon Administrative Rule …" with the following paragraph:

According to the Oregon Administrative Rule 918-282-0120(1), no person or entity shall allow any individual to perform electrical work for which the individual is not properly registered or licensed. Every person who installs electrical systems on the Project shall submit a copy of their electrical license or apprentice registration to the Engineer prior to performing any Work. They must be licensed as an S or a J under Oregon Administrative Rule 918-282.

Add the following subsection:

00960.42(d) Connecting Non-Metallic Conduit to Metallic Conduit - Use a nonmetallic female threaded connector to connect nonmetallic conduit to metallic conduit.

00960.46 Service Cabinet and Electrical Energy - Replace this subsection, except for the subsection number and title, with the following:

Install service cabinet and associated equipment, then arrange for the Utility providing power to have the service cabinet inspected and make the electrical hook-up prior to field testing. Field test according to 00990.70(g) for traffic signals, or according to 00970.70 for illumination.

Table 00960-1 contains Utility contact information to arrange for the Utility to make electrical hookups:

Table 00960-1

Utility	Utility Contact Person's Name, Email and Phone Number
SUB Electric	Dan Norland DanN@subutil.com 541-744-3784

Electrical energy costs will be billed to the Agency for permanent installations.

SECTION 00962 - METAL ILLUMINATION AND TRAFFIC SIGNAL SUPPORTS

Comply with Section 00962 of the 2021 Oregon Standard Specifications for Construction modified as follows:

00962.46(j)(2)(a) Anchor Rods for Signal Supports and Fixed Base Luminaire Supports - Replace the paragraph that begins "Mark the position of each turned element…" with the following paragraph:

Mark position of each anchor rod and an outside ridge of each first nut above the base plate with a felt tip pen or similar marker to verify subsequent nut rotation. Rotate all first nuts above the base plate past snug tight an additional amount shown in 00962.46(j)(2)(d) in two passes. "Cheater" bars or slugging wrenches are allowed if required for large diameter anchor rods. After final tightening of the first nut above the base plate, tighten the second nut to a snug tight condition for assemblies with two nuts above the base plate.

SECTION 00990 - TRAFFIC SIGNALS

Comply with Section 00990 of the 2021 Oregon Standard Specifications for Construction modified as follows:

Add the following subsection:

00990.10 Materials - Furnish Materials meeting the following requirements:

Backer Rod.....02440.14

Furnish the following Materials from the QPL:

- Hot-Melt Loop Sealant

00990.30 Materials – Add the following to the end of this subsection:

The certified representative shall do the initial set-up for the detection zones and testing of the system and be responsible for the training of contractor and agency personnel.

The video detection supplier shall provide all documentation necessary to maintain and operate the system.

Add the following subsection:

00990.41 Inductive Loop Detectors:

(a) General – Saw cutting will only be allowed below the top paving lift. Do not begin saw cutting until the loop layout has been inspected by the Engineer.

Do not place wire in saw cuts until the cuts have been inspected by the Engineer.
Seal all saw cuts with sealant prior to paving the top lift.

(b) Saw Cut and Wire Installation - Saw cut in a manner that is the most practicable, direct line between loops and junction boxes.

Immediately after saw cutting and before the cuttings dry, thoroughly flush each cut with a high-pressure water stream. Before the cuts dry, blow cuts free of water, debris, rock, and grit with compressed air. Slots may also be cleaned by means of a high-pressure water injection/vacuum extraction system. Remove rocks or other material that may be wedged in the cut. Remove and dispose of all cuttings according to 00290.20.

Dry cuts before placing wire.

After the saw cut is cleaned of debris, place the loop wire by pushing it into the slot with a blunt nonmetallic object. Use care to avoid damaging the insulation.

(c) Sealant - Install the sealant in slots according to the manufacturer's instructions. Furnish a copy of the manufacturer's specifications including application procedures. The Engineer may order a test run of any application method or material before filling saw cuts.

In order to prevent heat damage to the insulation, do not allow the temperature of the sealant to exceed 410 °F during application. Install hot-melt sealants in layers to prevent damage to wire insulation. Allow each layer to cool before the next layer is installed. Do not use water to accelerate cooling.

Sealants that crack or pull away from the saw cuts after curing will be rejected.

(d) Resistance and Continuity Testing - The resistance to ground of the loop and loop feeder combinations, shall be 500 MΩ or greater when checked at the following conditions:

- Before splicing and sealing - continuity test
- Before splicing after sealing - resistance test
- After splicing and sealing - resistance test

Furnish a report of the resistance and continuity results for each loop at each testing condition.

Add the following subsection:

00990.42(b) Loop Feeder Cables – When terminating loop feeder cable inside the controller cabinet, do not remove the outside jacket and shield more than 6 inches from the end of the cable. Crimp lugs used for loop wire field terminals may be insulated or non-insulated. Terminate loop feeder shield drain wire to the cabinet input panel grounding bus nearest the feeder wire termination point.

00990.70(a) Delivery of Control Equipment - Replace the subsection, except for subsection number and title, with the following:

Provide all traffic control signal Equipment for the Project according to the cabinet print(s), including all associated manuals, diagrams, and other documents.

00990.70(b) Control Equipment Testing - Replace the subsection with the following:

00990.70(b) Control Equipment Testing and Commissioning - The following traffic signal control Equipment will be tested and commissioned by the Contractor, in the presence of the Engineer, for conformance with the Contract Documents before being installed:

- Controller unit
- Controller cabinet
- Power supplies
- Input devices
- Output devices
- Conflict monitors
- Flasher units
- Relays
- Preemption devices
- Auxiliary Equipment in the cabinet
- Other Equipment required for the operation of the installation

The control Equipment will be tested in three categories: physical, functional, and environmental as specified in the Standard Specification for Microcomputer Signal Controller.

For audible pedestrian signals:

The audible sound shall be capable of being programmed with a verbal message or the standard fast-ticking percussive tone. The push buttons for each intersection shall be supplied by the manufacturer with a pre-programmed verbal message that includes the street name.

Coordinate programming of push buttons in advance of installation with the Agency. Contractor shall fill out

manufacturer's custom voice message form and submit to Engineer for approval prior to programming.

Prior to the installation of any audible equipment in the controller cabinet, coordinate the location to be installed with the Agency.

00990.70(d) Control Equipment Failure – Delete the sentence that begins "Pick up rejected traffic signal control Equipment…"

00990.70(e) Control Equipment Acceptance – In the paragraph that begins "The Contractor will be notified when..." delete the sentence that begins "Pick up the controller cabinet…".

00990.70(f) Control Equipment Installation – Delete this subsection.

00990.70(g) Field Testing – Replace the subsection with the following.

00990.70(g) Field Testing and Turn-on

Prior to start of functional testing, the Contractor shall perform the following tests on all traffic signals, sign illuminations, and lighting circuits, in the presence of the Engineer.

(1) Continuity - All field circuits will be tested for continuity, the presence of grounds, and proper routing and termination.

(2) Inductance and Resistance - All inductive loops and loop feeder circuits will be tested for inductance and resistance to ground. The loops will be tested and adjusted to detect motorcycles and bicycles.

An insulation resistance test at 500 volts DC shall be made on each circuit between the circuit and a ground. The insulation resistance shall not be less than 10 megaohms on all circuits except for inductive loop detector circuits which shall have an insulation resistance value of not less than 200 megaohms.

(3) General Quality - The signal installation will be inspected for general quality of work and conformance with all applicable codes and regulations.

A functional test shall be made in which it is demonstrated that each and every part of the system function as specified. The functional test for each new or modified traffic signal, traffic signal system, flashing beacon and ramp metering system shall consist of not less than 7 days of continuous, satisfactory operation.

If unsatisfactory performance of the system develops, the condition shall be corrected, and the test shall be repeated until the 7 days of continuous, satisfactory operation is obtained.

The Contractor will be notified of the test result and shall make any repairs or corrections required. Upon successful completion of the testing, the signal installation will be approved for turn-on.

The Contractor shall allow 2 weeks from the time of notification that the work is complete for field testing and turn-on of the installation.

The Contractor shall be present at the project site to assist as necessary to turn-on the signal installation

After traffic signals are turned on and operating as designed, the agency ultimately responsible for maintenance will assume operation and maintenance of the signal. Turn-on does not constitute final approval. The Contractor is still obligated to finish any incomplete portion of the installation and correct problems with workmanship or replace material that does not meet Specifications. After turn-on, damage to the traffic signal installation caused by conditions beyond the Contractor's control will be the responsibility of the maintaining

agency.

Coordinate the date and time date and time that the installation is to be turned on with Engineer. The initial turn-on shall be made between 9:00 a.m. and 2:00 p.m. Turn-ons shall be conducted Mondays through Thursdays.

Within 2 weeks of signal turn-on, provide all traffic control equipment final testing results, operational settings, passwords, and other documents required for Agency operation and maintenance.

00990.70(h) Traffic Signal Turn-on – Delete this subsection.

00990.75 Warranty – Add this subsection.

All items installed under this contract are subject to the standard one-year warranty from the date of acceptance of the project as listed in the contract documents.

00990.90 Payment - Delete Pay Item (c) from the pay item list.

Delete the paragraph that begins "Item (c) includes furnishing and installing…"

Replace the paragraph that begins "In Items (a), (b), (c), (d), (f) …" with the following paragraph:

In Items (a), (b), (d), (f) and (g), the intersection location will be inserted in the blank.

Replace the paragraph that begins "Item (b) includes furnishing and replacing…" with the following paragraph:

Item (b) includes furnishing and replacing or installing items for an existing traffic signal installation and the detection system.

Replace the paragraph that begins "Mast arm pole and strain pole foundations …" with the following paragraph:

Drilled shaft foundations for traffic signal 15 foot through 55 foot mast arm supports will be paid for according to 00963.90. Drilled shaft foundations for traffic signal 60 foot through 75 foot mast arm supports will be paid for according to 00921.90.

SECTION 01030 - SEEDING

Comply with Section 01030 of the 2021 Oregon Standard Specifications for Construction modified as follows:

01030.13(c) Pure Live Seed - Replace this subsection, except subsection number and title, with the following subsection:

Use the PLS specified rate listed in 01030.13(f) for determining PLS application rates. Ensure the PLS application rate meets the PLS specified rate. Apply pre blended seed mixes, with multiple species, at a PLS application rate ensuring all species meet or exceed the PLS specified rate for each species in the seed mix.

PLS application rate for an individual seed species is determined as follows:

- PLS specified rate is listed in 01030.13(f)
- PLS factor is obtained by multiplying the seed label germination percentage times the seed label purity percentage. Use the purity and germination percentages from the label on actual bags of seed to be used on the Project.
- PLS application rate is obtained by dividing the PLS specified rate by the PLS factor.

For a seed mix, make this calculation for each seed species in the mix and then adjust as follows:

- Using the seed tag, determine the weight of each seed species in the bag and use this information to find the percentage, by weight, of each seed species is in 1 pound for the pre-blended mix.
- Divide the percentage by weight of each seed species, per pound, for the pre-blended mix, by the PLS application rate for that specific seed species.

Determine the highest application rate in the seed mix and apply the seed mix at that application rate.

01030.13(f) Types of Seed Mixes - Add the following to the end of this subsection:

Provide the following seed mix formulas:

- **Permanent Seeding:**

Botanical Name (Common Name)	**PLS (lb/acre)**
Hordeum vulgare var Poco (Poco Barley)	52.24
Hordeum brachyantherum (Meadow Barley)	36.57
Bromus carinatus (California Brome)	23.51
Festuca idahoensis romerii (Roemer's Fescue)	7.18
Trifolium fragiferum (Strawberry Clover)	5.22
Clarkia amonea (Farewell to Spring)	1.96
Oenothera elata hookeri (Hooker's Evening Primrose)	1.96
Deschampsia caespitosa (Tufted Hairgrass)	1.31
Agrostis exerata	

(Spike Bentgrass) 0.65

01030.13(g) Availability - Add the following sentence to the end of this subsection:

Submit the seed and seed mixes to be used on the project according to 00150.37.

01030.40 General - Add the following sentence after the sentence beginning "Notify the Agency…":

Notify the Agency of the acreage to be seeded at least 7 Days before seeding begins.

Add the following subsection:

01030.43(c) Seed Application Rates - Determine the seeding application rate according to 01030.13(c). Apply seed mixes at the highest application rate calculated to provide not less than the specified application rate for each individual seed species in the mix.

SECTION 01040 - PLANTING

Comply with Section 01040 of the 2021 Oregon Standard Specifications for Construction.

SECTION 01094 - LANDSCAPE WALLS

Section 01094, which is not in the Standard Specifications, is included in this Project by Special Provisions.

Description

01094.00 Scope - This Work consists of removing and installing new concrete landscape walls as shown.

01094.10 Materials – Furnish Materials meeting the following requirements:

Commercial Grade Concrete 00440
Gravel Leveling Pads 00640.10
Dowels 02510.50

01094.13 Quality Control - Provide quality control according to Section 00165.

Construction

01094.40 Layout - Set stakes at each coordinate point shown and mark the point number on the stake. The Engineer will review the point locations and require adjustments as needed. Do not begin construction of the wall until the Engineer approves the final wall layout.

01094.41 Construction - Construct walls to the lines and grades shown, on compacted aggregate base courses constructed according to Section 00640. Furnish and place dowels according to 00755.43 and as shown or directed.

Measurement

01094.80 Measurement – No measurement of quantities will be made for Work performed under this

Section.

Payment

01094.90 Payment – The accepted quantities of landscape walls will be paid for at the Contract lump sum amount for the item "Landscape Walls".

Payment will be payment in full for furnishing and placing all materials, and for furnishing all Equipment, labor and Incidentals necessary to complete the Work as specified.

SECTION 02001 - CONCRETE

Comply with Section 02001 of the 2021 Oregon Standard Specifications for Construction modified as follows:

02001.02 Abbreviations and Definitions:

Add the following definition:

Lightweight Concrete - Structural concrete having a specified density using lightweight Aggregates.

Replace the sentence that begins "**Pozzolans** - Fly ash, silica fume…" with the following sentence:

Pozzolans - Fly ash, natural pozzolans, silica fume, and high-reactivity pozzolans.

Replace the sentence that begins "**Supplementary Cementitious Materials** - Fly ash, silica fume…" with the following sentence:

Supplementary Cementitious Materials - Pozzolans and ground granulated blast furnace slag.

02001.15(a) Current Mix Designs - Replace this subsection, except for the subsection number and title, with the following:

Mix designs that meet the requirements for the specified class of concrete and are currently being used or have been used within the past 24 months on any project, public or private, may be submitted for review. Provide individual test results that comprise the average if more than one data point exists. For paving designs the flexural strength testing must be from within the last two years. For HPC designs the length change and permeability tests must be from within the last two years.

002001.15(b)(1) Trial Batch Plastic Properties - Replace this subsection, except for the subsection number and title, with the following:

For each trial batch, test according to the following test methods:

Test	Test Method
Sampling Fresh Concrete	WAQTC TM 2
Concrete Temperature	AASHTO T 309
Slump	AASHTO T 119 [1]
Air Content	AASHTO T 152 or T 196 [2]
Density	AASHTO T 121
Yield	AASHTO T 121
Molding Concrete Specimens	AASHTO T 23 or R 39 [3]
Water Cement Ratio	[4]

1. For drilled shaft concrete test the slump retention by subsequent tests at half-hour intervals for the duration of the estimated drilled shaft placement, including temporary casing extraction. Report in table or graphical format.
2. Use AASHTO T 196 for lightweight concrete.
3. Cast cylinders in single use plastic molds.
4. Use ODOT's Field Operating Procedure for AASHTO T 121 in the MFTP.

02001.15(c)(12) Documentation of Average Compressive Strength - Replace this subsection, except for the subsection number and title, with the following:

Provide an analysis, showing applicable data and calculations for documentation of average compressive

strength according to ACI 301.

02001.20(a) Strength - Replace Table 2001-1 with the following Table 2001-1:

Table 02001-1

Concrete Strength and Water/Cementitious Material (w/cm) Ratio		
Type of Concrete	**Strength f'_c (psi)**	**Maximum w/cm Ratio**
Structural	3300	0.50
	3300 (Seal)	0.45
	4000	0.48
	4000 (Drilled Shaft)	
	HPC4500	0.40
	HPC(IC)4500	
	5000 +	
Paving	4000	0.44
PPCM's (with cast-in-place decks and no entrained air)	5000	0.48
	5500	0.44
	6000 +	0.42

02001.20(a)(1) Required Average Compressive Strength (f'_{cr}) - Replace this subsection, except for the subsection number and title, with the following:

Except for PPCM designs, provide the required average compressive strength according to ACI 301 for mix design approval.

02001.30(e)(1) HPC Coarse Aggregate Content - Delete the paragraph that begins "Two or more Aggregate products or sources…"

SECTION 02030 – SUPPLEMENTARY CEMENTITIOUS MATERIALS

Comply with Section 02030, of the 2021 Oregon Standard Specifications for Construction modified as follows:

02030.00 Scope - Replace this subsection, except for the subsection number and title, with the following:

This Section includes the requirements for fly ash, natural pozzolans, silica fume, ground granulated blast furnace slag and high reactivity pozzolans used in portland cement concrete.

02030.10 Fly Ash - Replace this subsection, except for the subsection number and title, with the following:

Furnish Class C and Class F fly ash from the QPL and conforming to AASHTO M 295 (ASTM C618).

Add the following subsection:

02030.15 Natural Pozzolans - Furnish Class N natural pozzolans from the QPL and conforming to AASHTO M 295 (ASTM C618).

02030.50 Metakaolin - Replace this subsection with the following:

02030.50 High Reactivity Pozzolans - Furnish high-reactivity pozzolans from the QPL and conforming to AASHTO M 321.

SECTION 02050 - CURING MATERIALS

Comply with Section 02050 of the 2021 Oregon Standard Specifications for Construction modified as follows:

02050.10 Liquid Compounds - Replace the paragraph that begins "Furnish liquid membrane-forming curing…" with the following paragraph:

Furnish liquid membrane-forming curing compounds from the QPL and meeting the requirements of ASTM C309. Before use, submit a one quart sample from each lot for testing. Samples will be tested according to ODOT TM 721. Samples are not required for curing compounds used on Commercial Grade Concrete.

SECTION 02560 - FASTENERS

Comply with Section 02560 of the 2021 Oregon Standard Specifications for Construction modified as follows:

02560.30(b) High Strength Tie Rods, Anchor Bolts and Anchor Rods - Add the following paragraph to the end of this subsection:

End stamp all ASTM F1554, Grade 105 according to ASTM F1554 Supplementary Requirements S2 and S3. If the end of the bolt is to be embedded in concrete, the projecting end from the concrete shall be the marked end.

SECTION 02690 - PCC AGGREGATES

Comply with Section 02690 of the 2021 Oregon Standard Specifications for Construction modified as follows:

02690.20(e) Grading and Separation by Sizes for Prestressed Concrete - Replace this subsection with the following subsection:

02690.20(e) Grading and Separation by Sizes - Sampling shall be according to AASHTO R 90. Sieve analysis shall be according to AASHTO T 27 and AASHTO T 11. Provide aggregates meeting the gradation requirements of Table 02690-1 for structural concrete. Provide a CAgT to perform sampling and testing when required.

Table 02690-1
Gradation of Coarse Aggregates
Percent passing (by Weight)

		Sieve Size											
Size Number	Nominal Size Square Openings	(2½ in.)	(2 in.)	(1½ in.)	(1 in.)	(¾ in.)	(½ in.)	(⅜ in.)	(No. 4)	(No. 8)	(No. 16)	(No. 50)	(No. 200)
3	(2 to 1 in.)	100	90 to 100	35 to 70	0 to 15	—	0 to 5	—	—	—	—	—	**
357*	(2 in. to No. 4)	100	95 to 100	—	35 to 70	—	10 to 30	—	0 to 5	—	—	—	**
4	(1½ to ¾ in.)	—	100	90 to 100	20 to 55	0 to 15	—	0 to 5	—	—	—	—	**
467*	(1½ to No. 4)	—	100	95 to 100	—	35 to 70	—	10 to 30	0 to 5	—	—	—	**
5	(1 to ½ in.)	—	—	100	90 to 100	20 to 55	0 to 10	0 to 5	—	—	—	—	**
56	(1 to ⅜ in.)	—	—	100	90 to 100	40 to 85	10 to 40	0 to 15	0 to 5	—	—	—	**
57	(1 to No. 4)	—	—	100	95 to 100	—	25 to 60	—	0 to 10	0 to 5	—	—	**
6	(¾ to ⅜ in.)	—	—	—	100	90 to 100	20 to 55	0 to 15	0 to 5	—	—	—	**
67	(¾ to No. 4)	—	—	—	100	90 to 100	—	20 to 55	0 to 10	0 to 5	—	—	**
68	(¾ to No. 8)	—	—	—	100	90 to 100	—	30 to 65	5 to 25	0 to 10	0 to 5	—	**
7	(½ to No. 4)	—	—	—	—	100	90 to 100	40 to 70	0 to 15	0 to 5	—	—	**
78	(½ to No. 8)	—	—	—	—	100	90 to 100	40 to 75	5 to 25	0 to 10	0 to 5	—	**
8	(⅜ to No. 8)	—	—	—	—	—	100	85 to 100	10 to 30	0 to 10	0 to 5	—	**
89	(⅜ to No. 16)	—	—	—	—	—	100	90 to 100	20 to 55	5 to 30	0 to 10	0 to 5	**

* Use two or more seperated sizes which when combined meet these gradation limits.

** See 02690.20(a). Do Not evaluate material passing the No. 200 sieve according to 00165.40.

02690.20(f) Grading and Separation by Sizes for Other Concrete - Delete this subsection.

02690.30(g) Grading - In the paragraph that begins "Sampling shall be according to…", replace the words "AASHTO T 2" with the words "AASHTO R 90".

SECTION 02910 – SIGN MATERIALS

Comply with Section 02910 of the 2021 Oregon Standard Specifications for Construction modified as follows:

02910.20(a) General - Replace this subsection, except for the subsection number and title, with the following:

Use the following retroflective sheeting Materials or approved equivalent.

- **Yellow** - 3M Diamond Grade VIP Reflective Sheeting 3991
- **White** - 3M Diamond Grade VIP Reflective Sheeting 3990
- **Black Legend** - 3M ElectroCut Film 1178

Use retroreflective sheeting Material not covered above from the QPL and the following:

(1) Perforation - If required for application, the sheeting may be pre-perforated with holes not greater than 0.02 inch in diameter. The perforations shall be approximately 0.4 inch apart in rows approximately 1.5 inches apart.

(2) Surface - The sheeting and adhesive shall be compatible with non-reflective permanent

CITY OF SPRINGFIELD

PLAN SET

for

Centennial Blvd Overlay (Aspen-Prescott)

CITY OF SPRINGFIELD
DEVELOPMENT & PUBLIC WORKS

Project P21151
CENTENNIAL BLVD OVERLAY (Aspen-Prescott)

PAVING, ADA CURB RAMPS, SIDEWALKS, TRAFFIC LOOPS, SIGNAGE AND PAVEMENT MARKING

SHEET INDEX

SHEET NO.	DESCRIPTION
A1-A3	TITLE, LEGEND/ABBREVIATIONS, NOTES
A4-A13	PAY LIMITS
B1	TYPICAL SECTIONS
C1-C11	TRAFFIC CONTROL
F1-F3	PLAN SHEETS
J1-J11	RAMP DETAILS
Q1	EROSION & SEDIMENT CONTROL
S1-S4	STRIPING & SIGNAGE SHEETS
T1-T6	TRAFFIC SIGNAL MODIFICATION PLAN

PROJECT LOCATION

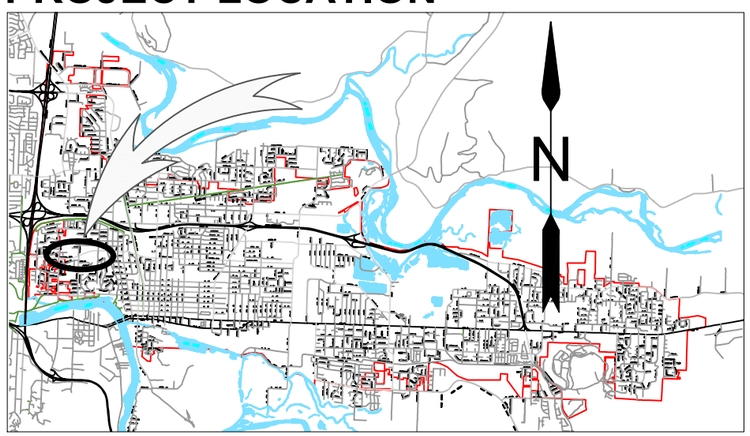

VICINITY MAP

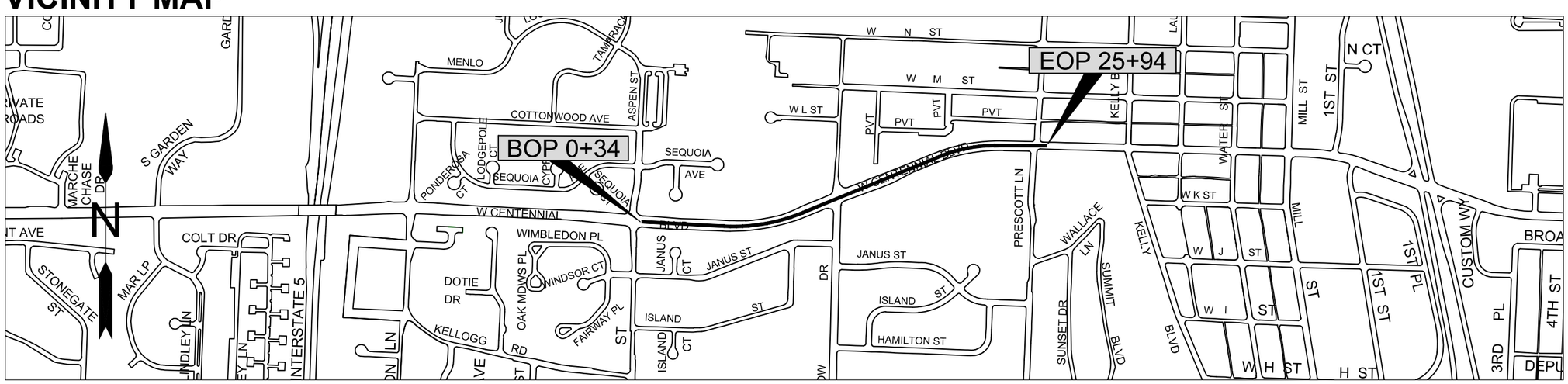

No.	Revision/Issue	Date

Know what's **below.**
Call before you dig.

UTILITY LOCATIONS ARE APPROXIMATE. THE CONTRACTOR SHALL BE RESPONSIBLE FOR DETERMINING UTILITY LOCATIONS PRIOR TO BEGINNING OF CONSTRUCTION. THESE PLANS MAY NOT SHOW ALL UTILITIES OR THE CORRECT LOCATIONS.

DOWL
920 Country Club Rd., Suite 100B
Eugene, OR 97401
541-683-6090
WWW.DOWL.COM

Project P21151
CENTENNIAL BLVD.
OVERLAY (Aspen-Prescott)

City of Springfield
PUBLIC WORKS / ENGINEERING
225 FIFTH STREET, SPRINGFIELD, OR 97477
PHONE (541) 726-3753 FAX (541) 726-3689
INTERNET www.springfield-or.gov

SPRINGFIELD OREGON

REGISTERED PROFESSIONAL ENGINEER
70925
Digitally Signed Date: 2022.02.16 09:28:04-08'00'
OREGON
JUNE 14, 2007
STANLEY ANGELOFF PETROFF

EXPIRES: 12/31/2022

TITLE SHEET

NO SCALE	SHEET A1 OF 50
DRAWN BY: S. WOLFER	
DESIGNED BY: K. LEINER	
CHECKED BY: S. PETROFF	

p21151 a1-a4.dwg

THESE STANDARD DRAWINGS APPLY TO THIS PROJECT:

3-1	RD700	RD1070	TM502
3-5	RD904	TM457	TM503
3-7	RD910	TM467	TM515
3-8	RD912	TM472	TM517
3-12	RD920	TM475	TM530
3-30	RD922	TM500	TM800
4-1A	RD930	TM501	
5-18	RD932		
SUB W1.16.1	RD1010		

SECTION AND DETAIL DESIGNATIONS

SECTION DESIGNATIONS

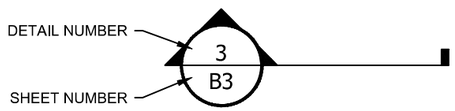

DETAIL DESIGNATIONS

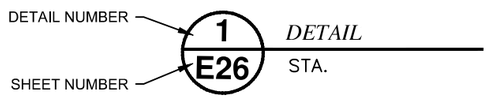

ABBREVIATIONS

ABAN	ABANDON(ED)	DR	DRIVE	ID	INSIDE DIAMETER	R	RADIUS
ACP	ASPHALTIC CONCRETE PAVEMENT	DWG	DRAWING	IE	INVERT ELEVATION	RCP	REINFORCED CONCRETE PIPE
ADA	AMERICANS WITH DISABILITIES ACT	DWY	DRIVEWAY	IN	INCH	RD	ROAD
AGG	AGGREGATE	EA	EACH	LAT	LATERAL	REINF	REINFORCE(D)(ING)(MENT)
AL	ALUMINUM	EDOP	EDGE OF PAVEMENT	LDAP	LAND DRAINAGE & ALTERATION PERMIT	REQ'D	REQUIRED
APPROX	APPROXIMATELY	EG	EXISTING GRADE	LF	LINEAL FEET	RESTR	RESTRAINED
APPVD	APPROVED	EL	ELEVATION	LP	LOW PRESSURE	ROW	RIGHT-OF-WAY
ARV	AIR RELEASE VALVE	ELEC/E	ELECTRICAL	MATL(S)	MATERIALS	SF/SQ FT	SQUARE FEET
ASSY	ASSEMBLY	EOP	END OF PROJECT	MAX	MAXIMUM	S/W	SIDEWALK
BLDG	BUILDING	EQ	EQUAL	MFR(S)	MANUFACTURER(S)	SCHED	SCHEDULE
BM	BENCHMARK	EQUIP	EQUIPMENT	MH(S)	MANHOLE(S)	SD	STORM DRAIN
BO	BLOWOFF	ESMT	EASEMENT	MHSD	MANHOLE STORM DRAIN	SERV	SERVICE
BOP	BEGINNING OF PROJECT	EX/EXTG	EXISTING	MHSS	MANHOLE SANITARY SEWER	SHT(S)	SHEET(S)
BTM	BOTTOM	EXP	EXPIRED	MIN	MINIMUM	SL	SLOPE
C/G	CURB & GUTTER	FAB	FABRICATE	MJ	MECHANICAL JOINT	SPECS	SPECIFICATIONS
C/L or CL	CENTER LINE	FD	FLOOR DRAIN	MUTCD	MANUAL ON UNIFORM TRAFFIC CONTROL DEVICES	SQ	SQUARE
CB	CATCH BASIN	FH	FIRE HYDRANT	NO	NUMBER	SS	SANITARY SEWER
CCP	CONCRETE CULVERT PIPE	FIN GR	FINISHED GRADE	NTS	NOT TO SCALE	SST	STAINLESS STEEL
CFFL	CURB FACE FLOW LINE	FL	FLOW LINE	OC	ON CENTER	ST	STREET
CI	CURB INLET	FLG	FLANGE(D)	OD	OUTSIDE DIAMETER	STA	STATION
CL	CLASS	FM	FORCE MAIN	ODOT	OREGON DEPARTMENT OF TRANSPORTATION	STD	STANDARD
CO	CLEANOUT	FOG	FACE OF GUTTER	OVHD	OVERHEAD UTILITY	STL	STEEL
CONC/CON	CONCRETE	FT	FOOT	P	POWER	SUB	SPRINGFIELD UTILITY BOARD
CONST	CONSTRUCTION	FTG	FITTING	P/L	PROPERTY LINE	SY	SQUARE YARD
COP	COPPER	G	GAS	PCCP	PORTLAND CEMENT CONCRETE PAVEMENT	TB	THRUST BLOCK
COS	CITY OF SPRINGFIELD	GALV	GALVANIZED	PERM	PERMANENT	TBC	TOP BACK OF CURB
CPLG	COUPLING	GAL	GALLON	POLY	POLYETHYLENE	TBOS	TOP BACK OF SIDEWALK
CR	CRUSHED ROCK	GR	GRADE	PRESS	PRESSURE	TEL/T	TELEPHONE
CV	CHECK VALVE	GRVL	GRAVEL	PROP	PROPOSED	TEMP	TEMPORARY
CY	CUBIC YARD	GV	GATE VALVE	PS	PUMP STATION	TFC	TOP FACE OF CURB
D	DRAIN	HMAC	HOT MIX ASPHALTIC CONCRETE	PUGD	UNDERGROUND POWER	TYP	TYPICAL
DET	DETAIL	HORIZ	HORIZONTAL	PV	PLUG VALVE	VERT	VERTICAL(LY)

LEGEND

COMMUNICATION LINE	COM
GAS LINE (DIA SHOWN)	4"G
OVERHEAD LINES	OHP
POWER LINE	E
PROPERTY LINE	P/L
STORMWATER DRAINAGE	SD
RIGHT OF WAY (ROW) LINE	ROW
SANITARY LINE	SS
SAWCUT	
TV LINE	TV
TRAFFIC DETECTION LINE	TS
TRAFFIC DETECTION LOOP	TDL
WATER LINE (DIA SHOWN)	16"W
CATCH BASIN	
COMMUNICATION BOX	T
DONATION LAND CLAIM MARKER	DL CM
FIRE HYDRANT	
GAS VALVE	G
JUNCTION BOX	J
MAILBOX	MB
POLE	
POWER POLE/LIGHT	
SIGN	
CURB INLET	
SANITARY MANHOLE	SS
MANHOLE (GENERAL)	U
TREE/BUSH/SHRUB	
TRUNCATED DOME	
UTILITY VAULT	U
WATER VALVE	
WATER METER	W

No.	Revision/Issue	Date

811 Know what's **below.** **Call** before you dig.

UTILITY LOCATIONS ARE APPROXIMATE. THE CONTRACTOR SHALL BE RESPONSIBLE FOR DETERMINING UTILITY LOCATIONS PRIOR TO BEGINNING OF CONSTRUCTION. THESE PLANS MAY NOT SHOW ALL UTILITIES OR THE CORRECT LOCATIONS.

DOWL
920 Country Club Rd., Suite 100B
Eugene, OR 97401
541-683-6090
WWW.DOWL.COM

Project P21151
CENTENNIAL BLVD. OVERLAY (Aspen-Prescott)

City of Springfield
PUBLIC WORKS / ENGINEERING
225 FIFTH STREET, SPRINGFIELD, OR 97477
PHONE (541) 726-3753 FAX (541) 726-3689
INTERNET www.springfield-or.gov
SPRINGFIELD OREGON

REGISTERED PROFESSIONAL ENGINEER
70925
Digitally Signed Date: 2022.02.16 09:29:15-08'00'
OREGON
JUNE 14, 2007
STANLEY ANGELOFF PETROFF

EXPIRES: 12/31/2022

LEGEND/ABBREVIATIONS

NO SCALE

DRAWN BY:	S. WOLFER
DESIGNED BY:	K. LEINER
CHECKED BY:	S. PETROFF

SHEET A2 OF 50

p21151 a1-a4.dwg

GENERAL CONSTRUCTION NOTES:

GENERAL CONSTRUCTION NOTES

A. ALL MATERIALS AND WORKMANSHIP WITHIN THE PUBLIC RIGHT-OF-WAY OR PUBLIC EASEMENTS SHALL MEET STANDARD SPECIFICATIONS FOR CONSTRUCTION, AS SPECIFIED IN SECTION 'A' OF THE SPECIAL PROVISIONS IN ADDITION TO ALL OTHER SPECIFICATIONS REFERENCED OR INCLUDED, AND IN ADDITION TO THESE PLANS.

B. OREGON LAW REQUIRES THE CONTRACTOR TO FOLLOW RULES ADOPTED BY THE OREGON UTILITY NOTIFICATION CENTER. THOSE RULES ARE SET FORTH IN OAR 952-001-0010 THROUGH OAR 952-001-0100. THE CONTRACTOR MAY OBTAIN COPIES OF THE RULES BY CALLING THE CENTER. NOTE: THE TELEPHONE NUMBER FOR THE OREGON UTILITY NOTIFICATION CENTER IS (800) 332-2344 OR 811.

C. LOCATION AND/OR DEPTH OF EXISTING UTILITIES SHOWN ON PLANS ARE APPROXIMATE. ALL UTILITIES MAY NOT APPEAR ON PLANS. IT IS THE CONTRACTOR'S RESPONSIBILITY TO CONTACT ALL UTILITY COMPANIES FOR UNDERGROUND LOCATION OF FACILITIES AT LEAST 48 HOURS PRIOR TO EXCAVATING OR "POTHOLING". THE "ONE-CALL" NUMBER (800) 332-2344 OR 811.

D. CONTRACTOR SHALL BE RESPONSIBLE FOR COORDINATION WITH UTILITY COMPANIES ON THE TIMING OF INSTALLATION OF THEIR FACILITIES.

E. ALL SANITARY AND STORM SEWER CONNECTIONS TO EXISTING CITY OWNED FACILITIES (PIPE, CATCH BASINS, MANHOLES, ETC.) SHALL BE INSPECTED BY THE CONTRACTOR AND THE CITY'S PUBLIC WORKS MAINTENANCE DEPARTMENT PRIOR TO HOOK UP. CONTACT MAINTENANCE AT (541-726-3761) OR CITY CONSTRUCTION INSPECTOR NO LESS THAN 48 HOURS PRIOR TO DESIRED INSPECTION TIME.

F. WHERE CONNECTING TO AN EXISTING PIPE, THE CONTRACTOR SHALL EXPOSE THE END OF THE EXISTING PIPE AND ALLOW THE ENGINEER TO VERIFY EXACT LOCATION AND ELEVATION, CONDITION, AND POSITIVE FLOW BEFORE LAYING ANY NEW PIPE ON THAT SYSTEM.

G. THE SEWER GRADE SHALL BE PER THE PLANS SPECIFICATIONS AND WITH THE MINIMUM COVER AS SHOWN ON THE PLANS

H. THE CONTRACTOR SHALL INTERNALLY TELEVISION INSPECT THE SEWER AFTER ALL BACKFILL AND BEFORE THE FINAL LIFT OF ASPHALT PAVING. THE CONTRACTOR SHALL SUPPLY THE CITY WITH A WRITTEN T.V. REPORT AND VIDEO TAPE OR DVD FOR CITY APPROVAL AT LEAST 2 WORKING DAYS BEFORE THE PRE-PAVING MEETING.

I. CONTRACTOR TO SCHEDULE A PRE-PAVING CONFERENCE 24 HOURS PRIOR TO PAVING. CONTACT THE CONSTRUCTION INSPECTOR.

J. ALL JOINTS BETWEEN EXISTING AND NEW ASPHALT PAVING SHALL BE SEALED WITH POLYMERIZED ASPHALT AND SANDED TO PREVENT PICK UP.

K. COMPACTION REQUIREMENTS:

LAYER	RATE	TEST
SUBGRADE	95%	T99
CRUSHED ROCK	95%	T180
ASPHALT (LOCAL)	90%	RICE
ASPHALT (COLLECTOR/ARTERIAL)	92%	RICE

L. CONCRETE COMPRESSIVE STRENGTH REQUIREMENTS (PSI):

CONCRETE USE	FIELD	LABORATORY
SIDEWALK/ADA RAMPS	3000	3450
CURBS/GUTTERS	3500	4025
DRIVEWAYS	3500	4025
PAVEMENT	4000	4600

M. THIS PROJECT SHALL COMPLY WITH THE AMERICAN DISABILITIES ACT REQUIREMENTS SUCH AS INCORPORATION OF DESIGN CRITERIA FOR RAMPS, MAXIMUM PROFILE AND CROSS SECTION SLOPES FOR SIDEWALKS, UPGRADING EXISTING FACILITIES WHERE MAJOR CONSTRUCTION IS OCCURRING, AND BUILDING WARNING FOR OBJECTS IN SIDEWALK SUCH AS CURBING OR LANDSCAPING AROUND MAILBOXES.

N. CONTRACTOR IS RESPONSIBLE TO OBTAIN APPLICABLE PERMITS FROM OTHER AGENCIES WITH JURISDICTIONS SUCH AS LANE COUNTY, OREGON DEPARTMENT OF TRANSPORTATION, OREGON DIVISION OF STATE LANDS, THE ARMY CORPS OF ENGINEERS, OR THE DEPARTMENT OF ENVIRONMENTAL QUALITY.

O. ALL IMPROVEMENTS THAT WILL BE PRIVATELY OWNED AND MAINTAINED WILL BE BOUND BY THE CURRENT REQUIREMENTS OF THE STATE OF OREGON STRUCTURAL SPECIALTY CODE, PLUMBING SPECIALTY CODE, AND/OR CITY OF SPRINGFIELD BUILDING DIVISION REQUIREMENTS. CONTRACTOR IS RESPONSIBLE TO OBTAIN APPLICABLE PERMITS FROM OTHER CITY DEPARTMENTS PRIOR TO DOING PRIVATE WORK.

P. EROSION CONTROL MEASURES SHALL BE IN PLACE PRIOR TO THE START OF CONSTRUCTION. SEE SHEETS F1 - F3 FOR LOCATIONS. SEE SHEETS Q1-Q2 FOR DETAILS.

Q. STREET TREES: ONLY STREET TREES WITH A MINIMUM TRUNK CALIPER OF 2 IN. MEASURED 6 IN. ABOVE THE ROOT STEM SHALL BE SELECTED FOR PLANTING.

R. A PRE-CONSTRUCTION CONFERENCE IS REQUIRED BEFORE START OF CONSTRUCTION. ALL UTILITIES, CONTRACTORS AND CITY REPRESENTATIVES SHALL HAVE RECEIVED THE FINAL APPROVED PLANS AT LEAST 5 WORKING DAYS PRIOR TO THE PRE CONSTRUCTION CONFERENCE.

S. THE ENGINEER AND/OR CITY HAVE THE RIGHT TO REQUIRE ADDITIONAL WORK NOT SHOWN HEREIN BUT NECESSARY FOR THE SUCCESSFUL COMPLETION OF THE PROJECT.

T. REQUESTS BY THE CONTRACTOR FOR CHANGES SHALL BE APPROVED BY THE ENGINEER AND THE CITY IN WRITING PRIOR TO IMPLEMENTATION.

U. THE CONTRACTOR SHALL VERIFY EACH EXISTING SANITARY AND STORM CONNECTION.

No.	Revision/Issue	Date

811 Know what's below. Call before you dig.

UTILITY LOCATIONS ARE APPROXIMATE. THE CONTRACTOR SHALL BE RESPONSIBLE FOR DETERMINING UTILITY LOCATIONS PRIOR TO BEGINNING OF CONSTRUCTION. THESE PLANS MAY NOT SHOW ALL UTILITIES OR THE CORRECT LOCATIONS.

DOWL
920 Country Club Rd., Suite 100B
Eugene, OR 97401
541-683-6090
WWW.DOWL.COM

Project P21151
CENTENNIAL BLVD.
OVERLAY (Aspen-Prescott)

City of Springfield
PUBLIC WORKS / ENGINEERING
225 FIFTH STREET, SPRINGFIELD, OR 97477
PHONE (541) 726-3753 FAX (541) 726-3689
INTERNET www.springfield-or.gov

SPRINGFIELD OREGON

REGISTERED PROFESSIONAL ENGINEER
70925
Digitally Signed Date: 2022.02.16 09:29:49-08'00'
OREGON
JUNE 14, 2007
STANLEY ANGELOFF PETROFF

EXPIRES: 12/31/2022

GEN. CONSTRUCTION NOTES

NO SCALE

DRAWN BY:	S. WOLFER
DESIGNED BY:	K. LEINER
CHECKED BY:	S. PETROFF

SHEET A3 OF 50

LEGEND

- CURB AND GUTTER PAY LIMIT BOUNDARY
- CONCRETE WALKS PAY LIMIT BOUNDARY
- FIBER REINFORCED ACP PAY LIMIT BOUNDARY (ALTERNATE A: ACP PAY LIMIT BOUNDARY)
- TRUNCATED DOMES ON NEW SURFACES PAY LIMIT BOUNDARY (INCLUDES CONCRETE WALKS PAY LIMIT BOUNDARY)
- STANDARD CURB PAY LIMIT BOUNDARY

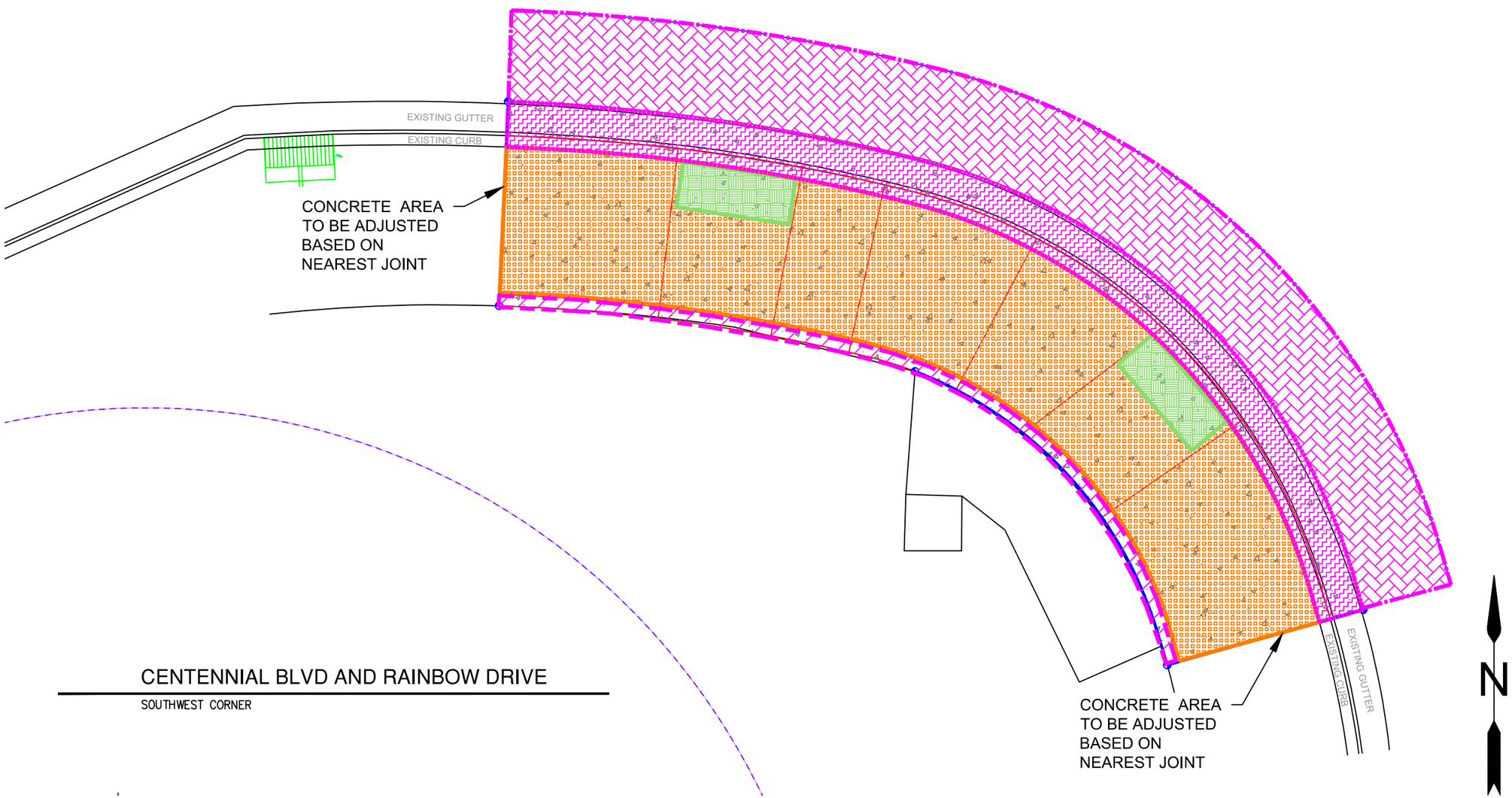

CENTENNIAL BLVD AND RAINBOW DRIVE

SOUTHWEST CORNER

No.	Revision/Issue	Date

Know what's **below.**
Call before you dig.

UTILITY LOCATIONS ARE APPROXIMATE. THE CONTRACTOR SHALL BE RESPONSIBLE FOR DETERMINING UTILITY LOCATIONS PRIOR TO BEGINNING OF CONSTRUCTION. THESE PLANS MAY NOT SHOW ALL UTILITIES OR THE CORRECT LOCATIONS.

DOWL
920 Country Club Rd., Suite 100B
Eugene, OR 97401
541-683-6090
WWW.DOWL.COM

Project P21151
CENTENNIAL BLVD.
OVERLAY (Aspen-Prescott)

City of Springfield
PUBLIC WORKS / ENGINEERING
225 FIFTH STREET, SPRINGFIELD, OR 97477
PHONE (541) 726-3753 FAX (541) 726-3689
INTERNET www.springfield-or.gov

SPRINGFIELD OREGON

REGISTERED PROFESSIONAL ENGINEER
70925
OREGON
JUNE 14, 2007
STANLEY ANGELOFF PETROFF

Digitally Signed Date: 2022.02.16 09:30:19-08'00'

EXPIRES: 12/31/2022

PAY LIMITS

SCALE: 1" = 5'	SHEET A4 OF 50
DRAWN BY: S. WOLFER	
DESIGNED BY: K. LEINER	
CHECKED BY: S. PETROFF	

p21151 a5-a13.dwg

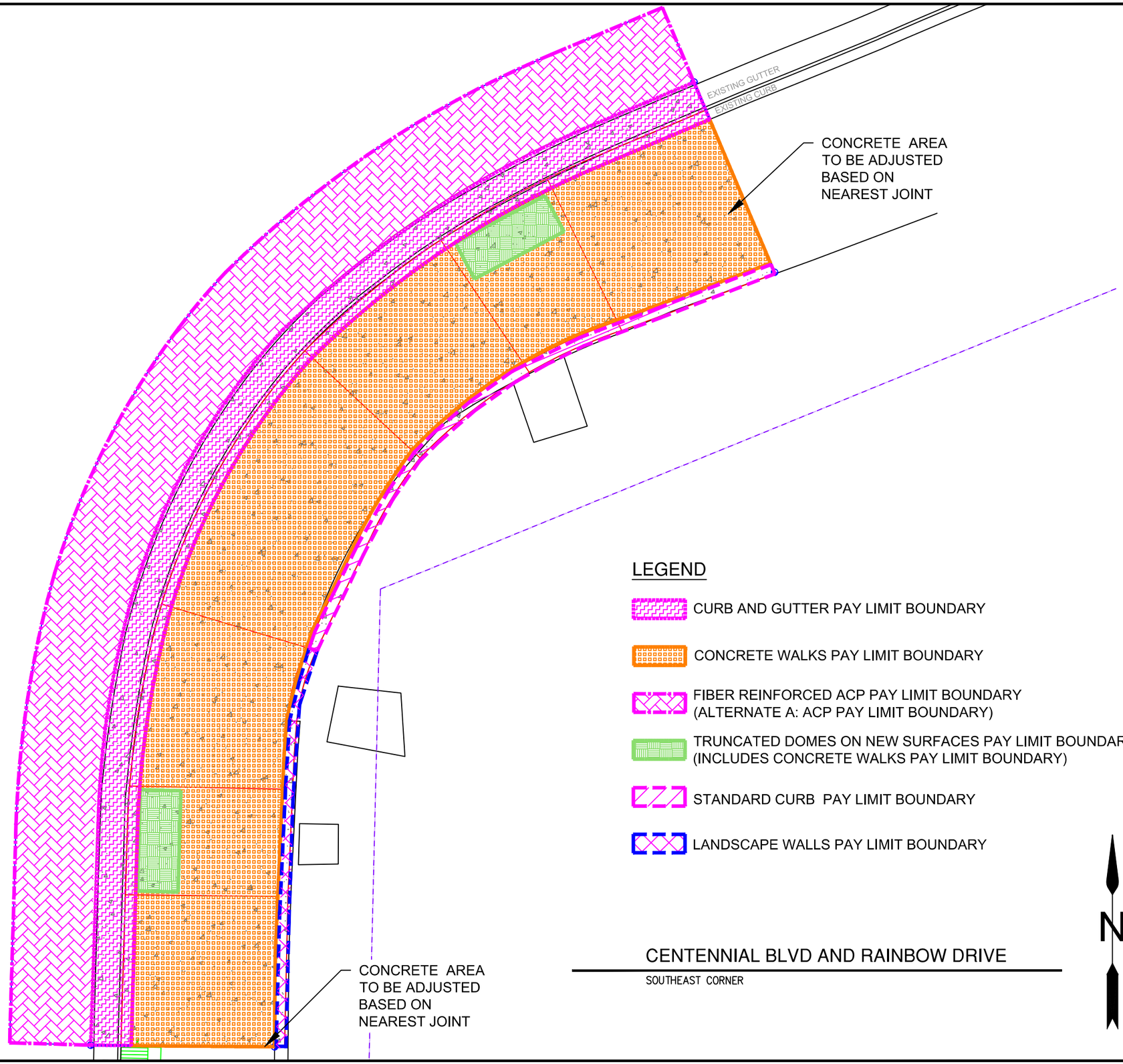

LEGEND

- CURB AND GUTTER PAY LIMIT BOUNDARY
- CONCRETE WALKS PAY LIMIT BOUNDARY
- FIBER REINFORCED ACP PAY LIMIT BOUNDARY (ALTERNATE A: ACP PAY LIMIT BOUNDARY)
- TRUNCATED DOMES ON NEW SURFACES PAY LIMIT BOUNDARY (INCLUDES CONCRETE WALKS PAY LIMIT BOUNDARY)
- STANDARD CURB PAY LIMIT BOUNDARY
- LANDSCAPE WALLS PAY LIMIT BOUNDARY

CENTENNIAL BLVD AND RAINBOW DRIVE

SOUTHEAST CORNER

No.	Revision/Issue	Date

Know what's **below.**
Call before you dig.

UTILITY LOCATIONS ARE APPROXIMATE. THE CONTRACTOR SHALL BE RESPONSIBLE FOR DETERMINING UTILITY LOCATIONS PRIOR TO BEGINNING OF CONSTRUCTION. THESE PLANS MAY NOT SHOW ALL UTILITIES OR THE CORRECT LOCATIONS.

DOWL
920 Country Club Rd., Suite 100B
Eugene, OR 97401
541-683-6090
WWW.DOWL.COM

Project P21151
CENTENNIAL BLVD.
OVERLAY (Aspen-Prescott)

City of Springfield

PUBLIC WORKS / ENGINEERING
225 FIFTH STREET, SPRINGFIELD, OR 97477
PHONE (541) 726-3753 FAX (541) 726-3689
INTERNET www.springfield-or.gov

SPRINGFIELD OREGON

REGISTERED PROFESSIONAL ENGINEER
70925
Digitally Signed Date: 2022.02.16 09:30:43-08'00'
OREGON
JUNE 14, 2007
STANLEY ANGELOFF PETROFF

EXPIRES: 12/31/2022

PAY LIMITS

SCALE: 1" = 5'	SHEET A5 OF 50
DRAWN BY: S. WOLFER	
DESIGNED BY: K. LEINER	
CHECKED BY: S. PETROFF	

p21151 a5-a13.dwg

LEGEND

- CURB AND GUTTER PAY LIMIT BOUNDARY
- CONCRETE WALKS PAY LIMIT BOUNDARY
- FIBER REINFORCED ACP PAY LIMIT BOUNDARY (ALTERNATE A: ACP PAY LIMIT BOUNDARY)
- TRUNCATED DOMES ON NEW SURFACES PAY LIMIT BOUNDARY (INCLUDES CONCRETE WALKS PAY LIMIT BOUNDARY)

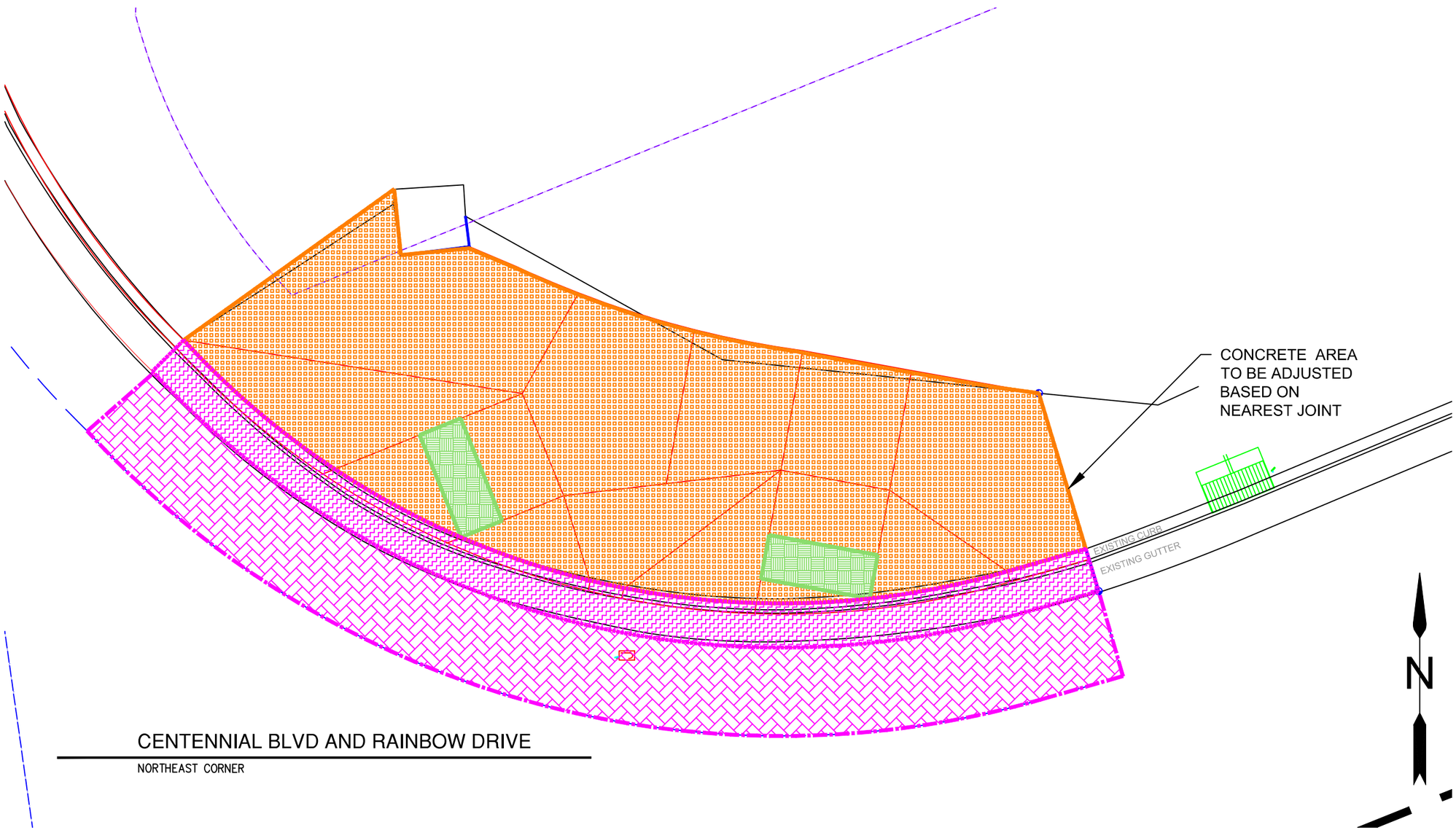

CENTENNIAL BLVD AND RAINBOW DRIVE

NORTHEAST CORNER

No.	Revision/Issue	Date

Know what's **below.** **Call** before you dig.

UTILITY LOCATIONS ARE APPROXIMATE. THE CONTRACTOR SHALL BE RESPONSIBLE FOR DETERMINING UTILITY LOCATIONS PRIOR TO BEGINNING OF CONSTRUCTION. THESE PLANS MAY NOT SHOW ALL UTILITIES OR THE CORRECT LOCATIONS.

DOWL
920 Country Club Rd., Suite 100B
Eugene, OR 97401
541-683-6090
WWW.DOWL.COM

Project P21151
CENTENNIAL BLVD.
OVERLAY (Aspen-Prescott)

City of Springfield
PUBLIC WORKS / ENGINEERING
225 FIFTH STREET, SPRINGFIELD, OR 97477
PHONE (541) 726-3753 FAX (541) 726-3689
INTERNET www.springfield-or.gov
SPRINGFIELD OREGON

REGISTERED PROFESSIONAL ENGINEER
70925
OREGON
JUNE 14, 2007
STANLEY ANGELOFF PETROFF

Digitally Signed Date: 2022.02.16 09:31:05-08'00'

EXPIRES: 12/31/2022

PAY LIMITS

SCALE: 1" = 5'	SHEET A6 OF 50
DRAWN BY: S. WOLFER	
DESIGNED BY: K. LEINER	
CHECKED BY: S. PETROFF	

p21151 a5-a13.dwg

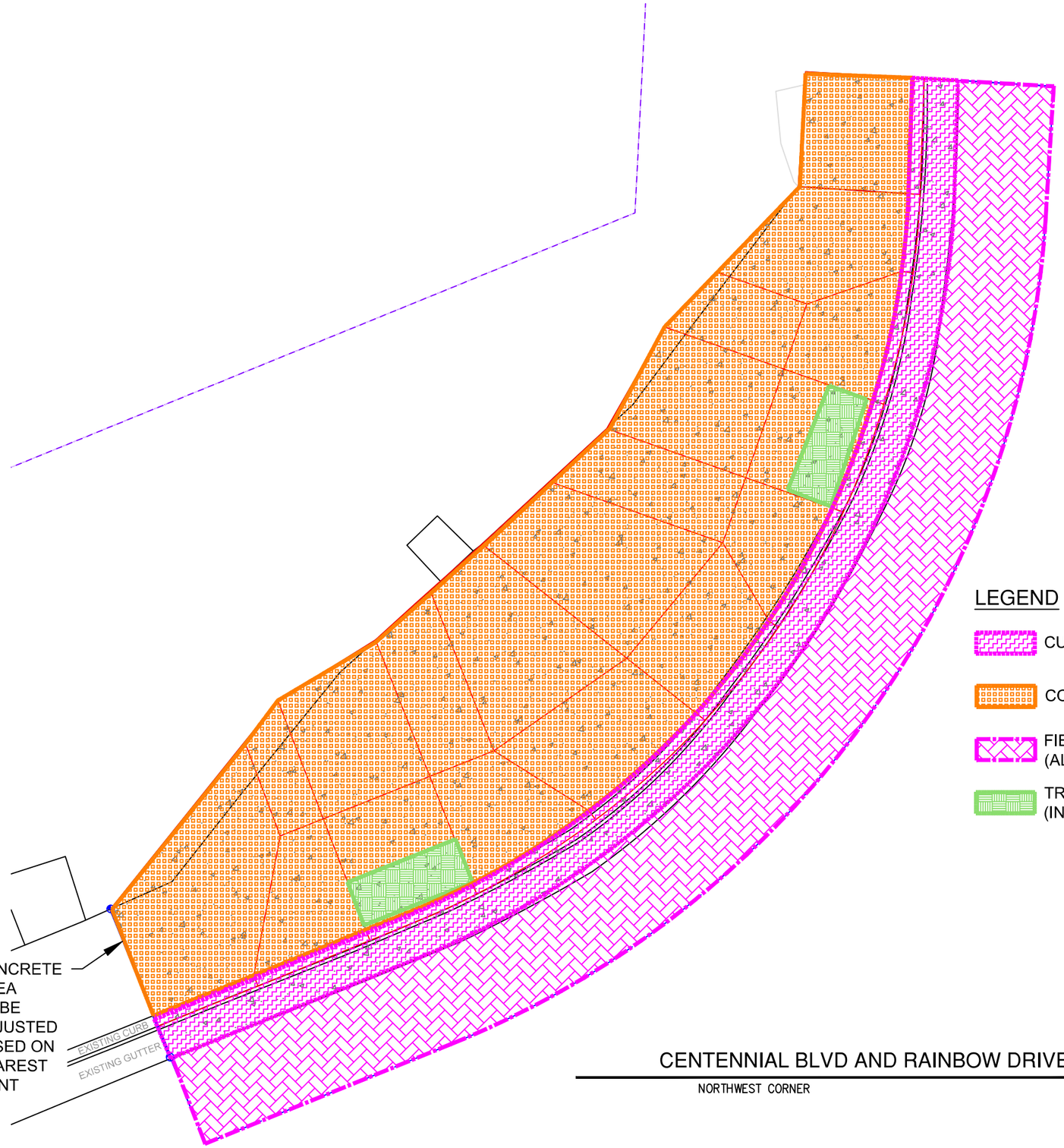

LEGEND

- CURB AND GUTTER PAY LIMIT BOUNDARY
- CONCRETE WALKS PAY LIMIT BOUNDARY
- FIBER REINFORCED ACP PAY LIMIT BOUNDARY (ALTERNATE A: ACP PAY LIMIT BOUNDARY)
- TRUNCATED DOMES ON NEW SURFACES PAY LIMIT BOUNDARY (INCLUDES CONCRETE WALKS PAY LIMIT BOUNDARY)

N

CENTENNIAL BLVD AND RAINBOW DRIVE

NORTHWEST CORNER

No.	Revision/Issue	Date

Know what's **below.**
Call before you dig.

UTILITY LOCATIONS ARE APPROXIMATE. THE CONTRACTOR SHALL BE RESPONSIBLE FOR DETERMINING UTILITY LOCATIONS PRIOR TO BEGINNING OF CONSTRUCTION. THESE PLANS MAY NOT SHOW ALL UTILITIES OR THE CORRECT LOCATIONS.

DOWL
920 Country Club Rd., Suite 100B
Eugene, OR 97401
541-683-6090
WWW.DOWL.COM

Project P21151
CENTENNIAL BLVD. OVERLAY (Aspen-Prescott)

City of Springfield

PUBLIC WORKS / ENGINEERING
225 FIFTH STREET, SPRINGFIELD, OR 97477
PHONE (541) 726-3753 FAX (541) 726-3689
INTERNET www.springfield-or.gov

SPRINGFIELD OREGON

REGISTERED PROFESSIONAL ENGINEER
70925
Digitally Signed Date: 2022.02.16 09:31:30-08'00'
OREGON
JUNE 14, 2007
STANLEY ANGELOFF PETROFF

EXPIRES: 12/31/2022

PAY LIMITS

SCALE: 1" = 5'

DRAWN BY:	S. WOLFER
DESIGNED BY:	K. LEINER
CHECKED BY:	S. PETROFF

SHEET **A7** OF **50**

p21151 a5-a13.dwg

LEGEND

- CURB AND GUTTER PAY LIMIT BOUNDARY
- CONCRETE WALKS PAY LIMIT BOUNDARY
- FIBER REINFORCED ACP PAY LIMIT BOUNDARY (ALTERNATE A: ACP PAY LIMIT BOUNDARY)
- TRUNCATED DOMES ON NEW SURFACES PAY LIMIT BOUNDARY (INCLUDES CONCRETE WALKS PAY LIMIT BOUNDARY)
- STANDARD CURB PAY LIMIT BOUNDARY

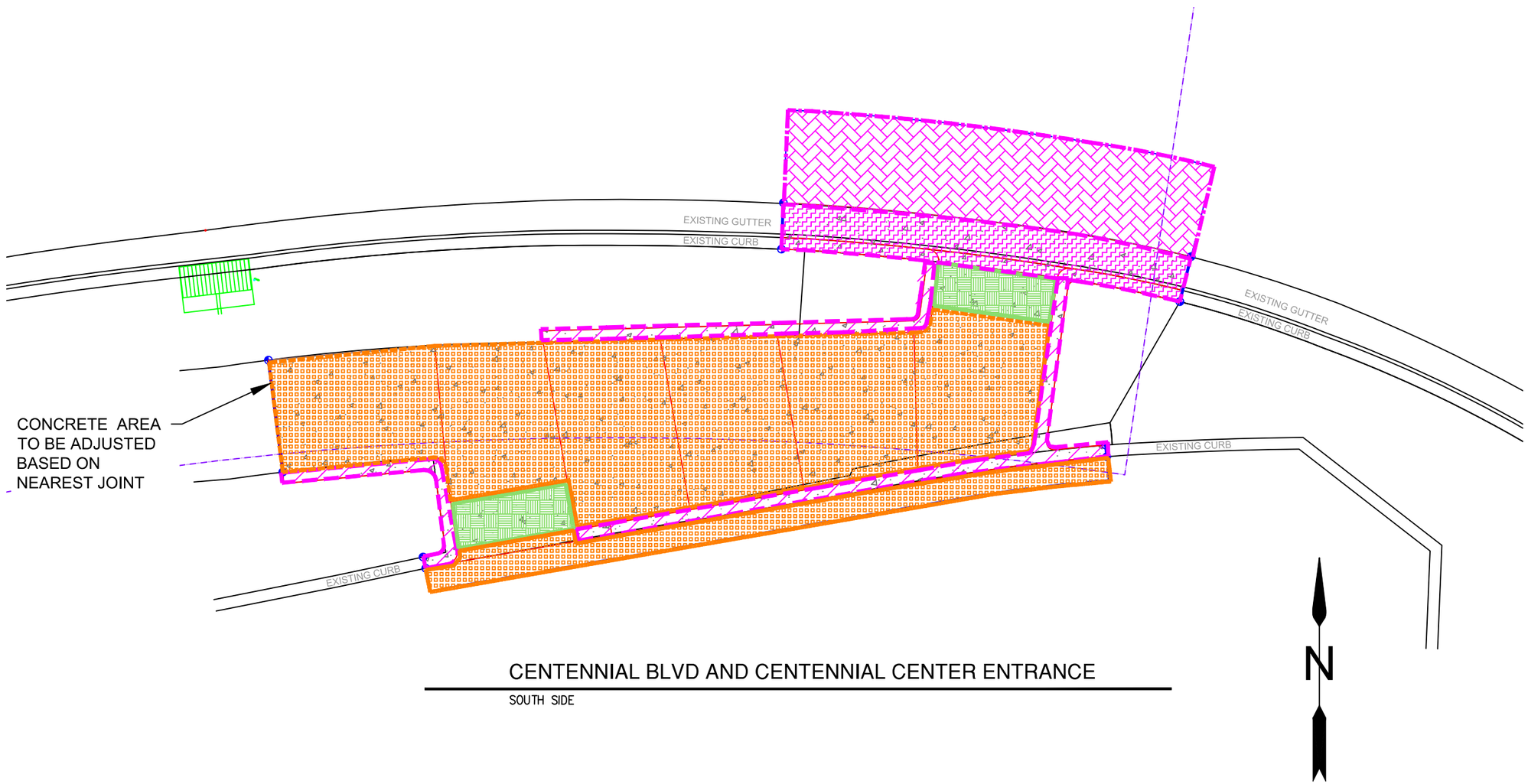

CENTENNIAL BLVD AND CENTENNIAL CENTER ENTRANCE

SOUTH SIDE

No.	Revision/Issue	Date

Know what's **below.** **Call** before you dig.

UTILITY LOCATIONS ARE APPROXIMATE. THE CONTRACTOR SHALL BE RESPONSIBLE FOR DETERMINING UTILITY LOCATIONS PRIOR TO BEGINNING OF CONSTRUCTION. THESE PLANS MAY NOT SHOW ALL UTILITIES OR THE CORRECT LOCATIONS.

DOWL
920 Country Club Rd., Suite 100B
Eugene, OR 97401
541-683-6090
WWW.DOWL.COM

Project P21151
CENTENNIAL BLVD.
OVERLAY (Aspen-Prescott)

City of Springfield
PUBLIC WORKS / ENGINEERING
225 FIFTH STREET, SPRINGFIELD, OR 97477
PHONE (541) 726-3753 FAX (541) 726-3689
INTERNET www.springfield-or.gov
SPRINGFIELD OREGON

REGISTERED PROFESSIONAL ENGINEER
70925
Digitally Signed Date: 2022.02.16 09:31:53-08'00'
OREGON
JUNE 14, 2007
STANLEY ANGELOFF PETROFF

EXPIRES: 12/31/2022

PAY LIMITS

SCALE: 1" = 5'		SHEET A8 OF 50
DRAWN BY:	S. WOLFER	
DESIGNED BY:	K. LEINER	
CHECKED BY:	S. PETROFF	

p21151 a5-a13.dwg

LEGEND

- CURB AND GUTTER PAY LIMIT BOUNDARY
- CONCRETE WALKS PAY LIMIT BOUNDARY
- FIBER REINFORCED ACP PAY LIMIT BOUNDARY (ALTERNATE A: ACP PAY LIMIT BOUNDARY)
- TRUNCATED DOMES ON NEW SURFACES PAY LIMIT BOUNDARY (INCLUDES CONCRETE WALKS PAY LIMIT BOUNDARY)
- STANDARD CURB PAY LIMIT BOUNDARY

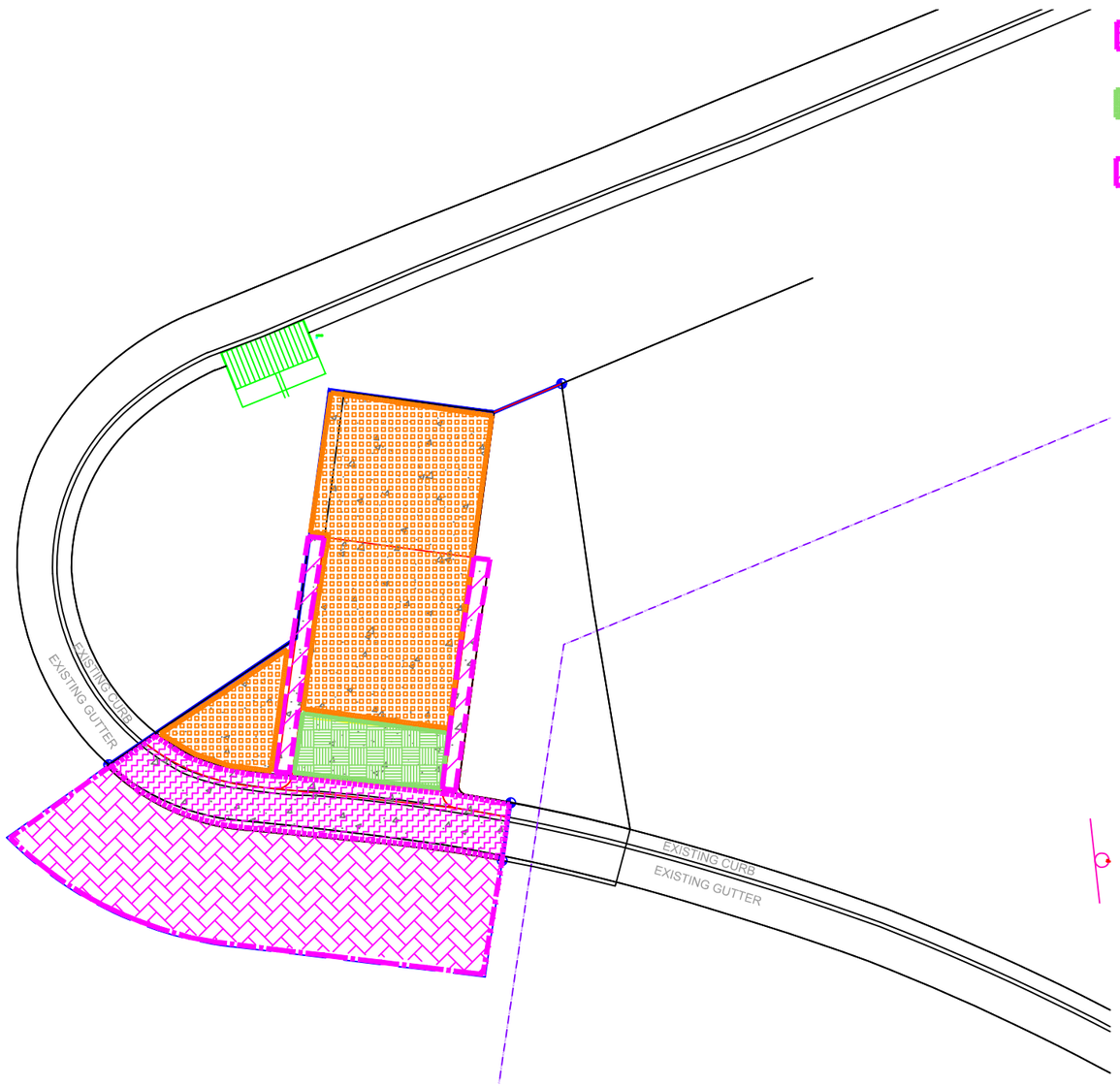

CENTENNIAL BLVD AND CENTENNIAL CENTER ENTRANCE

NORTH SIDE

N

No.	Revision/Issue	Date

Know what's **below.**
Call before you dig.

UTILITY LOCATIONS ARE APPROXIMATE. THE CONTRACTOR SHALL BE RESPONSIBLE FOR DETERMINING UTILITY LOCATIONS PRIOR TO BEGINNING OF CONSTRUCTION. THESE PLANS MAY NOT SHOW ALL UTILITIES OR THE CORRECT LOCATIONS.

DOWL
920 Country Club Rd., Suite 100B
Eugene, OR 97401
541-683-6090
WWW.DOWL.COM

Project P21151
CENTENNIAL BLVD.
OVERLAY (Aspen-Prescott)

City of Springfield
PUBLIC WORKS / ENGINEERING
225 FIFTH STREET, SPRINGFIELD, OR 97477
PHONE (541) 726-3753 FAX (541) 726-3689
INTERNET www.springfield-or.gov

SPRINGFIELD OREGON

REGISTERED PROFESSIONAL ENGINEER
70925
Digitally Signed Date: 2022.02.16 09:32:21-08'00'
OREGON
JUNE 14, 2007
STANLEY ANGELOFF PETROFF

EXPIRES: 12/31/2022

PAY LIMITS

SCALE: 1" = 5'

DRAWN BY:	*S. WOLFER*
DESIGNED BY:	*K. LEINER*
CHECKED BY:	*S. PETROFF*

SHEET A9 OF 50

p21151 a5-a13.dwg

LEGEND

- CURB AND GUTTER PAY LIMIT BOUNDARY
- CONCRETE WALKS PAY LIMIT BOUNDARY
- FIBER REINFORCED ACP PAY LIMIT BOUNDARY (ALTERNATE A: ACP PAY LIMIT BOUNDARY)
- TRUNCATED DOMES ON NEW SURGACES PAY LIMIT BOUNDARY (INCLUDES CONCRETE WALKS PAY LIMIT BOUNDARY)
- STANDARD CURB PAY LIMIT BOUNDARY

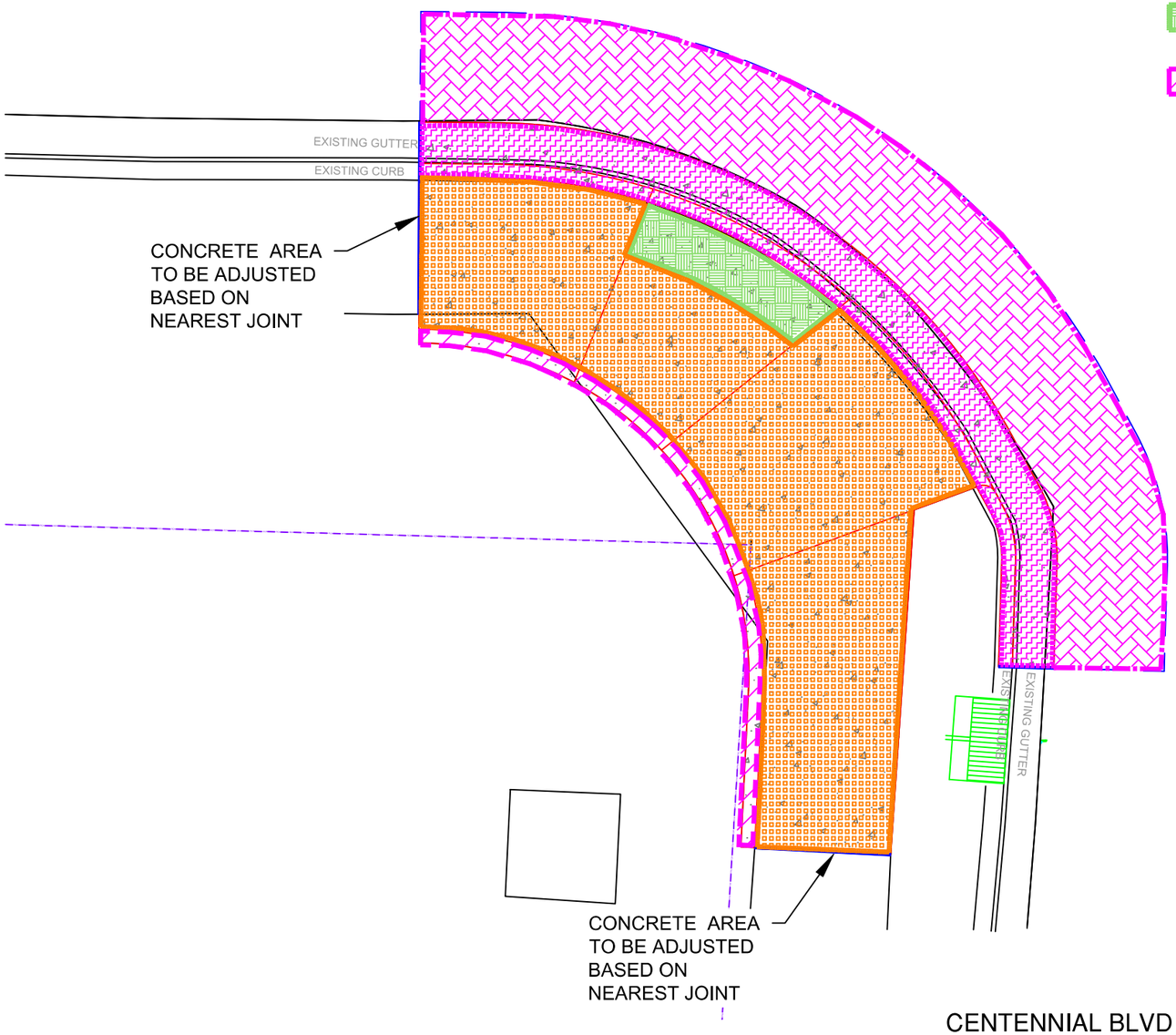

CENTENNIAL BLVD AND PRESCOTT LANE

SOUTHWEST CORNER

N

No.	Revision/Issue	Date

811 Know what's below. Call before you dig.

UTILITY LOCATIONS ARE APPROXIMATE. THE CONTRACTOR SHALL BE RESPONSIBLE FOR DETERMINING UTILITY LOCATIONS PRIOR TO BEGINNING OF CONSTRUCTION. THESE PLANS MAY NOT SHOW ALL UTILITIES OR THE CORRECT LOCATIONS.

DOWL
920 Country Club Rd., Suite 100B
Eugene, OR 97401
541-683-6090
WWW.DOWL.COM

Project P21151
CENTENNIAL BLVD.
OVERLAY (Aspen-Prescott)

City of Springfield
PUBLIC WORKS / ENGINEERING
225 FIFTH STREET, SPRINGFIELD, OR 97477
PHONE (541) 726-3753 FAX (541) 726-3689
INTERNET www.springfield-or.gov
SPRINGFIELD OREGON

REGISTERED PROFESSIONAL ENGINEER
70925
OREGON
JUNE 14, 2007
STANLEY ANGELOFF PETROFF

Digitally Signed Date: 2022.02.16 09:32:47-08'00'

EXPIRES: 12/31/2022

PAY LIMITS

SCALE: 1' = 5'	SHEET A10 OF 50
DRAWN BY: S. WOLFER	
DESIGNED BY: K. LEINER	
CHECKED BY: S. PETROFF	

p21151 a5-a13.dwg

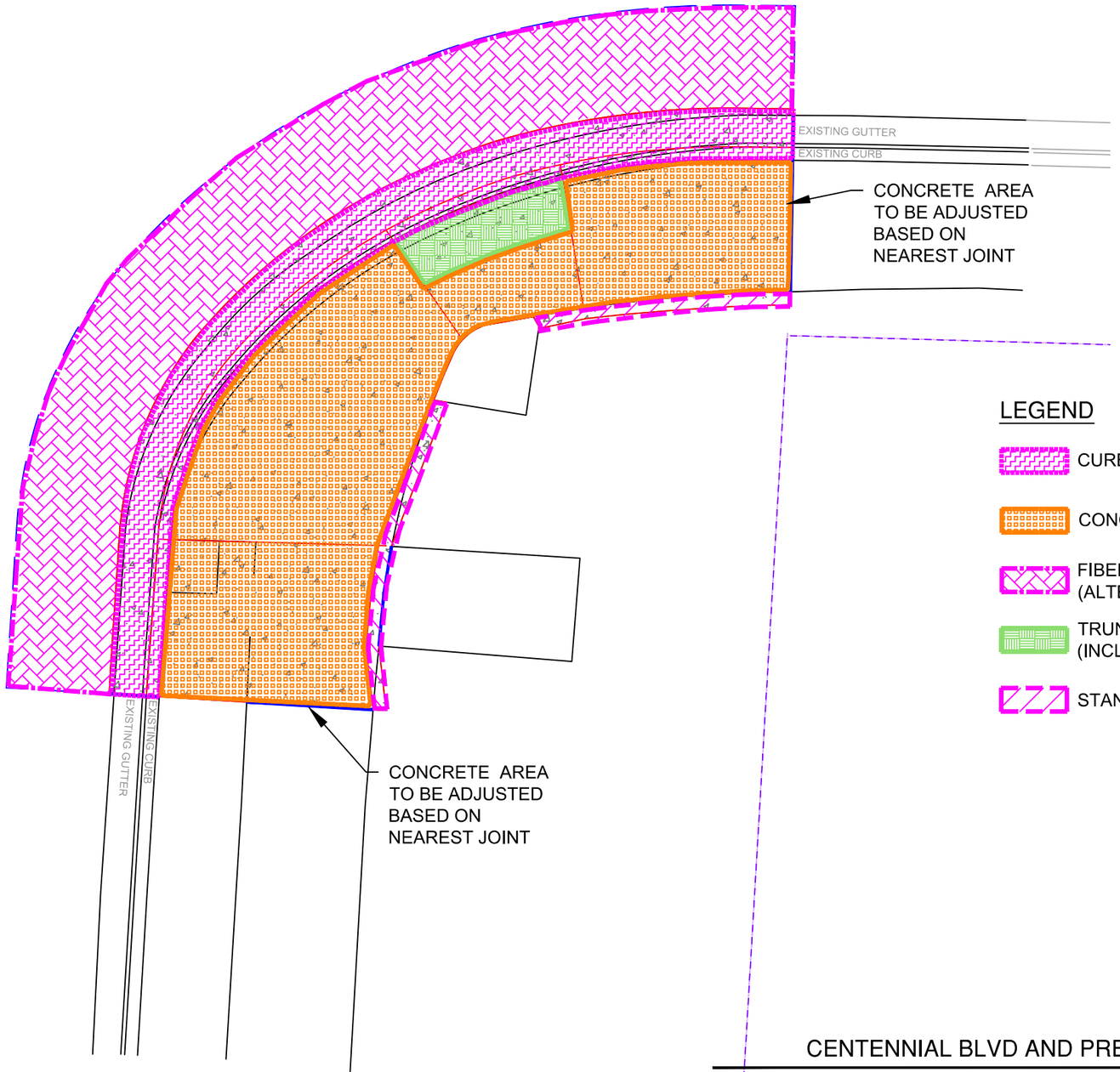

LEGEND

- CURB AND GUTTER PAY LIMIT BOUNDARY
- CONCRETE WALKS PAY LIMIT BOUNDARY
- FIBER REINFORCED ACP PAY LIMIT BOUNDARY (ALTERNATE A: ACP PAY LIMIT BOUNDARY)
- TRUNCATED DOMES ON NEW SURFACES PAY LIMIT BOUNDARY (INCLUDES CONCRETE WALKS PAY LIMIT BOUNDARY)
- STANDARD CURB PAY LIMIT BOUNDARY

CENTENNIAL BLVD AND PRESCOTT LANE

SOUTHEAST CORNER

N

No.	Revision/Issue	Date

811
Know what's **below.**
Call before you dig.

UTILITY LOCATIONS ARE APPROXIMATE. THE CONTRACTOR SHALL BE RESPONSIBLE FOR DETERMINING UTILITY LOCATIONS PRIOR TO BEGINNING OF CONSTRUCTION. THESE PLANS MAY NOT SHOW ALL UTILITIES OR THE CORRECT LOCATIONS.

DOWL
920 Country Club Rd., Suite 100B
Eugene, OR 97401
541-683-6090
WWW.DOWL.COM

Project P21151
CENTENNIAL BLVD.
OVERLAY (Aspen-Prescott)

City of Springfield

PUBLIC WORKS / ENGINEERING
225 FIFTH STREET, SPRINGFIELD, OR 97477
PHONE (541) 726-3753 FAX (541) 726-3689
INTERNET www.springfield-or.gov

SPRINGFIELD OREGON

REGISTERED PROFESSIONAL ENGINEER
70925
Digitally Signed Date: 2022.02.16 09:33:21-08'00'
OREGON
JUNE 14, 2007
STANLEY ANGELOFF PETROFF

EXPIRES: 12/31/2022

PAY LIMITS

SCALE: 1" = 5'	SHEET A11 OF 50
DRAWN BY: S. WOLFER	
DESIGNED BY: K. LEINER	
CHECKED BY: S. PETROFF	

p21151 a5-a13.dwg

LEGEND

- CURB AND GUTTER PAY LIMIT BOUNDARY
- CONCRETE WALKS PAY LIMIT BOUNDARY
- FIBER REINFORCED ACP PAY LIMIT BOUNDARY (ALTERNATE A: ACP PAY LIMIT BOUNDARY)
- TRUNCATED DOMES ON NEW SURFACES PAY LIMIT BOUNDARY (INCLUDES CONCRETE WALKS PAY LIMIT BOUNDARY)
- STANDARD CURB PAY LIMIT BOUNDARY

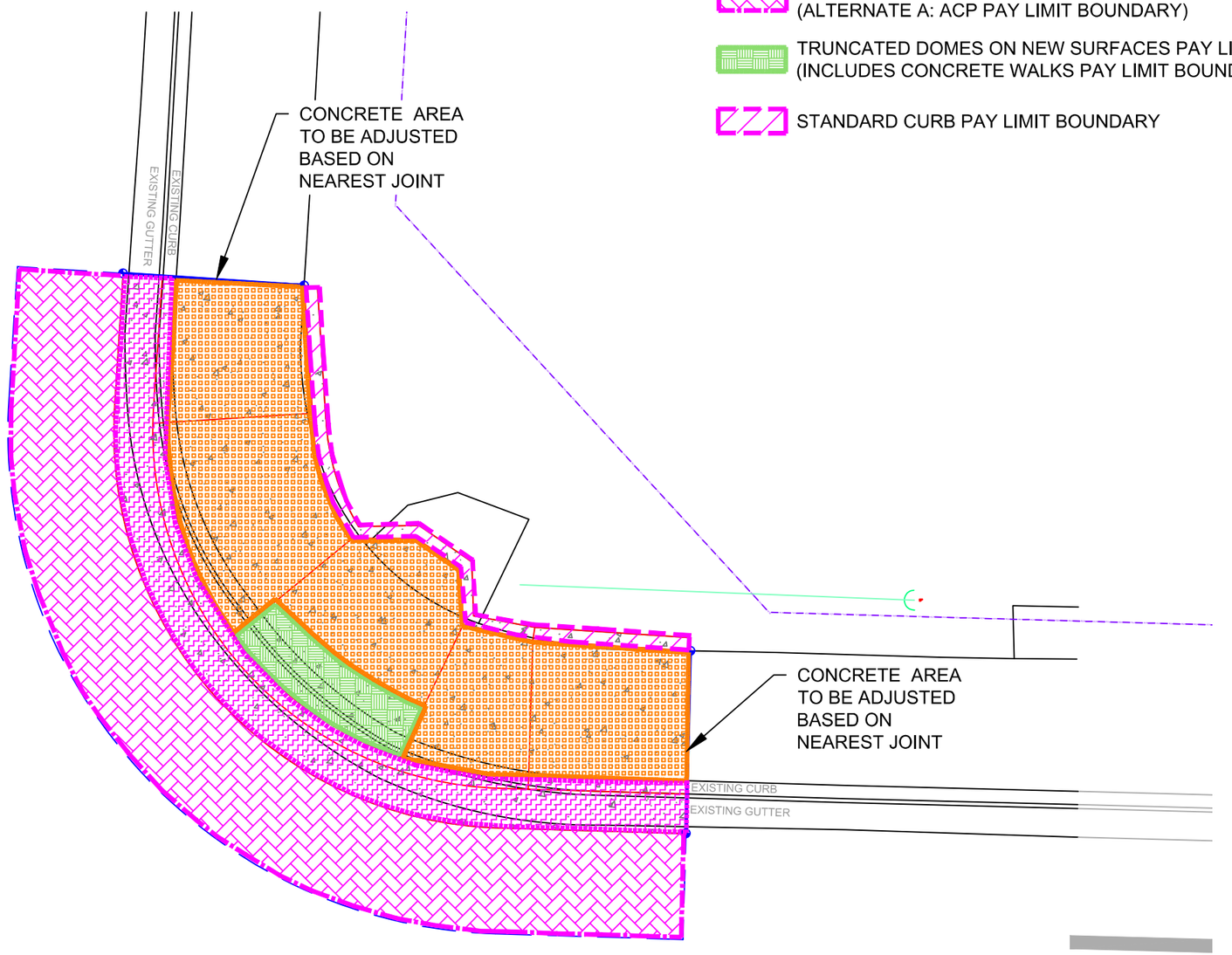

CENTENNIAL BLVD AND PRESCOTT LANE

NORTHEAST CORNER

N

No.	Revision/Issue	Date

811 Know what's **below.** **Call** before you dig.

UTILITY LOCATIONS ARE APPROXIMATE. THE CONTRACTOR SHALL BE RESPONSIBLE FOR DETERMINING UTILITY LOCATIONS PRIOR TO BEGINNING OF CONSTRUCTION. THESE PLANS MAY NOT SHOW ALL UTILITIES OR THE CORRECT LOCATIONS.

DOWL
920 Country Club Rd., Suite 100B
Eugene, OR 97401
541-683-6090
WWW.DOWL.COM

Project P21151
CENTENNIAL BLVD. OVERLAY (Aspen-Prescott)

City of Springfield
PUBLIC WORKS / ENGINEERING
225 FIFTH STREET, SPRINGFIELD, OR 97477
PHONE (541) 726-3753 FAX (541) 726-3689
INTERNET www.springfield-or.gov
SPRINGFIELD OREGON

REGISTERED PROFESSIONAL ENGINEER
70925
Digitally Signed Date: 2022.02.16 09:33:51-08'00'
OREGON
JUNE 14, 2007
STANLEY ANGELOFF PETROFF
EXPIRES: 12/31/2022

PAY LIMITS

SCALE: 1" = 5'	SHEET A12 OF 50
DRAWN BY: S. WOLFER	
DESIGNED BY: K. LEINER	
CHECKED BY: S. PETROFF	

p21151 a5-a13.dwg

LEGEND

- CURB AND GUTTER PAY LIMIT BOUNDARY
- CONCRETE WALKS PAY LIMIT BOUNDARY
- FIBER REINFORCED ACP PAY LIMIT BOUNDARY (ALTERNATE A: ACP PAY LIMIT BOUNDARY)
- TRUNCATED DOMES ON NEW SURFACES PAY LIMIT BOUNDARY (INCLUDES CONCRETE WALKS PAY LIMIT BOUNDARY)
- STANDARD CURB PAY LIMIT BOUNDARY

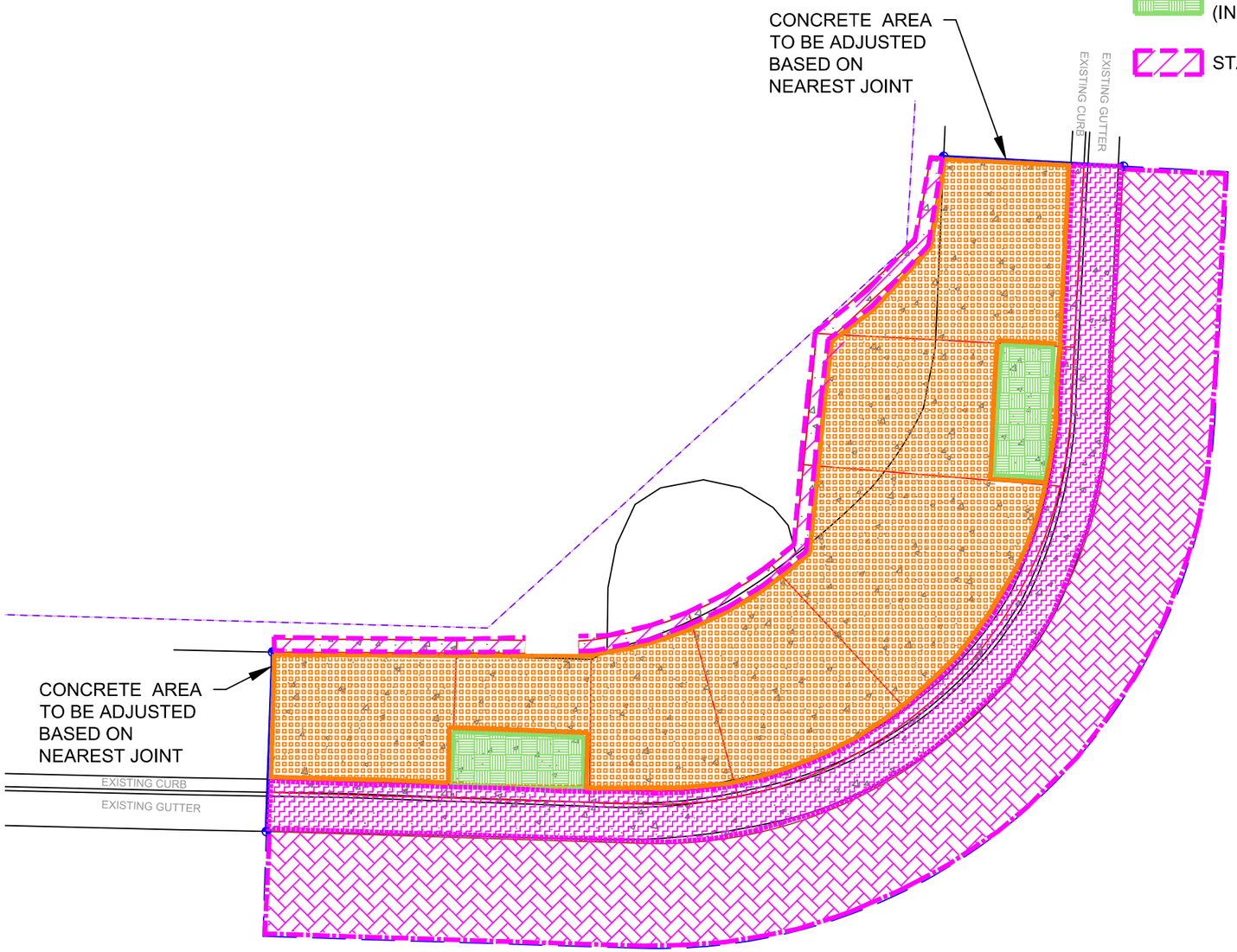

CENTENNIAL BLVD AND PRESCOTT LANE

NORTHWEST CORNER

N

No.	Revision/Issue	Date

811 Know what's below. Call before you dig.

UTILITY LOCATIONS ARE APPROXIMATE. THE CONTRACTOR SHALL BE RESPONSIBLE FOR DETERMINING UTILITY LOCATIONS PRIOR TO BEGINNING OF CONSTRUCTION. THESE PLANS MAY NOT SHOW ALL UTILITIES OR THE CORRECT LOCATIONS.

DOWL
920 Country Club Rd., Suite 100B
Eugene, OR 97401
541-683-6090
WWW.DOWL.COM

Project P21151
CENTENNIAL BLVD.
OVERLAY (Aspen-Prescott)

City of Springfield
PUBLIC WORKS / ENGINEERING
225 FIFTH STREET, SPRINGFIELD, OR 97477
PHONE (541) 726-3753 FAX (541) 726-3689
INTERNET www.springfield-or.gov
SPRINGFIELD OREGON

REGISTERED PROFESSIONAL ENGINEER
70925
Digitally Signed Date: 2022.02.16 09:34:20-08'00'
OREGON
JUNE 14, 2007
STANLEY ANGELOFF PETROFF

EXPIRES: 12/31/2022

PAY LIMITS

SCALE: 1" = 5'	SHEET A13 OF 50
DRAWN BY: S. WOLFER	
DESIGNED BY: K. LEINER	
CHECKED BY: S. PETROFF	

p21151 a5-a13.dwg

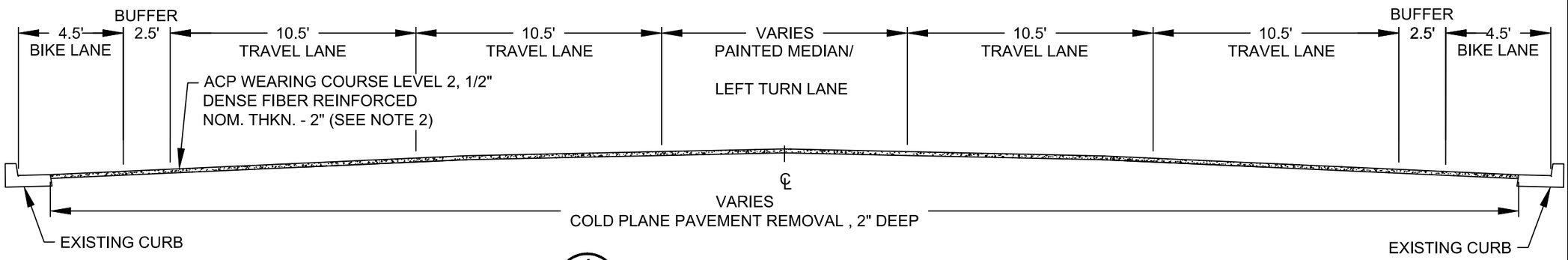

1 / B1 CENTENNIAL BLVD - ASPEN ST TO PRESCOTT LANE

STA. 0+34 to STA. 23+68

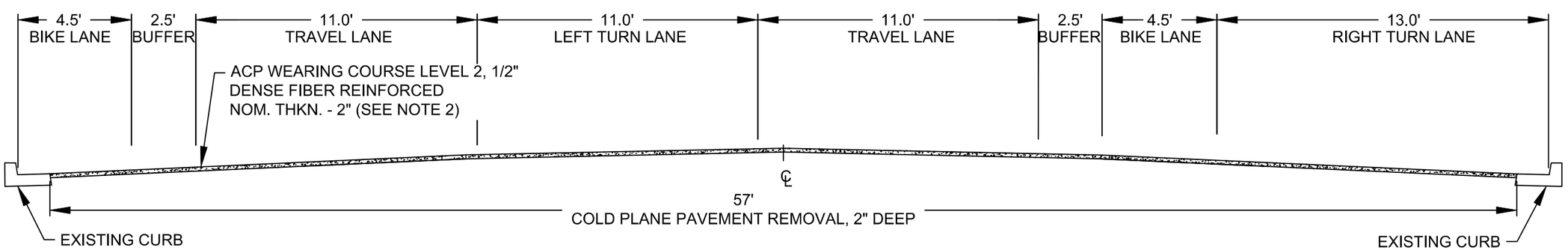

2 / B1 CENTENNIAL BLVD - ASPEN ST TO PRESCOTT LANE

STA 23+68 to STA 25+61

NOTE:
1. USE PG 64-22 BINDER IN LEVEL 2, 1/2" DENSE ACP.
2. ALTERNATE A: ACP WEARING COURSE LEVEL 2, 1/2" DENSE NOM. THKN. - 2"

p21151 b1-b3.dwg

No.	Revision/Issue	Date

811 Know what's **below.** **Call** before you dig.

UTILITY LOCATIONS ARE APPROXIMATE. THE CONTRACTOR SHALL BE RESPONSIBLE FOR DETERMINING UTILITY LOCATIONS PRIOR TO BEGINNING OF CONSTRUCTION. THESE PLANS MAY NOT SHOW ALL UTILITIES OR THE CORRECT LOCATIONS.

DOWL
920 Country Club Rd., Suite 100B
Eugene, OR 97401
541-683-6090
WWW.DOWL.COM

Project P21151
CENTENNIAL BLVD.
OVERLAY (Aspen-Prescott)

City of Springfield
PUBLIC WORKS / ENGINEERING
225 FIFTH STREET, SPRINGFIELD, OR 97477
PHONE (541) 726-3753 FAX (541) 726-3689
INTERNET www.springfield-or.gov

SPRINGFIELD OREGON

REGISTERED PROFESSIONAL ENGINEER
70925
OREGON
JUNE 14, 2007
STANLEY ANGELOFF PETROFF

Digitally Signed Date: 2022.02.16 09:34:43-08'00'

EXPIRES: 12/31/2022

TYPICAL SECTIONS

DRAWN BY:	S. WOLFER
DESIGNED BY:	K. LEINER
CHECKED BY:	S. PETROFF

SHEET **B1** OF **50**

ADVANCE WARNING

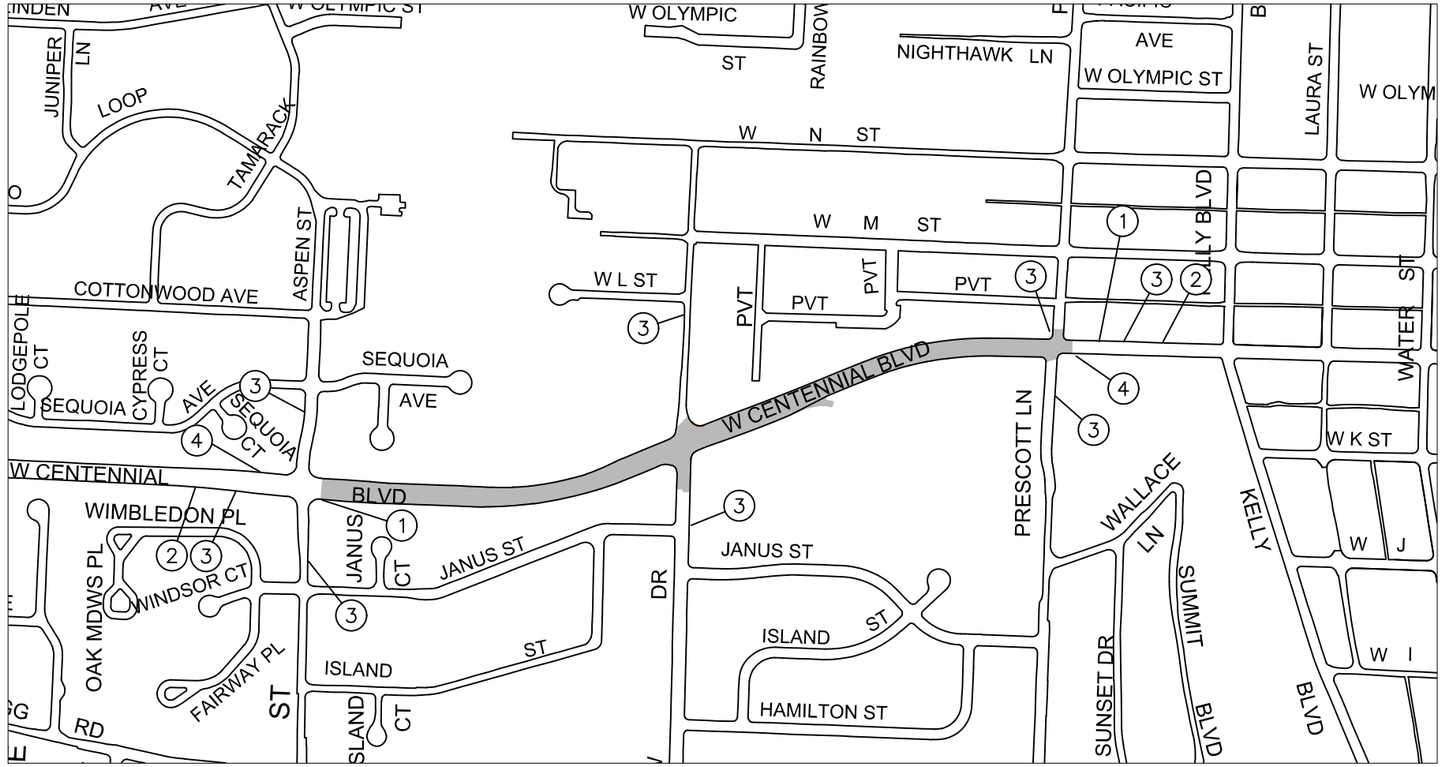

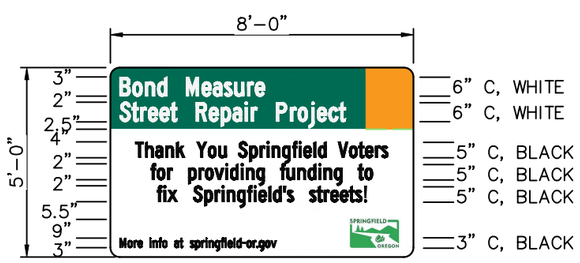

1
MOUNT ON TSS
(2 REQD.)

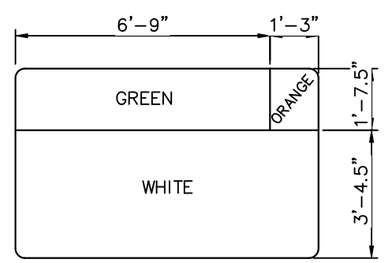

PROJECT SIGN BACKGROUND
COLOR DETAIL

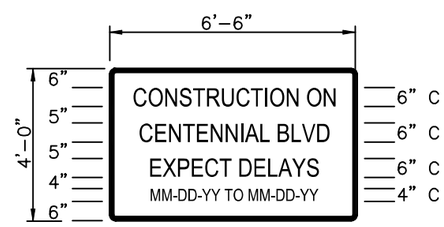

2
(2 REQD.)

W20–1
3
Mount on TSS
(8 reqd.)

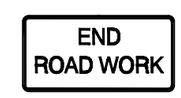

CG20–2
48"x24"
4
Mount on TSS
(2 reqd.)

CUSTOM PROJECT SIGN NOTES:

1. SIGNS TO BE PROVIDED BY THE CITY OF SPRINGFIELD.
2. MOUNT SIGN ON TWO 4"X6" WOOD POSTS DRILLED WITH TWO 2" HOLES AT GROUND LEVEL AT 90° ANGLES FOR BREAKAWAY PROTECTION) MINIMUM 14' LONG, 7" TO BOTTOM OF SIGN.
3. CONTRACTOR TO BE RESPONSIBLE FOR MOUNTING, MAINTAINING, REPAIR, OR REPLACEMENT OF SIGN DURING CONSTRUCTION.
4. SIGN LOCATION TO BE APPROVED BY ENGINEER.
5. SIGN INSTALLATION REQUIRED MINIMUM TWO BUSINESS DAYS PRIOR TO START OF WORK.
6. SIGN BACKGROUND: COLOR AS NOTED, STANDARD RETROREFLECTIVE SHEETING.
7. SIGN LEGEND: COLOR AS NOTED, NON–REFLECTIVE SHEETING.
8. REMOVE SIGN AND POSTS AFTER CONSTRUCTION.
9. PROJECT SIGNS TO BECOME PROPERTY OF THE CITY OF SPRINGFIELD UPON PROJECT COMPLETION. COORDINATE WITH THE CITY TO SALVAGE SIGNS.
10. ALL SIGNS TO FOLLOW SPACING DISTANCES SHOWN ON ODOT STANDARD DRAWING TM800.

No.	Revision/Issue	Date

811
Know what's **below.**
Call before you dig.

UTILITY LOCATIONS ARE APPROXIMATE. THE CONTRACTOR SHALL BE RESPONSIBLE FOR DETERMINING UTILITY LOCATIONS PRIOR TO BEGINNING OF CONSTRUCTION. THESE PLANS MAY NOT SHOW ALL UTILITIES OR THE CORRECT LOCATIONS.

DOWL
920 Country Club Rd., Suite 100B
Eugene, OR 97401
541-683-6090
WWW.DOWL.COM

Project P21151
CENTENNIAL BLVD.
OVERLAY (Aspen-Prescott)

City of Springfield
PUBLIC WORKS / ENGINEERING
225 FIFTH STREET, SPRINGFIELD, OR 97477
PHONE (541) 726-3753 FAX (541) 726-3689
INTERNET www.springfield-or.gov
SPRINGFIELD OREGON

REGISTERED PROFESSIONAL ENGINEER
70925
OREGON
JUNE 14, 2007
STANLEY ANGELOFF PETROFF
Digitally Signed Date: 2022.02.16 09:35:04-08'00'
EXPIRES: 12/31/2022

ADVANCE WARNING

NO SCALE		SHEET C1 OF 50
DRAWN BY:	S. WOLFER	
DESIGNED BY:	K. LEINER	
CHECKED BY:	S. PETROFF	

p21151 c01.dwg

STAGE 1

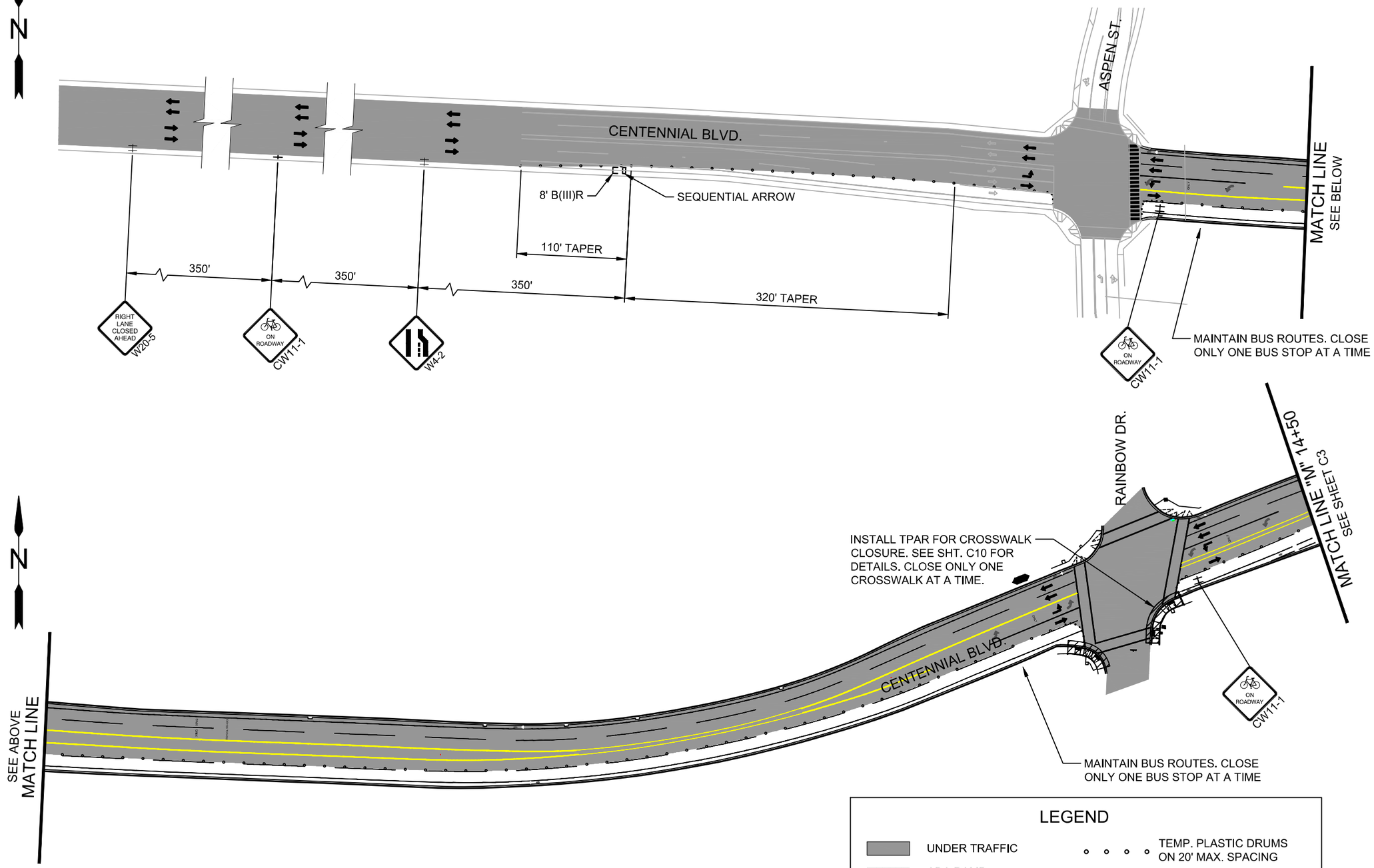

STAGE 1 NOTES:

1. CLOSE LANE ONLY AS NEEDED FOR WORK.
2. INSTALL TEMPORARY TRAFFIC CONTROL SIGNS AND DEVICES.
3. INSTALL EROSION CONTROL MEASURES.
4. INSTALL TPAR DEVICES.
5. CONSTRUCT ADA RAMPS AT DESIGNATED LOCATIONS (SEE DETAIL SHTS. J1-J11)

0 50 100 200

SCALE IN FEET

LEGEND

	UNDER TRAFFIC		TEMP. PLASTIC DRUMS ON 20' MAX. SPACING
	ADA RAMP CONSTRUCTION		TEMP. TUBULAR MARKERS ON 10' MAX. SPACING
	DIRECTION OF TRAFFIC		
	TEMP. BARRICADE TYPE III		TSS (TEMP. SIGN SUPPORT)

No.	Revision/Issue	Date

Know what's **below.** **Call** before you dig.

UTILITY LOCATIONS ARE APPROXIMATE. THE CONTRACTOR SHALL BE RESPONSIBLE FOR DETERMINING UTILITY LOCATIONS PRIOR TO BEGINNING OF CONSTRUCTION. THESE PLANS MAY NOT SHOW ALL UTILITIES OR THE CORRECT LOCATIONS.

DOWL
920 Country Club Rd., Suite 100B
Eugene, OR 97401
541-683-6090
WWW.DOWL.COM

Project P21151
CENTENNIAL BLVD. OVERLAY (Aspen-Prescott)

City of Springfield
PUBLIC WORKS / ENGINEERING
225 FIFTH STREET, SPRINGFIELD, OR 97477
PHONE (541) 726-3753 FAX (541) 726-3689
INTERNET www.springfield-or.gov
SPRINGFIELD OREGON

REGISTERED PROFESSIONAL ENGINEER
70925
OREGON
JUNE 14, 2007
STANLEY ANGELOFF PETROFF

Digitally Signed by
Date: 2022.02.16 09:35:29-08'00'

EXPIRES: 12/31/2022

TRAFFIC CONTROL PLAN

SCALE: 1' = 100'	SHEET C2 OF 50
DRAWN BY: S. WOLFER	
DESIGNED BY: K. LEINER	
CHECKED BY: S. PETROFF	

p21151 c02-c03.dwg

STAGE 1

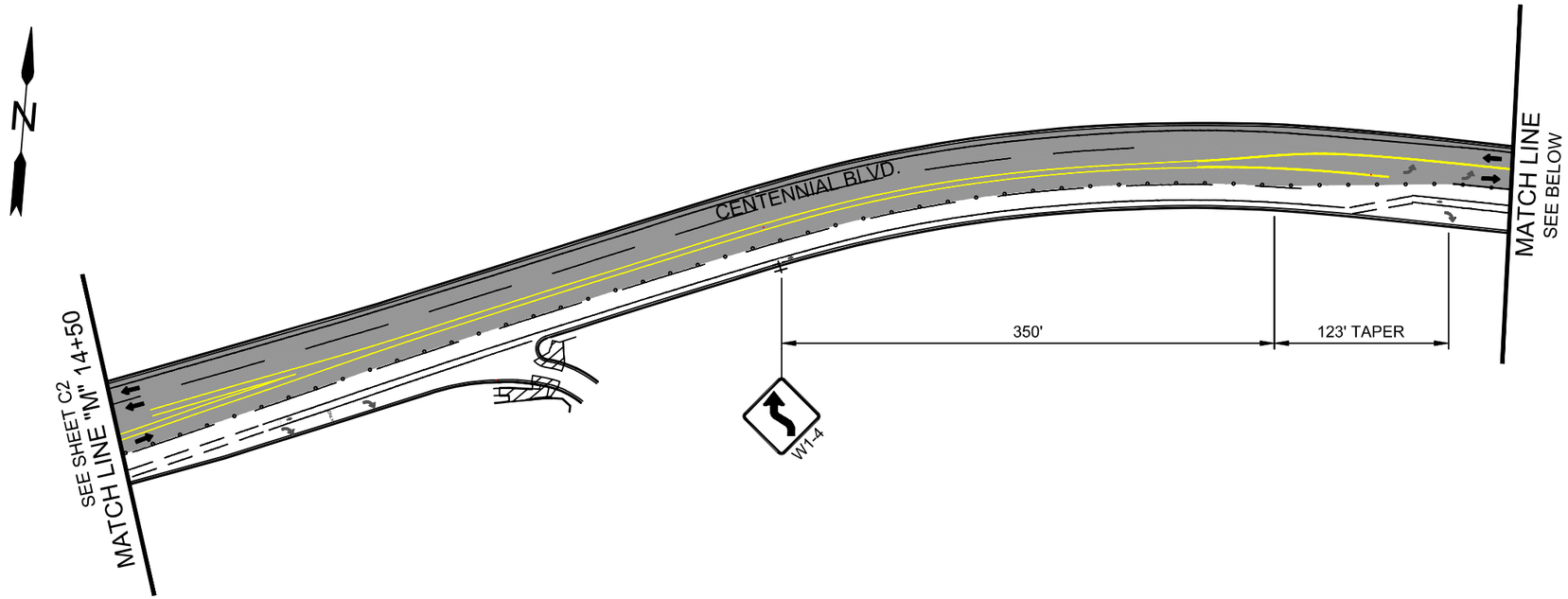

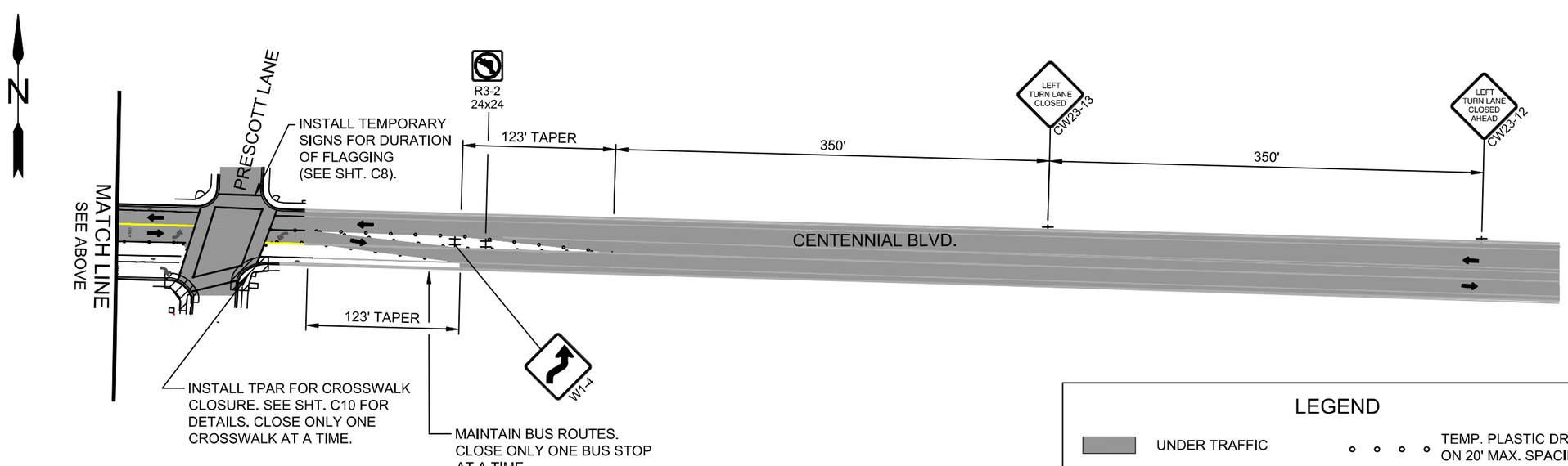

0 50 100 200

SCALE IN FEET

LEGEND

- UNDER TRAFFIC
- ADA RAMP CONSTRUCTION
- DIRECTION OF TRAFFIC
- TEMP. PLASTIC DRUMS ON 20' MAX. SPACING
- TEMP. TUBULAR MARKERS ON 10' MAX. SPACING
- TSS (TEMP. SIGN SUPPORT)

p21151 c02-c03.dwg

No.	Revision/Issue	Date

811 Know what's **below.** **Call** before you dig.

UTILITY LOCATIONS ARE APPROXIMATE. THE CONTRACTOR SHALL BE RESPONSIBLE FOR DETERMINING UTILITY LOCATIONS PRIOR TO BEGINNING OF CONSTRUCTION. THESE PLANS MAY NOT SHOW ALL UTILITIES OR THE CORRECT LOCATIONS.

DOWL
920 Country Club Rd., Suite 100B
Eugene, OR 97401
541-683-6090
WWW.DOWL.COM

Project P21151
CENTENNIAL BLVD. OVERLAY (Aspen-Prescott)

City of Springfield
PUBLIC WORKS / ENGINEERING
225 FIFTH STREET, SPRINGFIELD, OR 97477
PHONE (541) 726-3753 FAX (541) 726-3689
INTERNET www.springfield-or.gov
SPRINGFIELD OREGON

REGISTERED PROFESSIONAL ENGINEER
70925
Digitally Signed Date: 2022.02.16 09:35:51-08'00'
OREGON
JUNE 14, 2007
STANLEY ANGELOFF PETROFF

EXPIRES: 12/31/2022

TRAFFIC CONTROL PLAN

SCALE: 1' = 100'

DRAWN BY:	S. WOLFER
DESIGNED BY:	K. LEINER
CHECKED BY:	S. PETROFF

SHEET **C3** OF **50**

STAGE 2

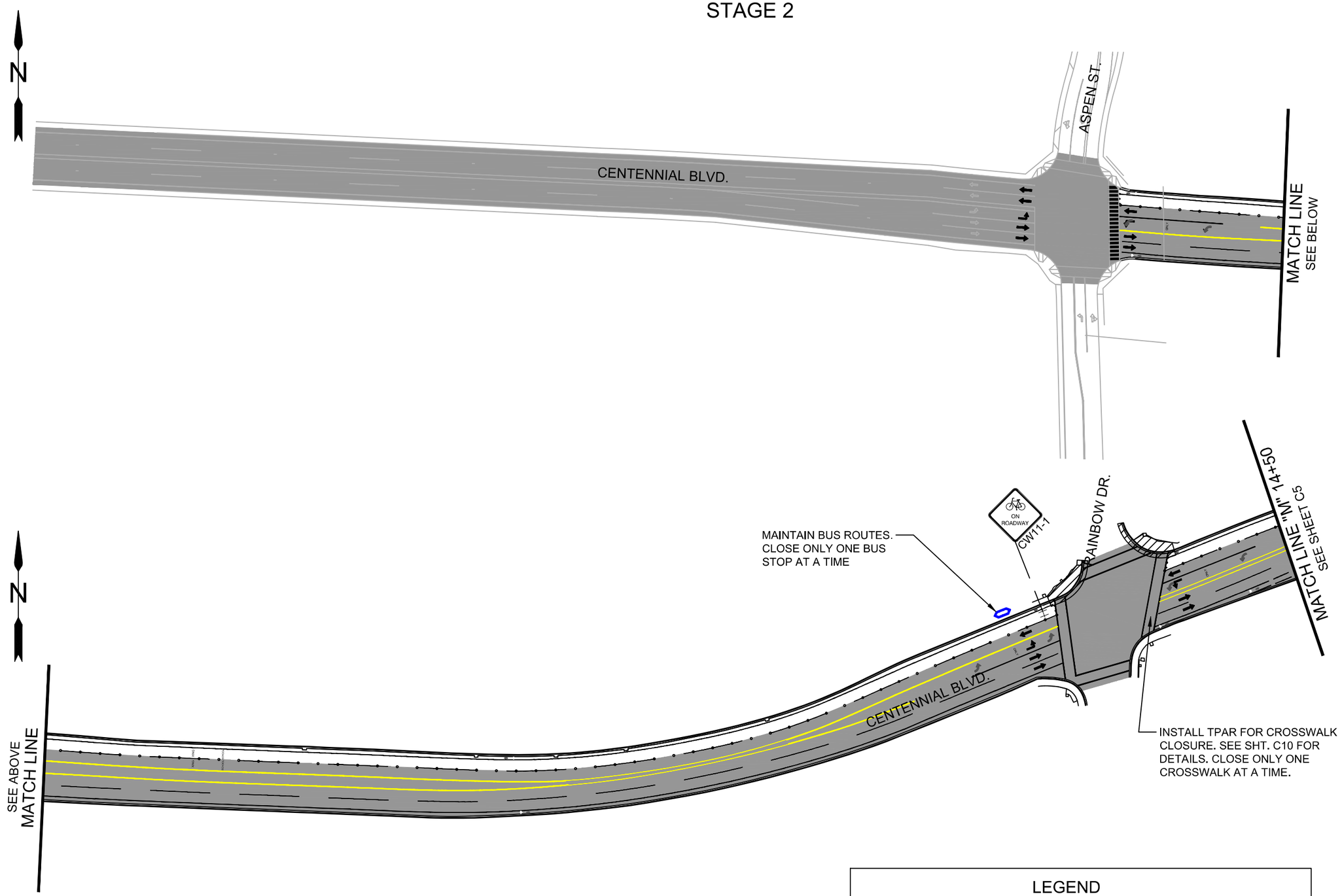

STAGE 2 NOTES:

1. CLOSE LANE ONLY AS NEEDED FOR WORK.
2. INSTALL TEMPORARY TRAFFIC CONTROL SIGNS AND DEVICES.
3. INSTALL EROSION CONTROL MEASURES.
4. INSTALL TPAR DEVICES.
5. CONSTRUCT ADA RAMPS AT DESIGNATED LOCATIONS (SEE DETAIL SHTS. J1-J11).

0 50 100 200

SCALE IN FEET

LEGEND

- UNDER TRAFFIC
- ADA RAMP CONSTRUCTION
- DIRECTION OF TRAFFIC
- TEMP. PLASTIC DRUMS ON 20' MAX. SPACING
- TEMP. TUBULAR MARKERS ON 10' MAX. SPACING
- TSS (TEMP. SIGN SUPPORT)

No.	Revision/ Issue	Date

811 Know what's below. Call before you dig.

UTILITY LOCATIONS ARE APPROXIMATE. THE CONTRACTOR SHALL BE RESPONSIBLE FOR DETERMINING UTILITY LOCATIONS PRIOR TO BEGINNING OF CONSTRUCTION. THESE PLANS MAY NOT SHOW ALL UTILITIES OR THE CORRECT LOCATIONS.

DOWL
920 Country Club Rd., Suite 100B
Eugene, OR 97401
541-683-6090
WWW.DOWL.COM

Project P21151
CENTENNIAL BLVD.
OVERLAY (Aspen-Prescott)

City of Springfield
SPRINGFIELD OREGON
PUBLIC WORKS / ENGINEERING
225 FIFTH STREET, SPRINGFIELD, OR 97477
PHONE (541) 726-3753 FAX (541) 726-3689
INTERNET www.springfield-or.gov

REGISTERED PROFESSIONAL ENGINEER
70925
OREGON
JUNE 14, 2007
STANLEY ANGELOFF PETROFF

Digitally Signed Date: 2022.02.16 09:36:16-08'00'

EXPIRES: 12/31/2022

TRAFFIC CONTROL PLAN

SCALE: 1' = 100'		SHEET C4 OF 50
DRAWN BY:	S. WOLFER	
DESIGNED BY:	K. LEINER	
CHECKED BY:	S. PETROFF	

p21151 c04-c05.dwg

STAGE 2

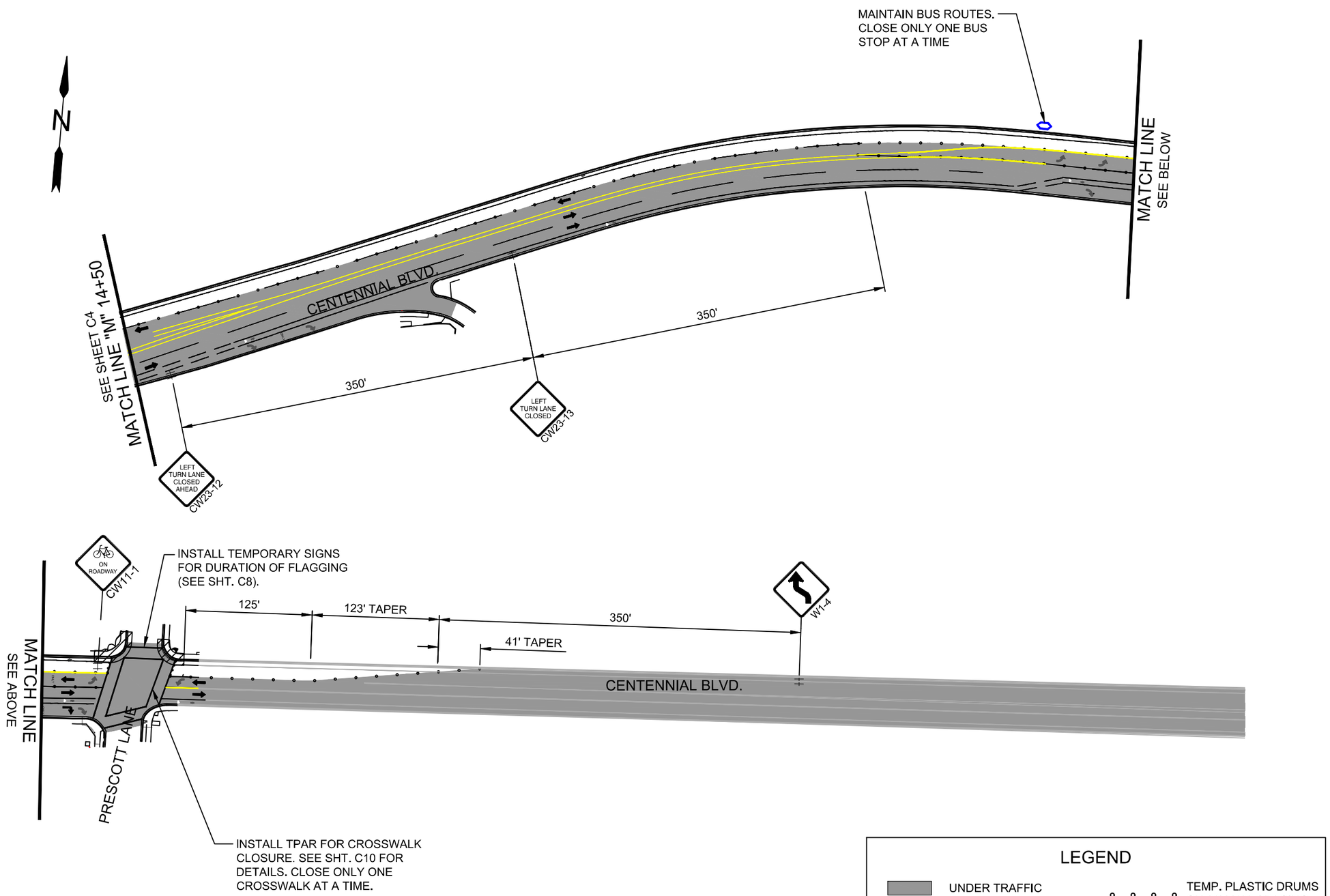

LEGEND

- UNDER TRAFFIC
- ADA RAMP CONSTRUCTION
- DIRECTION OF TRAFFIC
- TEMP. PLASTIC DRUMS ON 20' MAX. SPACING
- TSS (TEMP. SIGN SUPPORT)

No.	Revision/Issue	Date

Know what's **below.**
Call before you dig.

UTILITY LOCATIONS ARE APPROXIMATE. THE CONTRACTOR SHALL BE RESPONSIBLE FOR DETERMINING UTILITY LOCATIONS PRIOR TO BEGINNING OF CONSTRUCTION. THESE PLANS MAY NOT SHOW ALL UTILITIES OR THE CORRECT LOCATIONS.

DOWL
920 Country Club Rd., Suite 100B
Eugene, OR 97401
541-683-6090
WWW.DOWL.COM

Project P21151
CENTENNIAL BLVD.
OVERLAY (Aspen-Prescott)

City of Springfield
PUBLIC WORKS / ENGINEERING
225 FIFTH STREET, SPRINGFIELD, OR 97477
PHONE (541) 726-3753 FAX (541) 726-3689
INTERNET www.springfield-or.gov

REGISTERED PROFESSIONAL ENGINEER
70925
Digitally Signed Date: 2022.02.16 09:36:37-08'00'
OREGON
JUNE 14, 2007
STANLEY ANGELOFF PETROFF

EXPIRES: 12/31/2022

TRAFFIC CONTROL PLAN

SCALE: 1' = 100'

DRAWN BY:	S. WOLFER
DESIGNED BY:	K. LEINER
CHECKED BY:	S. PETROFF

SHEET **C5** OF **50**

p21151 c04-c05.dwg

STAGE 3

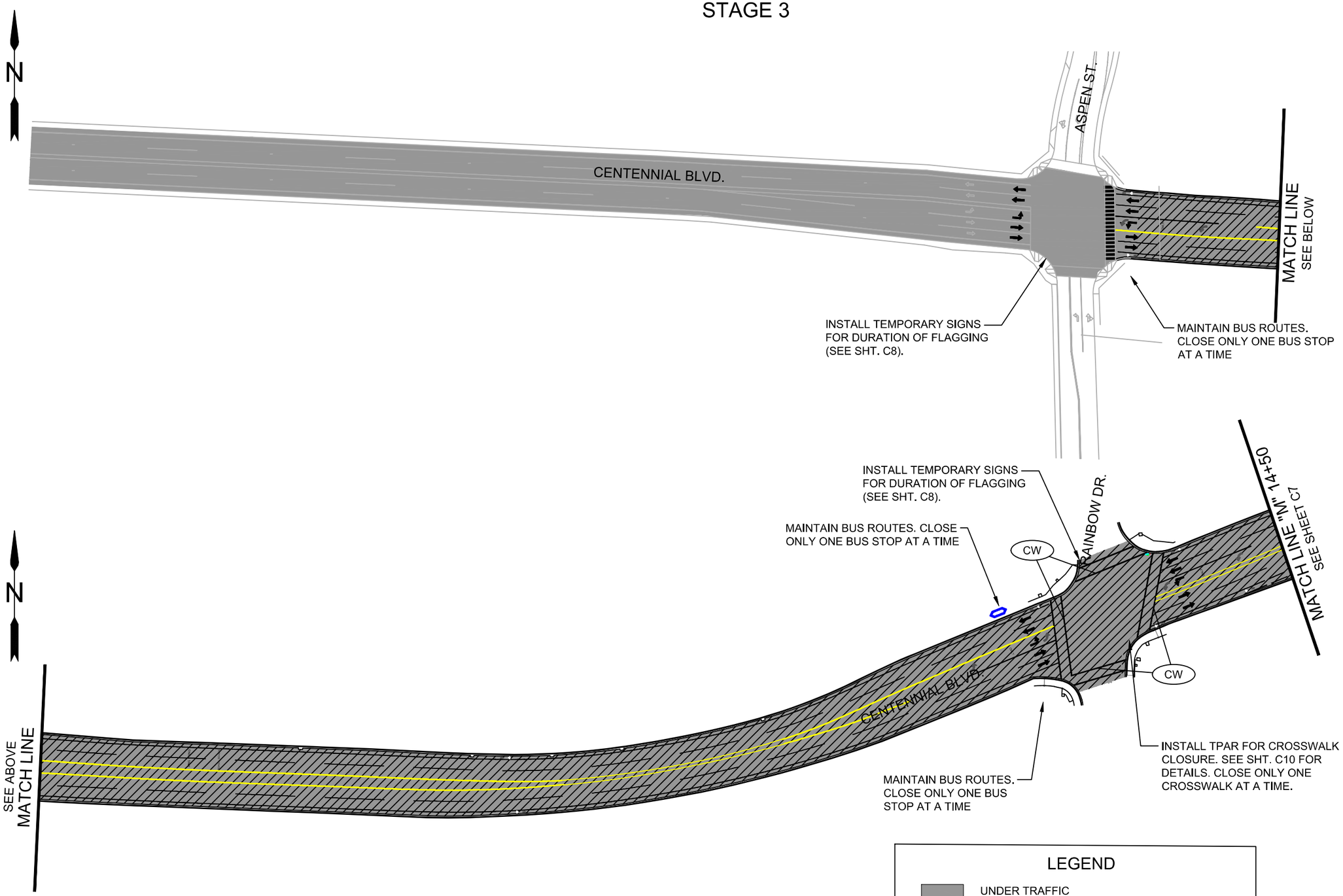

STAGE 3 NOTES:

1. CLOSE ONE OR MORE LANES AS NEEDED FOR WORK. MAINTAIN ONE TRAFFIC LANE OPEN IN EACH DIRECTION.
2. INSTALL EROSION CONTROL MEASURES.
3. PERFORM 2-INCH COLD PLANE PAVEMENT REMOVAL
4. INSTALL TEMPORARY CROSSWALK STRIPING.
5. INSTALL 2-INCH ACP WEARING COURSE (SEE SHT. B1).
6. INSTALL PERMANENT STRIPING (SEE SHTS. S1-S4).

0 50 100 200

SCALE IN FEET

LEGEND

- UNDER TRAFFIC
- UNDER CONSTRUCTION
- DIRECTION OF TRAFFIC
- CW — INSTALL STANDARD CROSSWALK TWO 1' WHITE BARS WITH TEMP. REMOVABLE TAPE

p21151 c06-c08.dwg

No.	Revision/Issue	Date

Know what's **below.**
Call before you dig.

UTILITY LOCATIONS ARE APPROXIMATE. THE CONTRACTOR SHALL BE RESPONSIBLE FOR DETERMINING UTILITY LOCATIONS PRIOR TO BEGINNING OF CONSTRUCTION. THESE PLANS MAY NOT SHOW ALL UTILITIES OR THE CORRECT LOCATIONS.

DOWL
920 Country Club Rd., Suite 100B
Eugene, OR 97401
541-683-6090
WWW.DOWL.COM

Project P21151
CENTENNIAL BLVD. OVERLAY (Aspen-Prescott)

City of Springfield
PUBLIC WORKS / ENGINEERING
225 FIFTH STREET, SPRINGFIELD, OR 97477
PHONE (541) 726-3753 FAX (541) 726-3689
INTERNET www.springfield-or.gov

REGISTERED PROFESSIONAL ENGINEER
70925
Digitally Signed Date: 2022.02.16 09:37:38-08'00'
OREGON
JUNE 14, 2007
STANLEY ANGELOFF PETROFF

EXPIRES: 12/31/2022

TRAFFIC CONTROL PLAN

SCALE: 1' = 100'	SHEET C6 OF 50
DRAWN BY: S. WOLFER	
DESIGNED BY: K. LEINER	
CHECKED BY: S. PETROFF	

STAGE 3

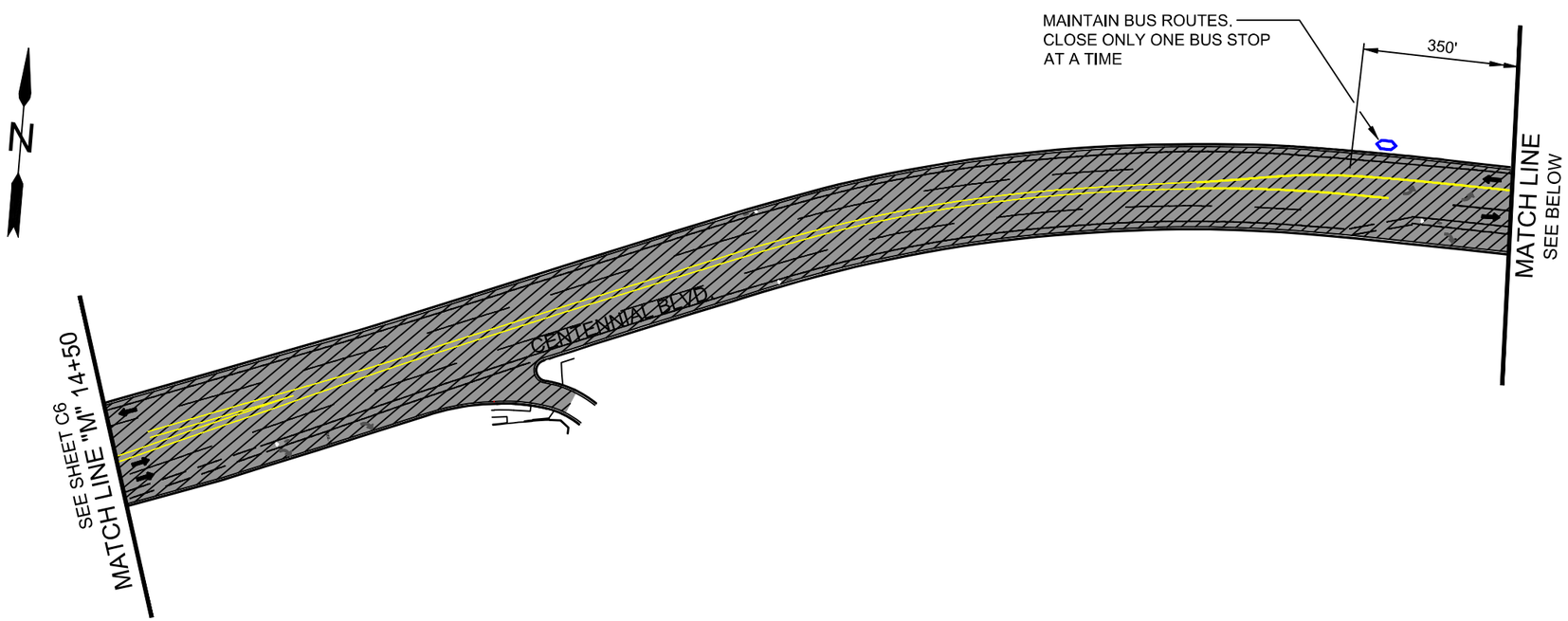

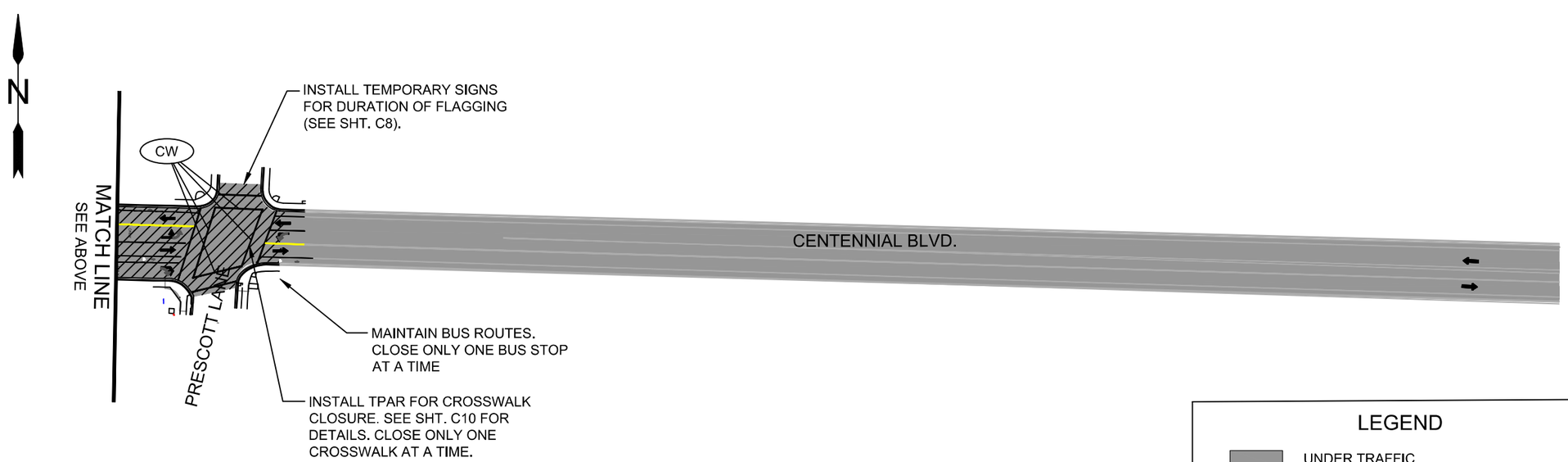

0 50 100 200
SCALE IN FEET

LEGEND

- UNDER TRAFFIC
- UNDER CONSTRUCTION
- DIRECTION OF TRAFFIC
- CW — INSTALL STANDARD CROSSWALK TWO 1' WHITE BARS WITH TEMP. REMOVABLE TAPE

No.	Revision/Issue	Date

811
Know what's **below.**
Call before you dig.

UTILITY LOCATIONS ARE APPROXIMATE. THE CONTRACTOR SHALL BE RESPONSIBLE FOR DETERMINING UTILITY LOCATIONS PRIOR TO BEGINNING OF CONSTRUCTION. THESE PLANS MAY NOT SHOW ALL UTILITIES OR THE CORRECT LOCATIONS.

DOWL
920 Country Club Rd., Suite 100B
Eugene, OR 97401
541-683-6090
WWW.DOWL.COM

Project P21151
CENTENNIAL BLVD.
OVERLAY (Aspen-Prescott)

City of Springfield
PUBLIC WORKS / ENGINEERING
225 FIFTH STREET, SPRINGFIELD, OR 97477
PHONE (541) 726-3753 FAX (541) 726-3689
INTERNET www.springfield-or.gov
SPRINGFIELD OREGON

REGISTERED PROFESSIONAL ENGINEER
70925
OREGON
JUNE 14, 2007
STANLEY ANGELOFF PETROFF
Digitally Signed Date: 2022.02.16 09:38:00-08'00'
EXPIRES: 12/31/2022

TRAFFIC CONTROL PLAN

SCALE: 1' = 100'	SHEET C7 OF 50
DRAWN BY: S. WOLFER	
DESIGNED BY: K. LEINER	
CHECKED BY: S. PETROFF	

p21151 c06-c08.dwg

FLAGGING SIGN DETAILS

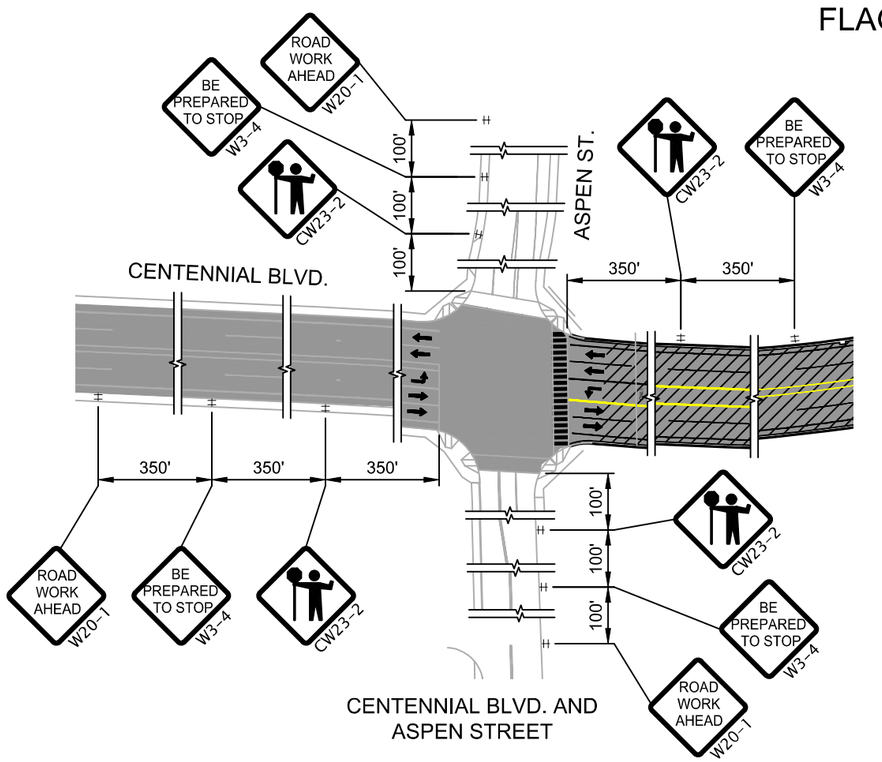

CENTENNIAL BLVD. AND ASPEN STREET

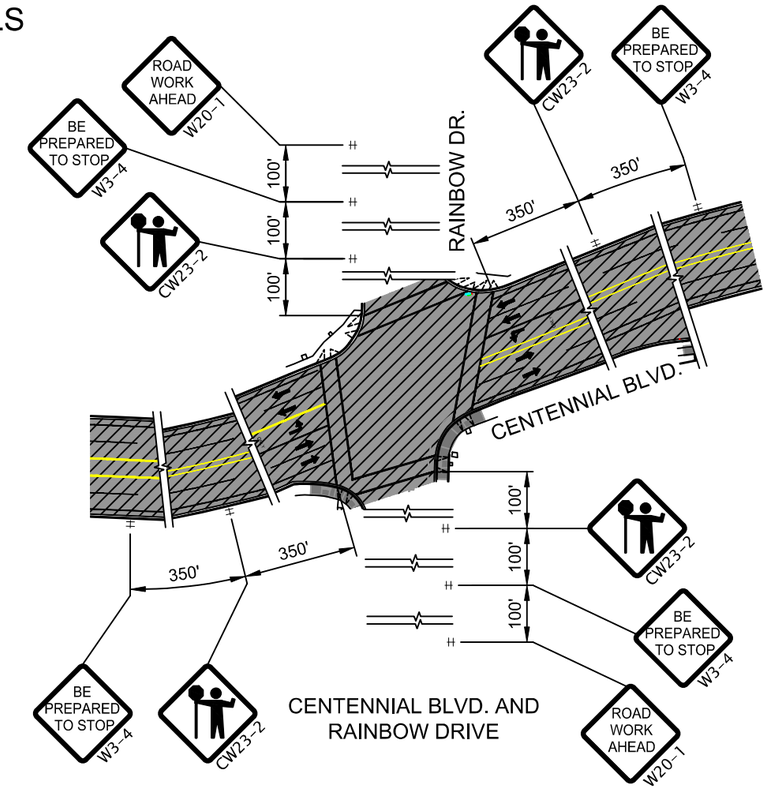

CENTENNIAL BLVD. AND RAINBOW DRIVE

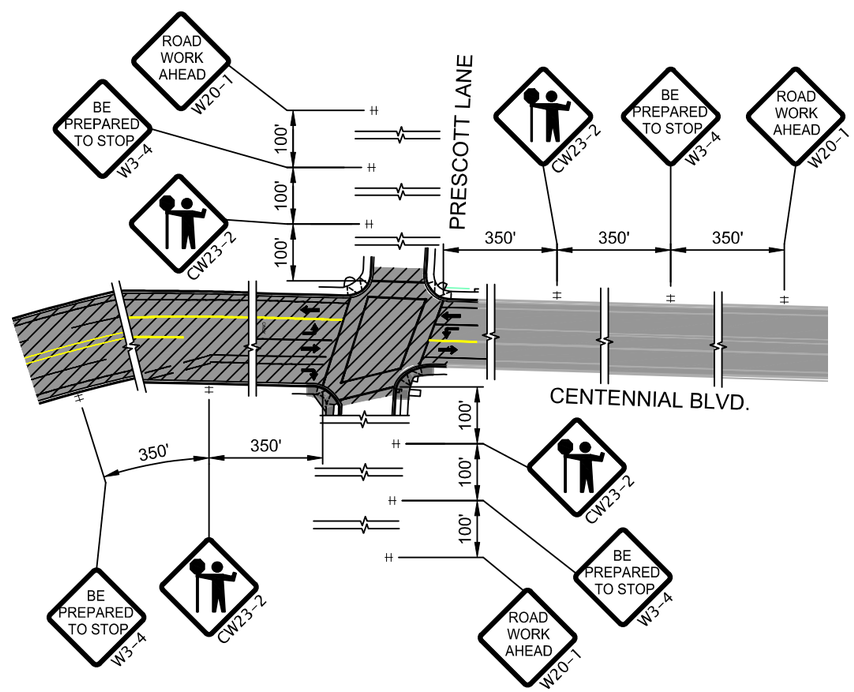

CENTENNIAL BLVD. AND PRESCOTT LANE

0 50 100 200

SCALE IN FEET

No.	Revision/Issue	Date

811 Know what's **below.** **Call** before you dig.

UTILITY LOCATIONS ARE APPROXIMATE. THE CONTRACTOR SHALL BE RESPONSIBLE FOR DETERMINING UTILITY LOCATIONS PRIOR TO BEGINNING OF CONSTRUCTION. THESE PLANS MAY NOT SHOW ALL UTILITIES OR THE CORRECT LOCATIONS.

DOWL
920 Country Club Rd., Suite 100B
Eugene, OR 97401
541-683-6090
WWW.DOWL.COM

Project P21151
CENTENNIAL BLVD. OVERLAY (Aspen-Prescott)

City of Springfield
PUBLIC WORKS / ENGINEERING
225 FIFTH STREET, SPRINGFIELD, OR 97477
PHONE (541) 726-3753 FAX (541) 726-3689
INTERNET www.springfield-or.gov

SPRINGFIELD OREGON

REGISTERED PROFESSIONAL ENGINEER
70925
OREGON
JUNE 14, 2007
STANLEY ANGELOFF PETROFF

Digitally Signed Date: 2022.02.16 09:55:22-08'00'

EXPIRES: 12/31/2022

TRAFFIC CONTROL PLAN

SCALE: 1' = 100'

DRAWN BY:	S. WOLFER
DESIGNED BY:	K. LEINER
CHECKED BY:	S. PETROFF

SHEET **C8** OF **50**

p21151 c06-c08.dwg

CENTENNIAL BLVD. OVERLAY

Use this table to determine which Standard Drawing or TPAR Details apply to a corner by cross reference with the Intersection. If more than one detail is selected choose the most appropiate option for construction staging. Plans may be modified in the field upon approval by the Engineer.

Alignment/Station	Ramp Intersection/Location	Temp. Pedestrian Access Route Plan (TPAR) TPAR Detail (Corner #)	
		TPAR Detail 1 (Sht. C10)	TPAR Detail 2 (Sht. C10)
"M" 11+95.00	Centennial Blvd. & Rainbow Dr. / SW		✓
"M" 12+70.00	Centennial Blvd. & Rainbow Dr. / SE		✓
"M" 13+25.00	Centennial Blvd. & Rainbow Dr. / NE		✓
"M" 12+35.00	Centennial Blvd. & Rainbow Dr. / NW		✓
"M" 17+45.00	Centennial Blvd. & Centennial Center Entrance / SW	✓	
"M" 17+55.00	Centennial Blvd. & Centennial Center Entrance / SE	✓	
"M" 25+02.00	Centennial Blvd. & Prescott Ln. / SW		✓
"M" 25+53.00	Centennial Blvd. & Prescott Ln. / SE		✓
"M" 25+72.00	Centennial Blvd. & Prescott Ln. / NE		✓
"M" 25+23.00	Centennial Blvd. & Prescott Ln. / NW		✓

GENERAL NOTES:

1. INSTALL TPAR DEVICES IN ALL LOCATIONS WHERE CONSTRUCTION WILL AFFECT EXISTING PEDESTRIAN ROUTES PRIOR TO PERFORMING REMOVAL WORK, DURING EVERY CONSTRUCTION STAGE.
2. TPAR PAVEMENT MUST BE IN PLACE BEFORE RECEIVING PEDESTRIAN TRAFFIC IN TEMPORARY OR PERMANENT CONFIGURATIONS, AND MUST BE FREE OF VERTICAL DISCONTINUITIES GREATER THAN ¼ INCH. INSTALL TEMPORARY WEDGE AS APPROVED.
3. UTILIZE TPAR DETAIL 2 WHEN CLOSING SIGNALIZED CROSSING AT FOUR-LEGGED SIGNALIZED INTERSECTIONS.
4. FOR CROSSINGS FROM A TPAR, INSTALL A TEMPORARY TRUNCATED DOME ON EXISTING SURFACE WHERE THE EXISTING CROSSINGS PROVIDED A DETECTABLE WARNING. INSTALL THE TEMPORARY TRUNCATED DOME IN A LOCATION WHICH SERVES ALL PHASES OF THE TPAR PLAN.
5. FOLLOWING THE COMPLETION OF CONCRETE SIDEWALK, ENSURE MEASURES ARE IN PLACE TO PROTECT THE PUBLIC FROM ALL CONSTRUCTION HAZARDS BEFORE OPENING THE AREA TO PEDESTRIAN TRAFFIC.
6. CONSTRUCTION WORK ON ADA RAMPS SHALL NOT BE DONE CONCURRENT WITH THE GRIND/INLAY OR ACP FULL DEPTH CONSTRUCTION PROCESS.
7. WHEN UTILIZING BIKE LANES FOR A TEMPORARY PEDESTRIAN ACCESS ROUTE USE "BIKE ON ROADWAY SIGNS" (CW11-1).
8. LIMIT IMPACTS TO ONE CORNER OF AN INTERSECTION AT A TIME UNLESS SHOWN OTHERWISE.
9. DURING NON-WORK HOURS ANY OPEN EXCAVATED LOCATIONS MUST BE BLOCKED FROM BOTH VEHICULAR AND PEDESTRIAN TRAFFIC USING APPROVED TRAFFIC CONTROL DEVICES.

No.	Revision/Issue	Date

811 Know what's below. Call before you dig.

UTILITY LOCATIONS ARE APPROXIMATE. THE CONTRACTOR SHALL BE RESPONSIBLE FOR DETERMINING UTILITY LOCATIONS PRIOR TO BEGINNING OF CONSTRUCTION. THESE PLANS MAY NOT SHOW ALL UTILITIES OR THE CORRECT LOCATIONS.

DOWL
920 Country Club Rd., Suite 100B
Eugene, OR 97401
541-683-6090
WWW.DOWL.COM

Project P21151
CENTENNIAL BLVD. OVERLAY (Aspen-Prescott)

City of Springfield
PUBLIC WORKS / ENGINEERING
225 FIFTH STREET, SPRINGFIELD, OR 97477
PHONE (541) 726-3753 FAX (541) 726-3689
INTERNET www.springfield-or.gov
SPRINGFIELD OREGON

REGISTERED PROFESSIONAL ENGINEER
70925
Digitally Signed Date: 2022.02.16 09:55:47-08'00'
OREGON
JUNE 14, 2007
STANLEY ANGELOFF PETROFF
EXPIRES: 12/31/2022

TPAR

SCALE: NTS

DRAWN BY: S. WOLFER
DESIGNED BY: K. LEINER
CHECKED BY: S. PETROFF

SHEET C9 OF 50

p21151 c09-c11.dwg

TPAR DETAIL 1

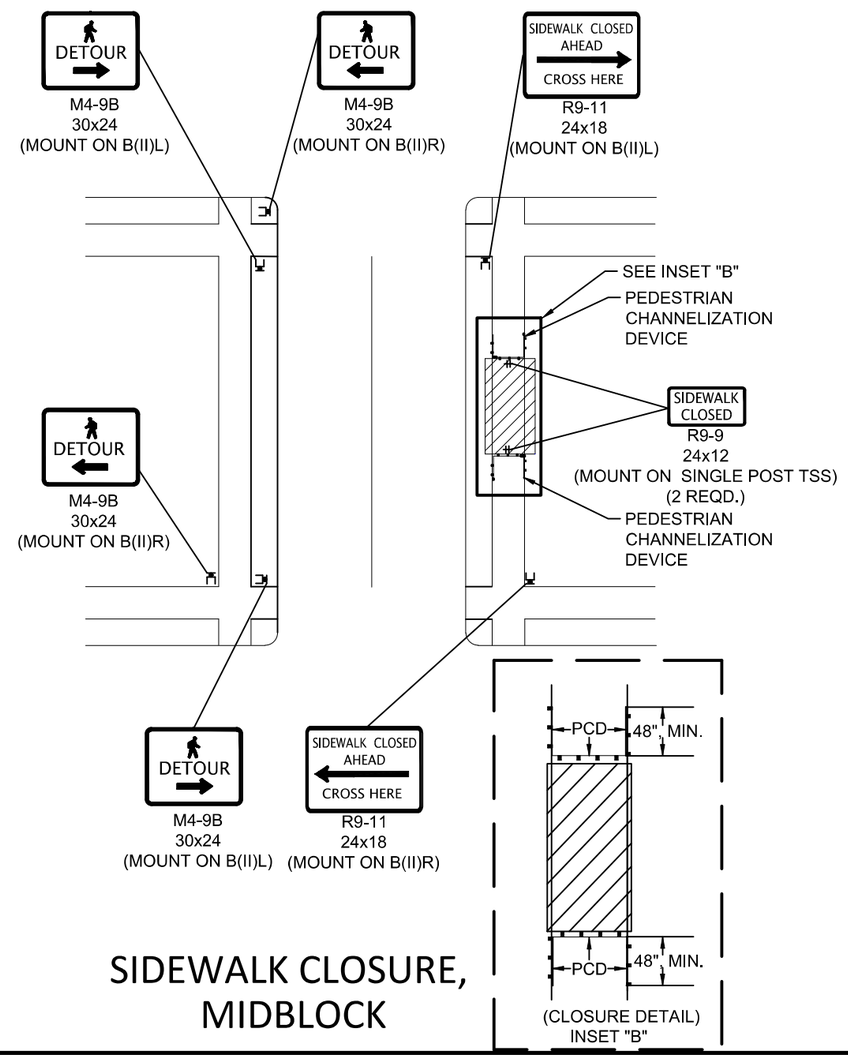

SIDEWALK CLOSURE, MIDBLOCK

TPAR DETAIL 2

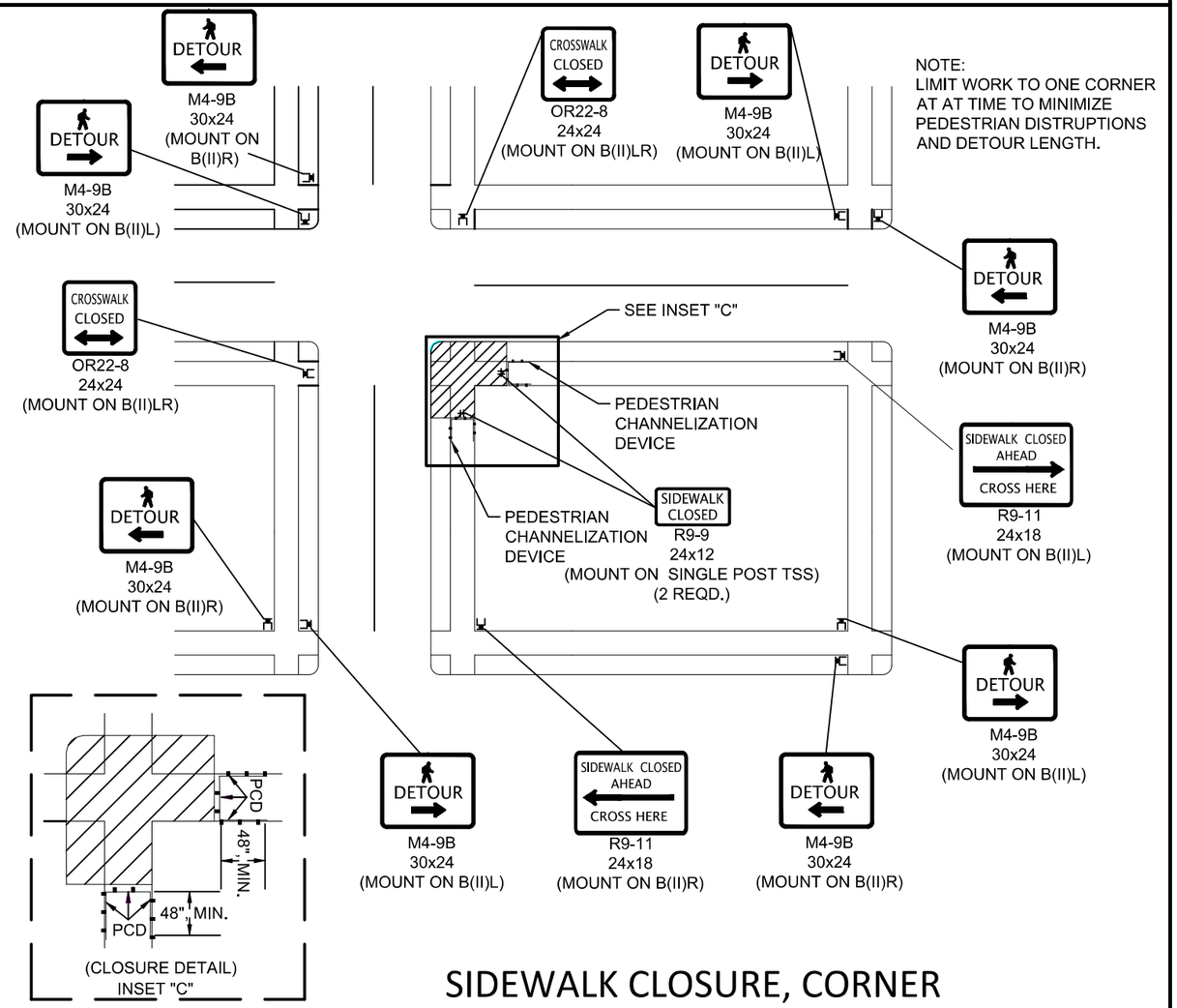

SIDEWALK CLOSURE, CORNER

GENERAL NOTES:

WHEN CLOSING OR RELOCATING CROSSWALKS OR OTHER PEDESTRIAN FACILITIES PROVIDE ADA COMPLIANT FACILITIES. INCLUDE ACCESSIBILITY FEATURES CONSISTENT WITH EXISTING PEDESTRIAN FACILITIES BY PROVIDING ADEQUATE SLOPE TRANSITIONS AND SURFACING.

PROVIDE NON-SLIP, 60 INCH MINIMUM WIDE SURFACE THROUGH ENTIRE PEDESTRIAN ROUTE. IF NOT POSSIBLE, PROVIDE 48" MIN. WIDTH WITH 60" X 60" PASSING SPACES EVERY 200 FEET ALONG THE ROUTE.

ONLY TCD FOR PEDESTRIANS ARE SHOWN. OTHER DEVICES MAY BE NECESSARY TO CONTROL VEHICULAR TRAFFIC.

STAGE WORK, AS NECESSARY, TO PROVIDE A TEMPORARY PEDESTRIAN ACCESS ROUTE AT ALL TIMES. FOR ROADWAYS WITH NO AVAILABLE DETOURS, MAINTAIN ONE OPEN SIDEWALK AT ALL TIMES.

MINIMIZE PEDESTRIAN OUT-OF-DIRECTION TRAVEL.

MOVE SIGNS AS NECESSARY TO ACCOMODATE CONSTRUCTION PHASE CHANGES.

WHEN TRAFFIC LANE CLOSURE IS NECESSARY, SEE SHT. C23 FOR DETAILS.

FOR TAPER, BUFFER AND SIGN SPACING LENGTHS, SEE ODOT STD. DWG. TM800.

FOR BARRICADE AND TEMPORARY SIGN SUPPORTS, SEE ODOT STD. DWGS. TM820 & TM821.

CONSTRUCTION SEQUENCE:

1. INSTALL ALL DEVICES REQUIRED BY THE TRAFFIC CONTROL PLAN.
2. INSTALL TPAR DEVICES PRIOR TO CURB, GUTTER AND SIDEWALK REMOVAL.
3. ENSURE ALL PEDESTRIAN DETOUR SIGNS AND DEVICES ARE IN PLACE BEFORE COVERING THE PEDESTRIAN SIGNALS AND CLOSING THE CROSSING.
4. INSTALL CURB, GUTTER AND SIDEWALK.
5. FOLLOWING THE COMPLETION OF CURB, GUTTER AND CONCRETE SIDEWALK, ENSURE MEASURES ARE IN PLACE TO PROTECT THE PUBLIC FROM ALL CONSTRUCTION HAZARDS.

LEGEND

- UNDER CONSTRUCTION
- PEDESTRIAN CHANNELIZATION DEVICE
- SIGN ON BARRICADE
- TEMPORARY SIGN SUPPORT (TSS)

No.	Revision/Issue	Date

811 Know what's below. Call before you dig.

UTILITY LOCATIONS ARE APPROXIMATE. THE CONTRACTOR SHALL BE RESPONSIBLE FOR DETERMINING UTILITY LOCATIONS PRIOR TO BEGINNING OF CONSTRUCTION. THESE PLANS MAY NOT SHOW ALL UTILITIES OR THE CORRECT LOCATIONS.

DOWL
920 Country Club Rd., Suite 100B
Eugene, OR 97401
541-683-6090
WWW.DOWL.COM

Project P21151
CENTENNIAL BLVD. OVERLAY (Aspen-Prescott)

City of Springfield
PUBLIC WORKS / ENGINEERING
225 FIFTH STREET, SPRINGFIELD, OR 97477
PHONE (541) 726-3753 FAX (541) 726-3689
INTERNET www.springfield-or.gov
SPRINGFIELD OREGON

REGISTERED PROFESSIONAL ENGINEER
70925
Digitally Signed Date: 2022.02.16 09:56:11-08'00'
OREGON
JUNE 14, 2007
STANLEY ANGELOFF PETROFF

EXPIRES: 12/31/2022

TPAR

SCALE: NTS		SHEET C10 OF 50
DRAWN BY:	S. WOLFER	
DESIGNED BY:	K. LEINER	
CHECKED BY:	S. PETROFF	

p21151 c09-c11.dwg

CROSSWALK CLOSURE DETAIL
TCP TPAR DETAIL

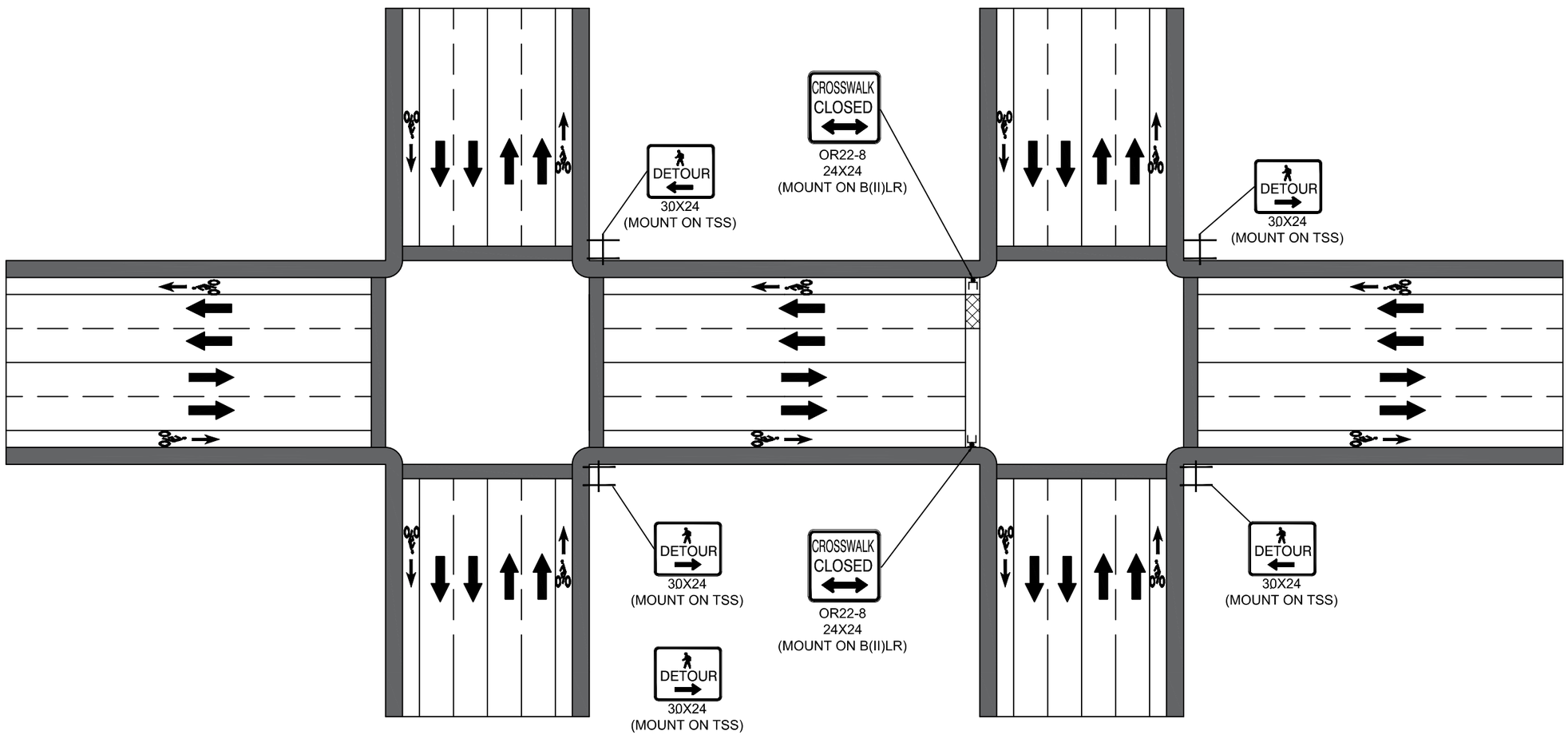

GENERAL NOTES:

WHEN CLOSING OR RELOCATING CROSSWALKS OR OTHER PEDESTRIAN FACILITIES PROVIDE ADA COMPLIANT FACILITIES. INCLUDE ACCESSIBILITY FEATURES CONSISTENT WITH EXISTING PEDESTRIAN FACILITIES BY PROVIDING ADEQUATE SLOPE TRANSITIONS AND SURFACING.

PROVIDE NON-SLIP, 60 INCH MINIMUM WIDE SURFACE THROUGH ENTIRE PEDESTRIAN ROUTE. IF NOT POSSIBLE, PROVIDE 48" MIN. WIDTH WITH 60" X 60" PASSING SPACES EVERY 200 FEET ALONG THE ROUTE.

ONLY TCD FOR PEDESTRIANS ARE SHOWN. OTHER DEVICES MAY BE NECESSARY TO CONTROL VEHICULAR TRAFFIC.

STAGE WORK, AS NECESSARY, TO PROVIDE A TEMPORARY PEDESTRIAN ACCESS ROUTE AT ALL TIMES. FOR ROADWAYS WITH NO AVAILABLE DETOURS, MAINTAIN ONE OPEN SIDEWALK AT ALL TIMES.

MINIMIZE PEDESTRIAN OUT-OF-DIRECTION TRAVEL.

MOVE SIGNS AS NECESSARY TO ACCOMODATE CONSTRUCTION PHASE CHANGES.

FOR BARRICADE AND TEMPORARY SIGN SUPPORTS, SEE ODOT STD. DWGS. TM820 & TM821.

LEGEND

- UNDER CONSTRUCTION
- TEMPORARY PEDESTRIAN ACCESS ROUTE
- SIGN ON BARRICADE
- TEMPORARY SIGN SUPPORT (TSS)

CONSTRUCTION SEQUENCE:

1. INSTALL ALL DEVICES REQUIRED BY THE TRAFFIC CONTROL PLAN.
2. INSTALL TPAR DEVICES PRIOR TO FULL DEPTH COLD PLANE PVMT. REMOVAL.
3. ENSURE ALL PEDESTRIAN DETOUR SIGNS AND DEVICES ARE IN PLACE BEFORE COVERING THE PEDESTRIAN SIGNALS AND CLOSING THE CROSSING.
4. RECONSTRUCT AS DESIGNATED ACCORDING TO TRAFFIC CONTROL PLAN.
5. FOLLOWING THE COMPLETION OF RECONSTRUCTION ENSURE MEASURES ARE IN PLACE TO PROTECT THE PUBLIC FROM ALL CONSTRUCTION HAZARDS.

No.	Revision/Issue	Date

811
Know what's **below.**
Call before you dig.

UTILITY LOCATIONS ARE APPROXIMATE. THE CONTRACTOR SHALL BE RESPONSIBLE FOR DETERMINING UTILITY LOCATIONS PRIOR TO BEGINNING OF CONSTRUCTION. THESE PLANS MAY NOT SHOW ALL UTILITIES OR THE CORRECT LOCATIONS.

DOWL
920 Country Club Rd., Suite 100B
Eugene, OR 97401
541-683-6090
WWW.DOWL.COM

Project P21151
CENTENNIAL BLVD.
OVERLAY (Aspen-Prescott)

City of Springfield

PUBLIC WORKS / ENGINEERING
225 FIFTH STREET, SPRINGFIELD, OR 97477
PHONE (541) 726-3753 FAX (541) 726-3689
INTERNET www.springfield-or.gov

SPRINGFIELD OREGON

REGISTERED PROFESSIONAL ENGINEER
70925
Digitally Signed Date: 2022.02.16 09:56:37-08'00'
OREGON
JUNE 14, 2007
STANLEY ANGELOFF PETROFF

EXPIRES: 12/31/2022

TPAR

SCALE: NTS

DRAWN BY:	S. WOLFER
DESIGNED BY:	K. LEINER
CHECKED BY:	S. PETROFF

SHEET C11 OF 50

p21151 c09-c11.dwg

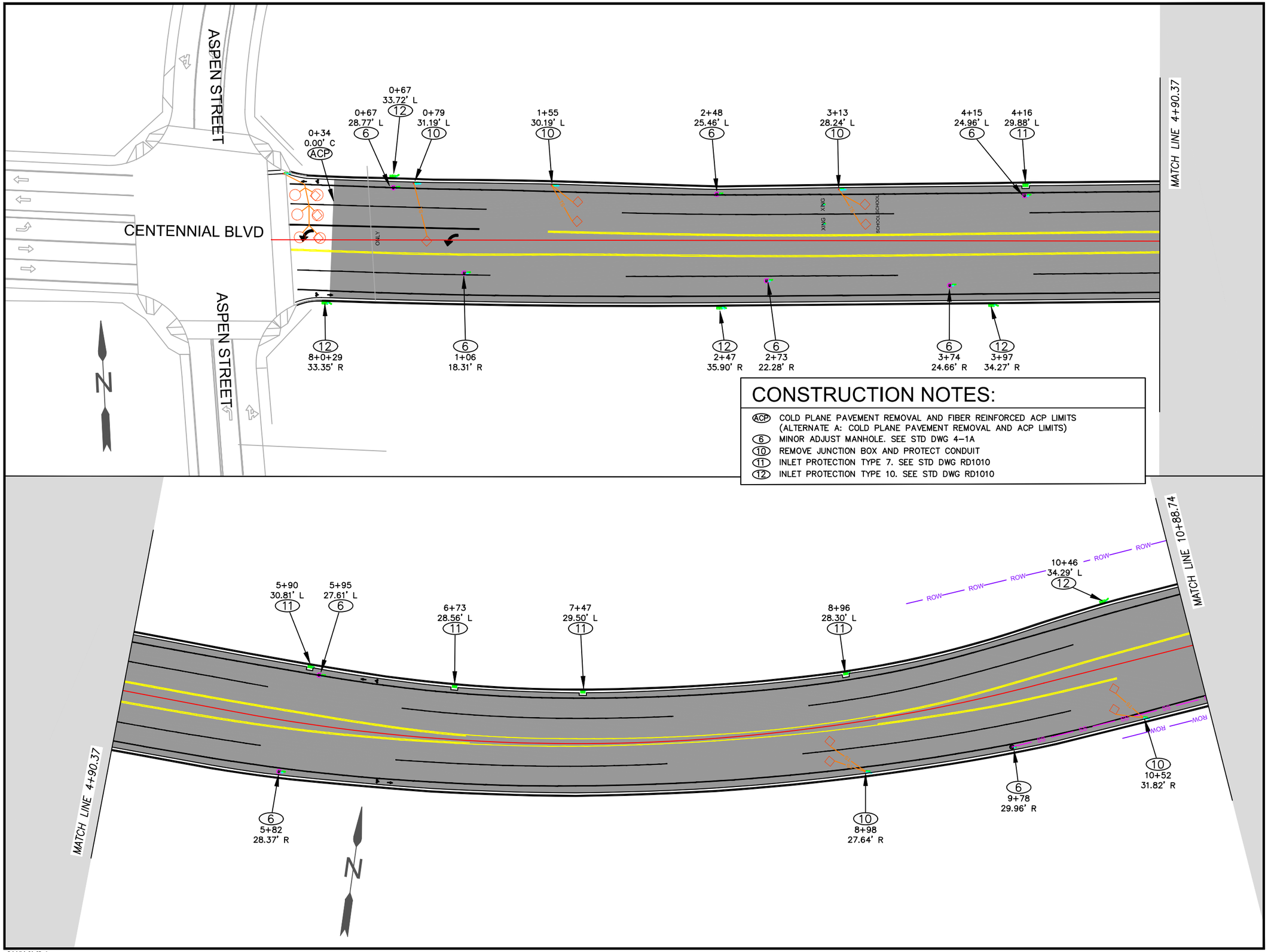

CONSTRUCTION NOTES:

- (ACP) COLD PLANE PAVEMENT REMOVAL AND FIBER REINFORCED ACP LIMITS (ALTERNATE A: COLD PLANE PAVEMENT REMOVAL AND ACP LIMITS)
- (6) MINOR ADJUST MANHOLE. SEE STD DWG 4–1A
- (10) REMOVE JUNCTION BOX AND PROTECT CONDUIT
- (11) INLET PROTECTION TYPE 7. SEE STD DWG RD1010
- (12) INLET PROTECTION TYPE 10. SEE STD DWG RD1010

No.	Revision/Issue	Date

811 Know what's below. Call before you dig.

UTILITY LOCATIONS ARE APPROXIMATE. THE CONTRACTOR SHALL BE RESPONSIBLE FOR DETERMINING UTILITY LOCATIONS PRIOR TO BEGINNING OF CONSTRUCTION. THESE PLANS MAY NOT SHOW ALL UTILITIES OR THE CORRECT LOCATIONS.

DOWL
920 Country Club Rd., Suite 100B
Eugene, OR 97401
541-683-6090
WWW.DOWL.COM

Project P21151 CENTENNIAL BLVD. OVERLAY (Aspen-Prescott)

City of Springfield
PUBLIC WORKS / ENGINEERING
225 FIFTH STREET, SPRINGFIELD, OR 97477
PHONE (541) 726-3753 FAX (541) 726-3689
INTERNET www.springfield-or.gov
SPRINGFIELD OREGON

REGISTERED PROFESSIONAL ENGINEER
70925
Digitally Signed Date: 2022.02.16 09:58:19-08'00'
OREGON
JUNE 14, 2007
STANLEY ANGELOFF PETROFF

EXPIRES: 12/31/2022

PLAN SHEETS

SCALE: 1' = 50'	SHEET F1 OF 50
DRAWN BY: S. WOLFER	
DESIGNED BY: K. LEINER	
CHECKED BY: S. PETROFF	

p21151 f1-f3.dwg

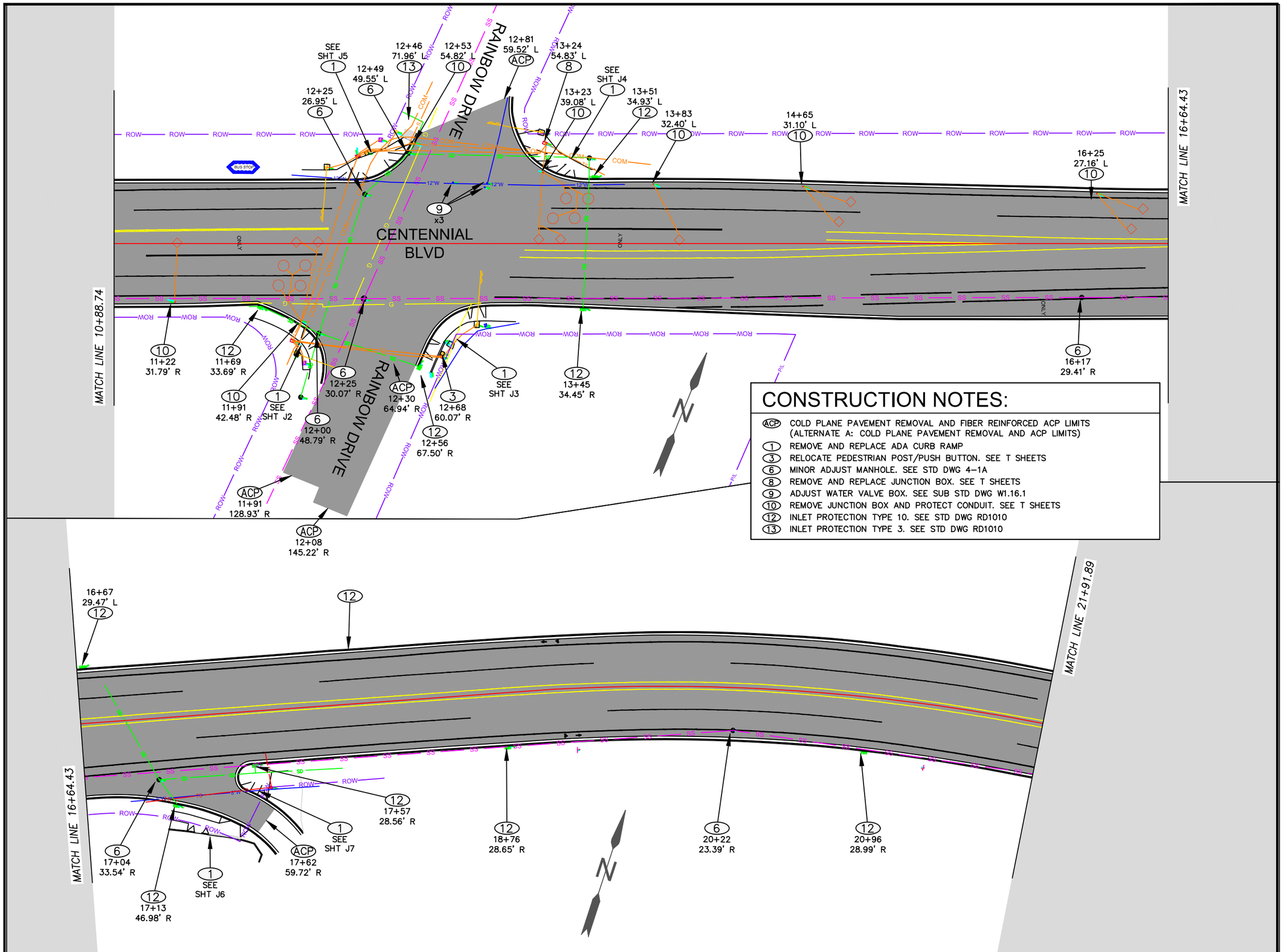

CONSTRUCTION NOTES:

- (ACP) COLD PLANE PAVEMENT REMOVAL AND FIBER REINFORCED ACP LIMITS (ALTERNATE A: COLD PLANE PAVEMENT REMOVAL AND ACP LIMITS)
- (1) REMOVE AND REPLACE ADA CURB RAMP
- (3) RELOCATE PEDESTRIAN POST/PUSH BUTTON. SEE T SHEETS
- (6) MINOR ADJUST MANHOLE. SEE STD DWG 4–1A
- (8) REMOVE AND REPLACE JUNCTION BOX. SEE T SHEETS
- (9) ADJUST WATER VALVE BOX. SEE SUB STD DWG W1.16.1
- (10) REMOVE JUNCTION BOX AND PROTECT CONDUIT. SEE T SHEETS
- (12) INLET PROTECTION TYPE 10. SEE STD DWG RD1010
- (13) INLET PROTECTION TYPE 3. SEE STD DWG RD1010

No.	Revision/Issue	Date

811 Know what's below. Call before you dig.

UTILITY LOCATIONS ARE APPROXIMATE. THE CONTRACTOR SHALL BE RESPONSIBLE FOR DETERMINING UTILITY LOCATIONS PRIOR TO BEGINNING OF CONSTRUCTION. THESE PLANS MAY NOT SHOW ALL UTILITIES OR THE CORRECT LOCATIONS.

DOWL
920 Country Club Rd., Suite 100B
Eugene, OR 97401
541-683-6090
WWW.DOWL.COM

Project P21151 CENTENNIAL BLVD. OVERLAY (Aspen-Prescott)

City of Springfield

PUBLIC WORKS / ENGINEERING
225 FIFTH STREET, SPRINGFIELD, OR 97477
PHONE (541) 726-3753 FAX (541) 726-3689
INTERNET www.springfield-or.gov

SPRINGFIELD OREGON

REGISTERED PROFESSIONAL ENGINEER
70925
Digitally Signed Date: 2022.02.16 09:58:53-08'00'
OREGON
JUNE 14, 2007
STANLEY ANGELOFF PETROFF

EXPIRES: 12/31/2022

PLAN SHEETS

SCALE: 1' = 50'	SHEET F2 OF 50
DRAWN BY: S. WOLFER	
DESIGNED BY: K. LEINER	
CHECKED BY: S. PETROFF	

p21151 f1-f3.dwg

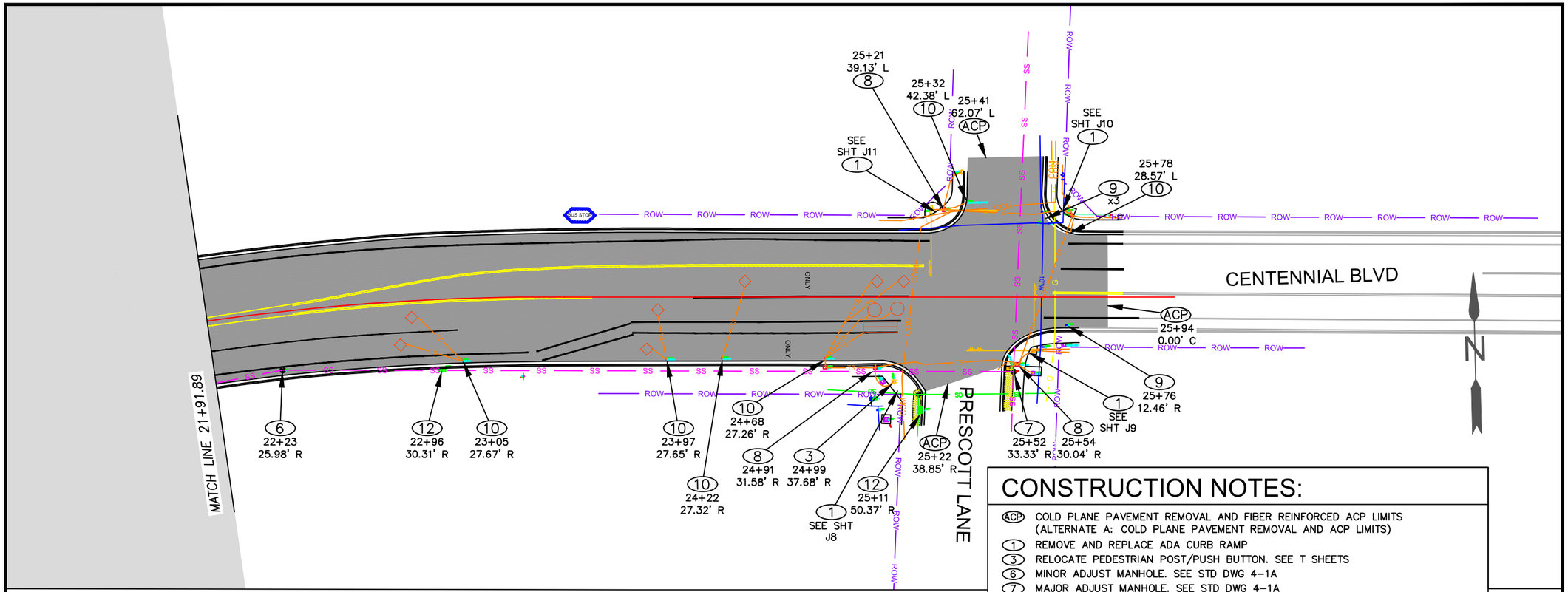

CONSTRUCTION NOTES:

- (ACP) COLD PLANE PAVEMENT REMOVAL AND FIBER REINFORCED ACP LIMITS (ALTERNATE A: COLD PLANE PAVEMENT REMOVAL AND ACP LIMITS)
- (1) REMOVE AND REPLACE ADA CURB RAMP
- (3) RELOCATE PEDESTRIAN POST/PUSH BUTTON. SEE T SHEETS
- (6) MINOR ADJUST MANHOLE. SEE STD DWG 4–1A
- (7) MAJOR ADJUST MANHOLE. SEE STD DWG 4–1A
- (8) REMOVE AND REPLACE JUNCTION BOX. SEE T SHEETS
- (9) ADJUST WATER VALVE BOX. SEE SUB STD DWG W1.16.1
- (10) REMOVE JUNCTION BOX AND PROTECT CONDUIT. SEE T SHEETS
- (12) INLET PROTECTION TYPE 10. SEE STD DWG RD1010

No.	Revision/Issue	Date

811 Know what's **below.** **Call** before you dig.

UTILITY LOCATIONS ARE APPROXIMATE. THE CONTRACTOR SHALL BE RESPONSIBLE FOR DETERMINING UTILITY LOCATIONS PRIOR TO BEGINNING OF CONSTRUCTION. THESE PLANS MAY NOT SHOW ALL UTILITIES OR THE CORRECT LOCATIONS.

DOWL
920 Country Club Rd., Suite 100B
Eugene, OR 97401
541-683-6090
WWW.DOWL.COM

Project P21151
CENTENNIAL BLVD.
OVERLAY (Aspen-Prescott)

City of Springfield
PUBLIC WORKS / ENGINEERING
225 FIFTH STREET, SPRINGFIELD, OR 97477
PHONE (541) 726-3753 FAX (541) 726-3689
INTERNET www.springfield-or.gov

SPRINGFIELD OREGON

REGISTERED PROFESSIONAL ENGINEER
70925
OREGON
JUNE 14, 2007
STANLEY ANGELOFF PETROFF

Digitally Signed Date: 2022.02.16 09:59:22-08'00'

EXPIRES: 12/31/2022

PLAN SHEETS

SCALE: 1' = 50'	SHEET F3 OF 50
DRAWN BY: S. WOLFER	
DESIGNED BY: K. LEINER	
CHECKED BY: S. PETROFF	

p21151 f1-f3.dwg

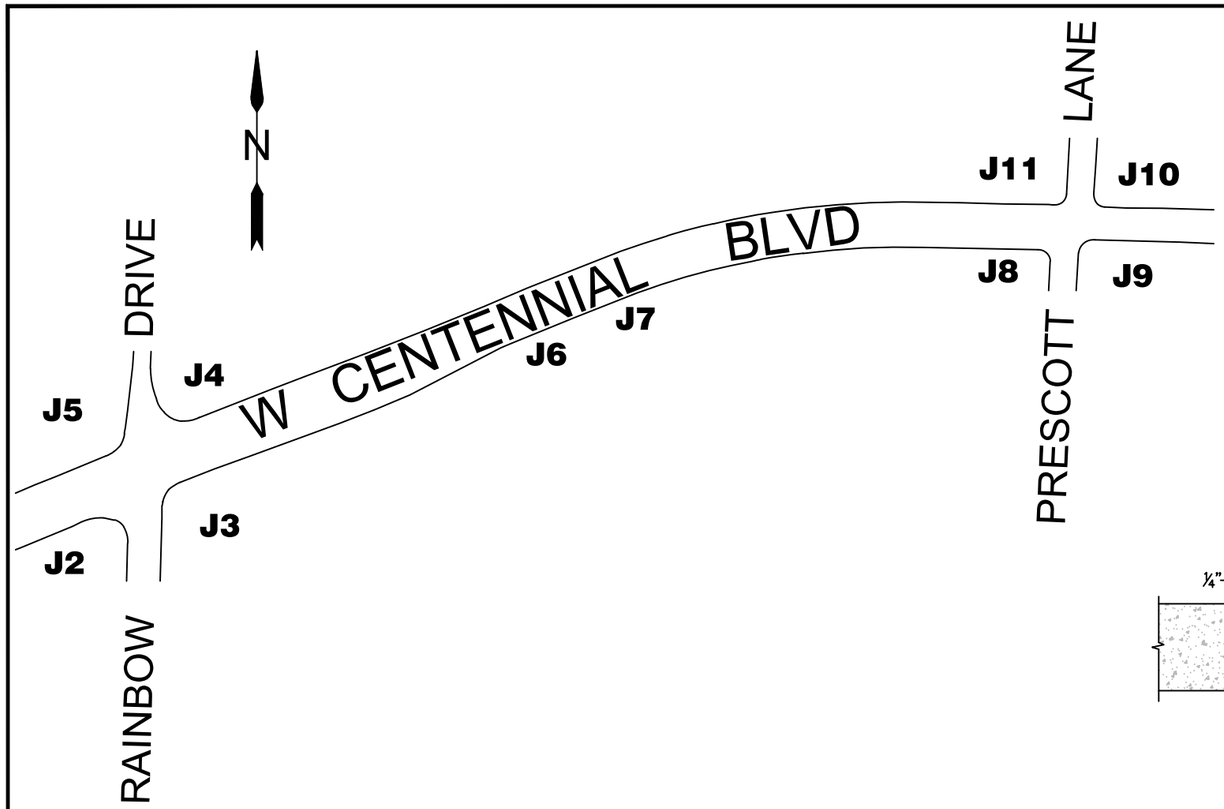

NOTES:
1. REMOVE AND REPLACE ALL EXISTING JUNCTION BOXES AND MATCH FINISHED GRADE.
2. ADJUST ALL UTILITIES TO FINISHED GRADE.
3. SEE TRAFFIC SIGNAL MODIFICATION SHEETS FOR PEDESTRIAN PUSHBUTTON REQUIREMENTS.
4. ALL CURB POINT ELEVATIONS ARE AT FINISHED GRADE. SEE DETAIL THIS SHEET
5. PRESERVE AND PROTECT ALL EXISTING BUSINESS SIGNS.
6. ADJUST ALL IRRIGATION IN CONFLICT WITH PROPOSED RAMP WIDENING.

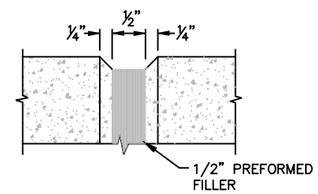

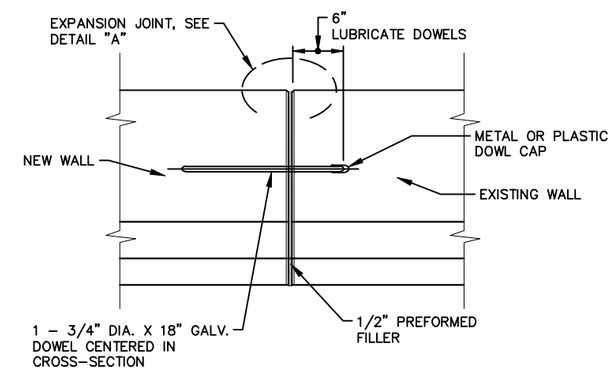

4 J1 DETAIL "A" EXPANSION JOINT
NTS

3 J1 CONCRETE LANDSCAPE WALL
NTS

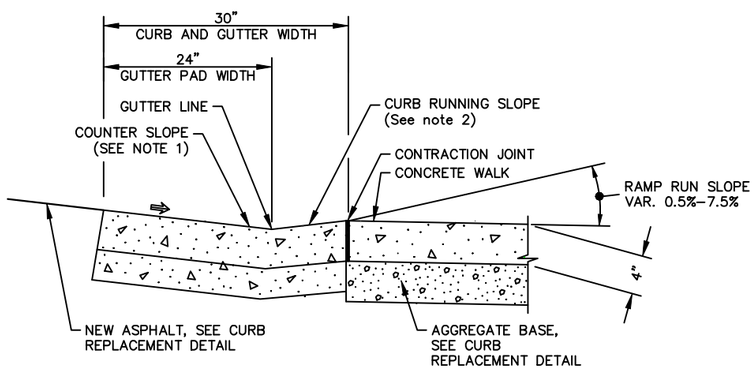

NOTES:
1. MAXIMUM COUNTER SLOPE IS 5.0% (POSITIVE OR NEGATIVE GRADE). THIS APPLIES TO GUTTER AT THE CURB RAMP THROAT AND ROAD SURFACES WITHIN 2' OF THE CURB RAMP AND SHALL BE MEASURED PERPENDICULAR TO THE CURB FLOW LINE.

2A. MAXIMUM CURB RUNNING SLOPE ON PARALLEL STYLE RAMPS IS 2% (POSITIVE OR NEGATIVE GRADE).

2B. MAXIMUM CURB AND RUNNING SLOPE ON PERPENDICULAR AND COMBINATION STYLE RAMPS IS 7.5% (POSITIVE OR NEGATIVE GRADE). MATCH RAMP RUNNING SLOPE UNTIL MAXIMUM IS REACHED.

3. ALTERNATE A: ACP WEARING COURSE LEVEL 2, 1/2" DENSE NOM. THKN. – 2"

4. ALTERNATE A: ACP BASE COURSE LEVEL 2, 1/2" DENSE NOM. THKN. – 2"

1 J1 CURB RAMP CURB AND GUTTER DETAIL
NTS

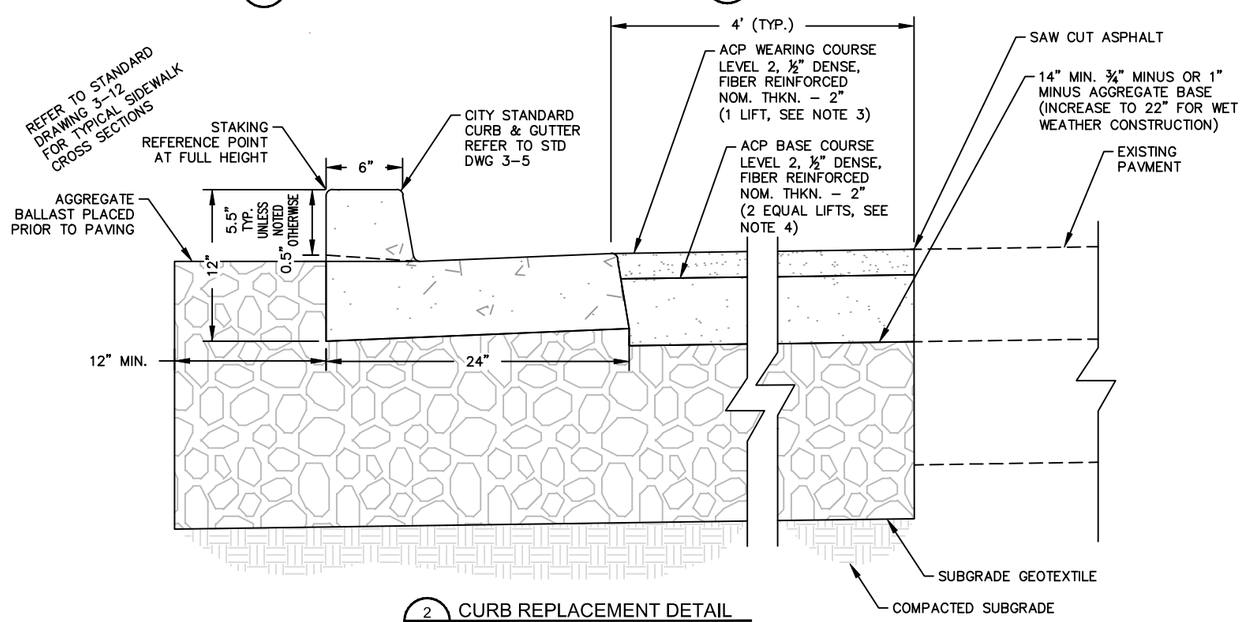

2 J1 CURB REPLACEMENT DETAIL
NTS

No.	Revision/Issue	Date

Know what's **below.**
Call before you dig.

UTILITY LOCATIONS ARE APPROXIMATE. THE CONTRACTOR SHALL BE RESPONSIBLE FOR DETERMINING UTILITY LOCATIONS PRIOR TO BEGINNING OF CONSTRUCTION. THESE PLANS MAY NOT SHOW ALL UTILITIES OR THE CORRECT LOCATIONS.

DOWL
920 Country Club Rd., Suite 100B
Eugene, OR 97401
541-683-6090
WWW.DOWL.COM

Project P21151
CENTENNIAL BLVD.
OVERLAY (Aspen-Prescott)

City of Springfield
PUBLIC WORKS / ENGINEERING
225 FIFTH STREET, SPRINGFIELD, OR 97477
PHONE (541) 726-3753 FAX (541) 726-3689
INTERNET www.springfield-or.gov
SPRINGFIELD OREGON

REGISTERED PROFESSIONAL ENGINEER
70925
Digitally Signed Date: 2022.02.16 10:28:07-08'00'
OREGON
JUNE 14, 2007
STANLEY ANGELOFF PETROFF

EXPIRES: 12/31/2022

KEY SHEET

DRAWN BY:	S. WOLFER
DESIGNED BY:	K. LEINER
CHECKED BY:	S. PETROFF

SHEET **J1** OF **50**

p21151 j1.dwg

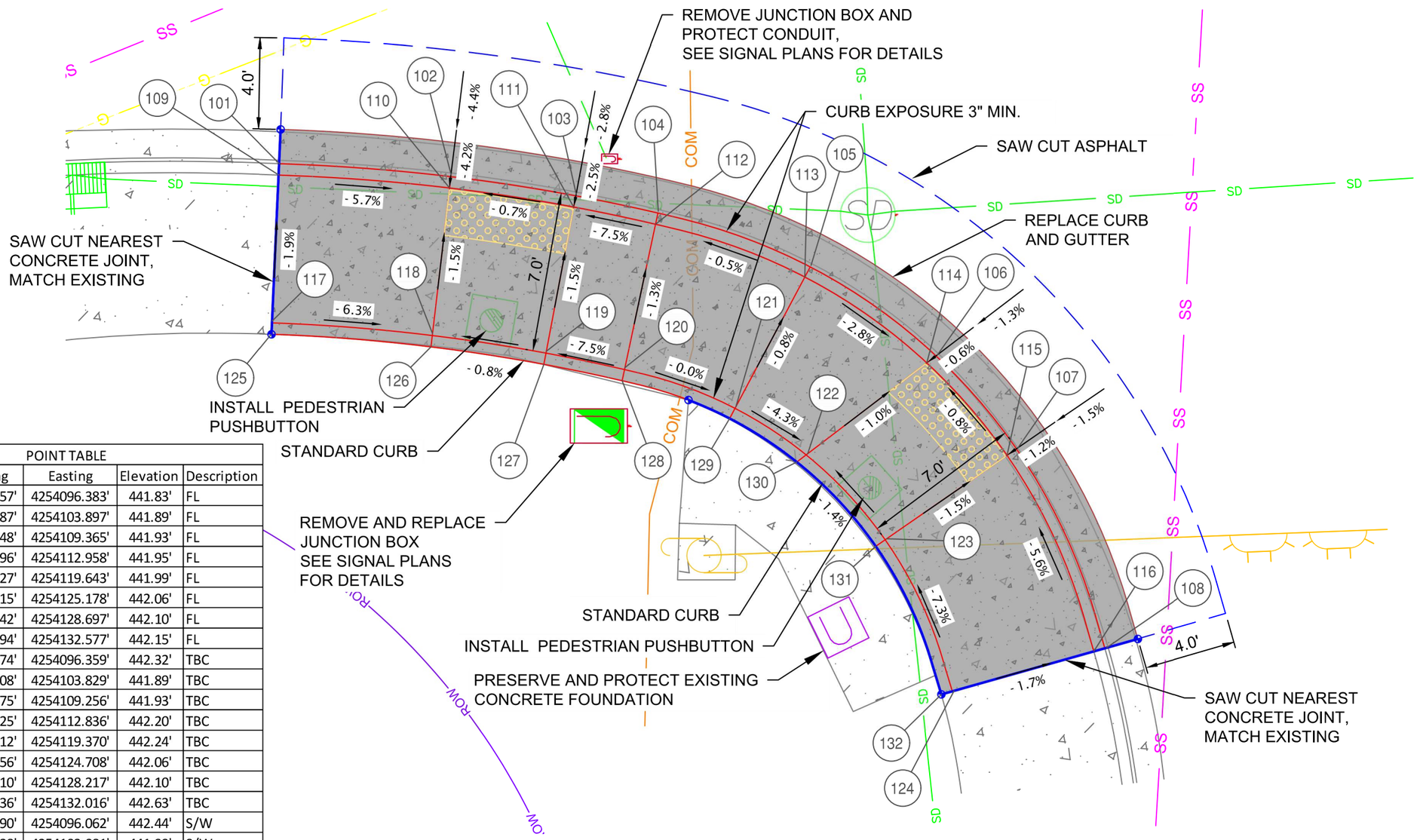

POINT TABLE				
Point #	Northing	Easting	Elevation	Description
101	880942.957'	4254096.383'	441.83'	FL
102	880942.387'	4254103.897'	441.89'	FL
103	880941.548'	4254109.365'	441.93'	FL
104	880940.796'	4254112.958'	441.95'	FL
105	880938.427'	4254119.643'	441.99'	FL
106	880934.515'	4254125.178'	442.06'	FL
107	880930.442'	4254128.697'	442.10'	FL
108	880921.694'	4254132.577'	442.15'	FL
109	880942.374'	4254096.359'	442.32'	TBC
110	880941.808'	4254103.829'	441.89'	TBC
111	880940.975'	4254109.256'	441.93'	TBC
112	880940.225'	4254112.836'	442.20'	TBC
113	880937.912'	4254119.370'	442.24'	TBC
114	880934.156'	4254124.708'	442.06'	TBC
115	880930.110'	4254128.217'	442.10'	TBC
116	880921.536'	4254132.016'	442.63'	TBC
117	880935.990'	4254096.062'	442.44'	S/W
118	880935.438'	4254103.081'	441.99'	S/W
119	880934.667'	4254108.061'	442.03'	S/W
120	880933.947'	4254111.499'	442.29'	S/W
121	880932.240'	4254116.355'	442.29'	S/W
122	880930.183'	4254119.497'	442.13'	S/W
123	880926.462'	4254122.954'	442.20'	S/W
124	880919.812'	4254125.905'	442.74'	S/W
125	880935.407'	4254096.034'	442.44'	TBC
126	880934.859'	4254103.013'	442.49'	TBC
127	880934.094'	4254107.953'	442.53'	TBC
128	880933.377'	4254111.377'	442.55'	TBC
129	880931.725'	4254116.081'	442.56'	TBC
130	880929.819'	4254119.019'	442.63'	TBC
131	880926.130'	4254122.474'	442.71'	TBC
132	880919.652'	4254125.344'	442.75'	TBC

CENTENNIAL BLVD AND RAINBOW DRIVE

SOUTHWEST CORNER

0 5 10 Feet

SCALE: 1"=5'

N

p21151 j1-j10.dwg

No.	Revision/Issue	Date

811 Know what's below. Call before you dig.

UTILITY LOCATIONS ARE APPROXIMATE. THE CONTRACTOR SHALL BE RESPONSIBLE FOR DETERMINING UTILITY LOCATIONS PRIOR TO BEGINNING OF CONSTRUCTION. THESE PLANS MAY NOT SHOW ALL UTILITIES OR THE CORRECT LOCATIONS.

DOWL
920 Country Club Rd., Suite 100B
Eugene, OR 97401
541-683-6090
WWW.DOWL.COM

Project P21151
CENTENNIAL BLVD.
OVERLAY (Aspen-Prescott)

City of Springfield
PUBLIC WORKS / ENGINEERING
225 FIFTH STREET, SPRINGFIELD, OR 97477
PHONE (541) 726-3753 FAX (541) 726-3689
INTERNET www.springfield-or.gov
SPRINGFIELD OREGON

REGISTERED PROFESSIONAL ENGINEER
70925
Digitally Signed Date: 2022.02.16 10:04:43-08'00'
OREGON
JUNE 14, 2007
STANLEY ANGELOFF PETROFF
EXPIRES: 12/31/2022

RAMP DETAILS

SCALE: 1" = 5'

DRAWN BY: S. WOLFER
DESIGNED BY: K. LEINER
CHECKED BY: S. PETROFF

SHEET J2 OF 50

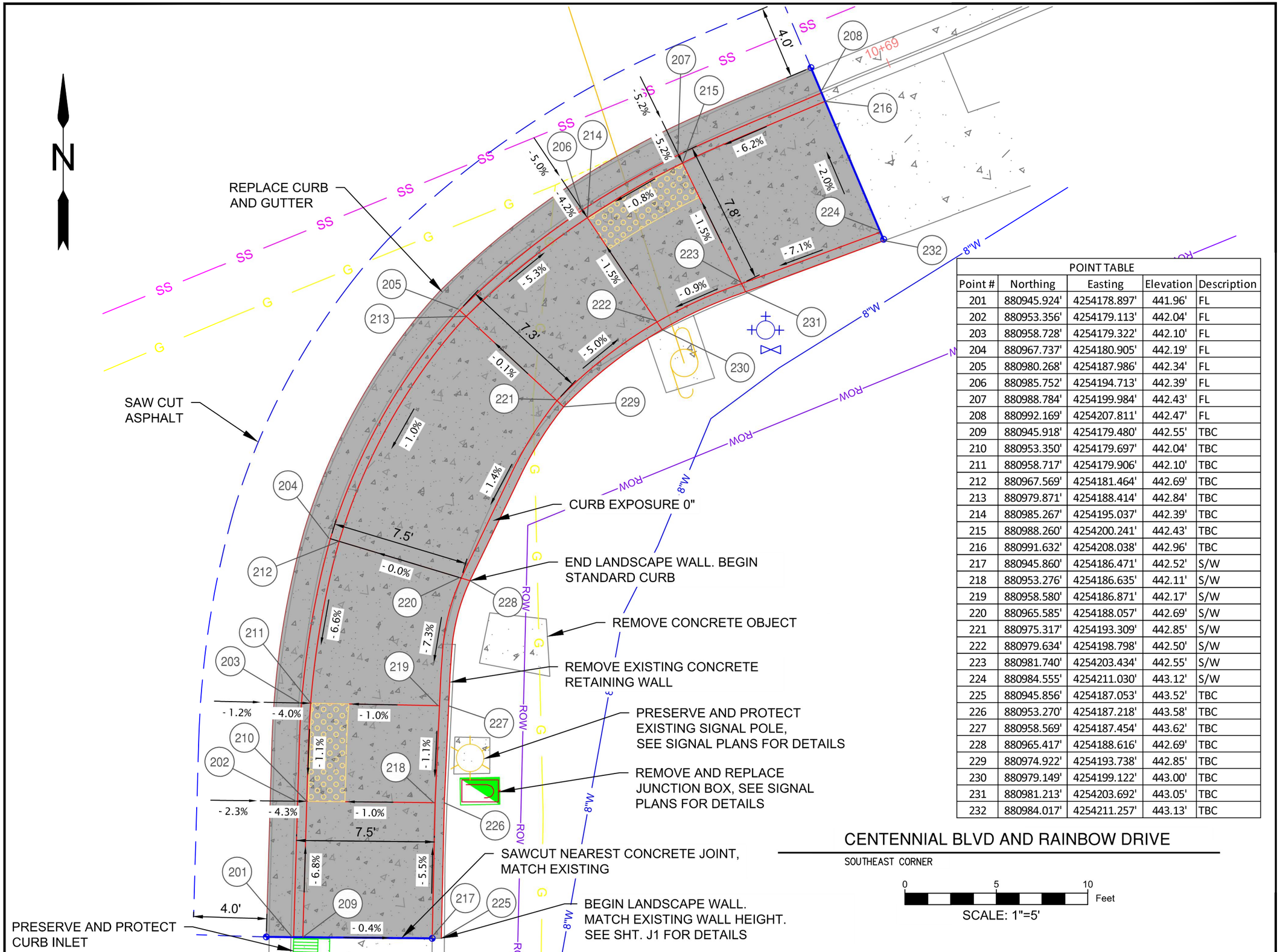

POINT TABLE				
Point #	Northing	Easting	Elevation	Description
201	880945.924'	4254178.897'	441.96'	FL
202	880953.356'	4254179.113'	442.04'	FL
203	880958.728'	4254179.322'	442.10'	FL
204	880967.737'	4254180.905'	442.19'	FL
205	880980.268'	4254187.986'	442.34'	FL
206	880985.752'	4254194.713'	442.39'	FL
207	880988.784'	4254199.984'	442.43'	FL
208	880992.169'	4254207.811'	442.47'	FL
209	880945.918'	4254179.480'	442.55'	TBC
210	880953.350'	4254179.697'	442.04'	TBC
211	880958.717'	4254179.906'	442.10'	TBC
212	880967.569'	4254181.464'	442.69'	TBC
213	880979.871'	4254188.414'	442.84'	TBC
214	880985.267'	4254195.037'	442.39'	TBC
215	880988.260'	4254200.241'	442.43'	TBC
216	880991.632'	4254208.038'	442.96'	TBC
217	880945.860'	4254186.471'	442.52'	S/W
218	880953.276'	4254186.635'	442.11'	S/W
219	880958.580'	4254186.871'	442.17'	S/W
220	880965.585'	4254188.057'	442.69'	S/W
221	880975.317'	4254193.309'	442.85'	S/W
222	880979.634'	4254198.798'	442.50'	S/W
223	880981.740'	4254203.434'	442.55'	S/W
224	880984.555'	4254211.030'	443.12'	S/W
225	880945.856'	4254187.053'	443.52'	TBC
226	880953.270'	4254187.218'	443.58'	TBC
227	880958.569'	4254187.454'	443.62'	TBC
228	880965.417'	4254188.616'	442.69'	TBC
229	880974.922'	4254193.738'	442.85'	TBC
230	880979.149'	4254199.122'	443.00'	TBC
231	880981.213'	4254203.692'	443.05'	TBC
232	880984.017'	4254211.257'	443.13'	TBC

CENTENNIAL BLVD AND RAINBOW DRIVE

SOUTHEAST CORNER

0 5 10 Feet

SCALE: 1"=5'

No.	Revision/Issue	Date

811 Know what's **below.** **Call** before you dig.

UTILITY LOCATIONS ARE APPROXIMATE. THE CONTRACTOR SHALL BE RESPONSIBLE FOR DETERMINING UTILITY LOCATIONS PRIOR TO BEGINNING OF CONSTRUCTION. THESE PLANS MAY NOT SHOW ALL UTILITIES OR THE CORRECT LOCATIONS.

DOWL
920 Country Club Rd., Suite 100B
Eugene, OR 97401
541-683-6090
WWW.DOWL.COM

Project P21151
CENTENNIAL BLVD. OVERLAY (Aspen-Prescott)

City of Springfield
PUBLIC WORKS / ENGINEERING
225 FIFTH STREET, SPRINGFIELD, OR 97477
PHONE (541) 726-3753 FAX (541) 726-3689
INTERNET www.springfield-or.gov
SPRINGFIELD OREGON

REGISTERED PROFESSIONAL ENGINEER
70925
Digitally Signed Date: 2022.02.16 10:06:00-08'00'
OREGON
JUNE 14, 2007
STANLEY ANGELOFF PETROFF

EXPIRES: 12/31/2022

RAMP DETAILS

SCALE: 1" = 5'	SHEET J3 OF 50
DRAWN BY: S. WOLFER	
DESIGNED BY: K. LEINER	
CHECKED BY: S. PETROFF	

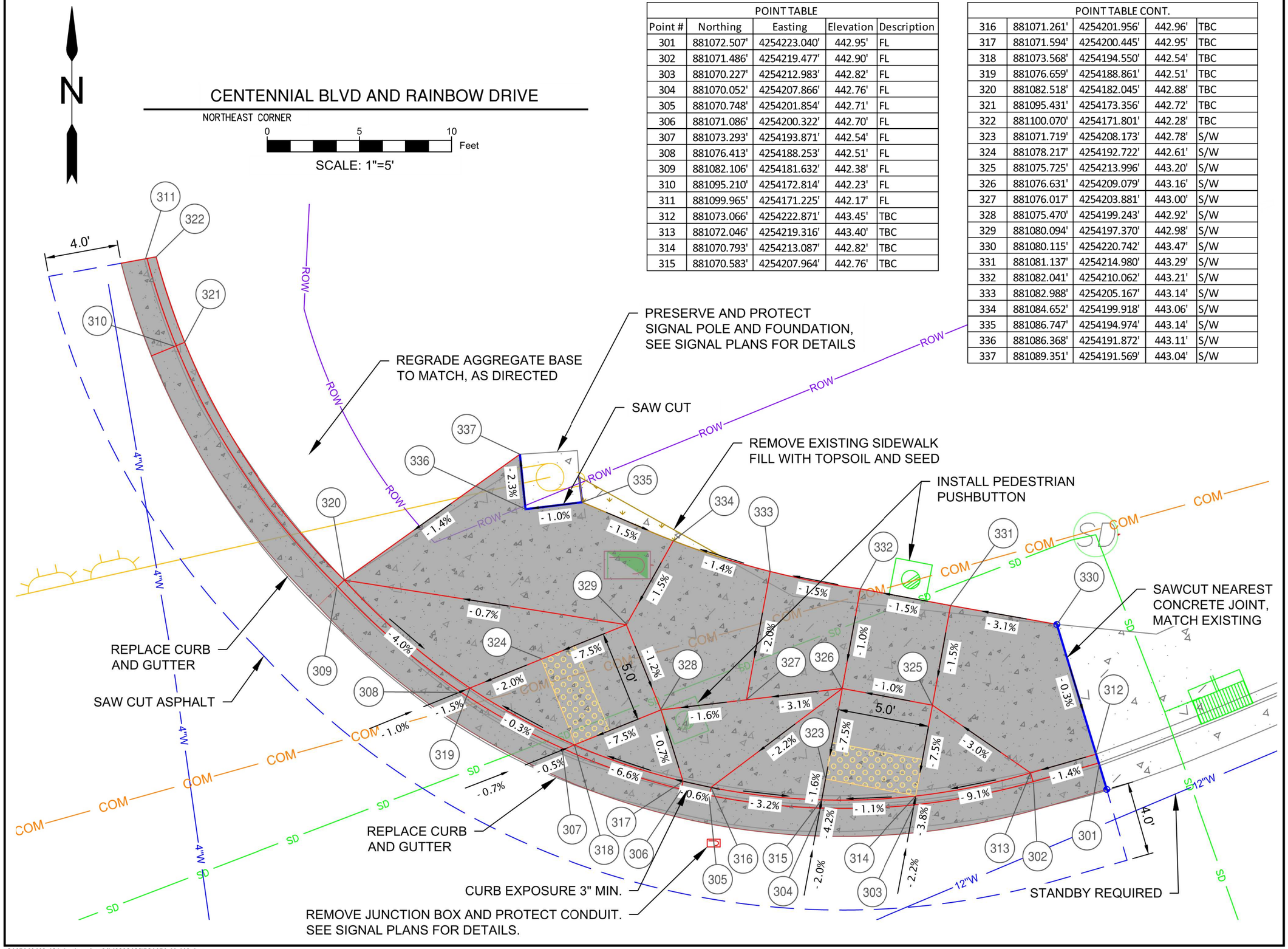

POINT TABLE				
Point #	Northing	Easting	Elevation	Description
301	881072.507'	4254223.040'	442.95'	FL
302	881071.486'	4254219.477'	442.90'	FL
303	881070.227'	4254212.983'	442.82'	FL
304	881070.052'	4254207.866'	442.76'	FL
305	881070.748'	4254201.854'	442.71'	FL
306	881071.086'	4254200.322'	442.70'	FL
307	881073.293'	4254193.871'	442.54'	FL
308	881076.413'	4254188.253'	442.51'	FL
309	881082.106'	4254181.632'	442.38'	FL
310	881095.210'	4254172.814'	442.23'	FL
311	881099.965'	4254171.225'	442.17'	FL
312	881073.066'	4254222.871'	443.45'	TBC
313	881072.046'	4254219.316'	443.40'	TBC
314	881070.793'	4254213.087'	442.82'	TBC
315	881070.583'	4254207.964'	442.76'	TBC

POINT TABLE CONT.				
316	881071.261'	4254201.956'	442.96'	TBC
317	881071.594'	4254200.445'	442.95'	TBC
318	881073.568'	4254194.550'	442.54'	TBC
319	881076.659'	4254188.861'	442.51'	TBC
320	881082.518'	4254182.045'	442.88'	TBC
321	881095.431'	4254173.356'	442.72'	TBC
322	881100.070'	4254171.801'	442.28'	TBC
323	881071.719'	4254208.173'	442.78'	S/W
324	881078.217'	4254192.722'	442.61'	S/W
325	881075.725'	4254213.996'	443.20'	S/W
326	881076.631'	4254209.079'	443.16'	S/W
327	881076.017'	4254203.881'	443.00'	S/W
328	881075.470'	4254199.243'	442.92'	S/W
329	881080.094'	4254197.370'	442.98'	S/W
330	881080.115'	4254220.742'	443.47'	S/W
331	881081.137'	4254214.980'	443.29'	S/W
332	881082.041'	4254210.062'	443.21'	S/W
333	881082.988'	4254205.167'	443.14'	S/W
334	881084.652'	4254199.918'	443.06'	S/W
335	881086.747'	4254194.974'	443.14'	S/W
336	881086.368'	4254191.872'	443.11'	S/W
337	881089.351'	4254191.569'	443.04'	S/W

No.	Revision/Issue	Date

811
Know what's **below.**
Call before you dig.

UTILITY LOCATIONS ARE APPROXIMATE. THE CONTRACTOR SHALL BE RESPONSIBLE FOR DETERMINING UTILITY LOCATIONS PRIOR TO BEGINNING OF CONSTRUCTION. THESE PLANS MAY NOT SHOW ALL UTILITIES OR THE CORRECT LOCATIONS.

DOWL
920 Country Club Rd., Suite 100B
Eugene, OR 97401
541-683-6090
WWW.DOWL.COM

Project P21151
CENTENNIAL BLVD.
OVERLAY (Aspen-Prescott)

City of Springfield
PUBLIC WORKS / ENGINEERING
225 FIFTH STREET, SPRINGFIELD, OR 97477
PHONE (541) 726-3753 FAX (541) 726-3689
INTERNET www.springfield-or.gov
SPRINGFIELD OREGON

REGISTERED PROFESSIONAL ENGINEER
70925
Digitally Signed Date: 2022.02.16 10:06:27-08'00'
OREGON
JUNE 14, 2007
STANLEY ANGELOFF PETROFF

EXPIRES: 12/31/2022

RAMP DETAILS

SCALE: 1" = 5'	SHEET J4 OF 50
DRAWN BY: S. WOLFER	
DESIGNED BY: K. LEINER	
CHECKED BY: S. PETROFF	

POINT TABLE				
Point #	Northing	Easting	Elevation	Description
401	881020.802'	4254096.949'	442.27'	FL
402	881022.552'	4254101.306'	442.29'	FL
403	881024.532'	4254106.168'	442.31'	FL
404	881026.548'	4254110.812'	442.33'	FL
405	881029.787'	4254116.003'	442.35'	FL
406	881034.131'	4254120.788'	442.38'	FL
407	881038.162'	4254123.969'	442.40'	FL
408	881043.199'	4254126.804'	442.42'	FL
409	881047.884'	4254128.562'	442.44'	FL
410	881053.605'	4254129.838'	442.47'	FL
411	881057.021'	4254130.138'	442.50'	FL
412	881062.061'	4254130.320'	442.48'	FL
413	881021.343'	4254096.731'	442.75'	TBC
414	881023.093'	4254101.088'	442.79'	TBC
415	881025.076'	4254105.957'	442.35'	TBC
416	881027.092'	4254110.595'	442.37'	TBC
417	881030.253'	4254115.653'	442.85'	TBC
418	881034.494'	4254120.328'	442.88'	TBC
419	881038.489'	4254123.486'	442.90'	TBC
420	881043.394'	4254126.252'	442.47'	TBC
421	881048.078'	4254128.011'	442.49'	TBC
422	881053.683'	4254129.260'	442.80'	TBC
423	881057.059'	4254129.554'	442.79'	TBC
424	881062.095'	4254129.725'	442.49'	TBC
425	881029.147'	4254102.242'	442.84'	S/W
426	881029.891'	4254104.110'	442.69'	S/W
427	881031.737'	4254108.745'	442.69'	S/W
428	881032.847'	4254111.532'	442.91'	S/W
429	881036.878'	4254117.303'	442.94'	S/W
430	881041.893'	4254121.482'	442.96'	S/W
431	881044.723'	4254122.479'	442.76'	S/W
432	881049.441'	4254124.141'	442.79'	S/W
433	881052.271'	4254125.138'	442.87'	S/W
434	881025.978'	4254094.869'	442.84'	S/W
435	881033.239'	4254100.696'	442.91'	S/W
436	881035.035'	4254102.137'	442.77'	S/W
437	881037.665'	4254106.384'	442.78'	S/W
438	881039.816'	4254108.756'	442.99'	S/W
439	881041.834'	4254111.015'	443.01'	S/W
440	881044.547'	4254113.948'	443.04'	S/W
441	881046.851'	4254116.439'	442.86'	S/W
442	881051.269'	4254118.954'	442.87'	S/W
443	881053.651'	4254121.221'	442.93'	S/W
444	881057.363'	4254124.756'	442.86'	S/W
445	881062.358'	4254125.082'	442.56'	S/W

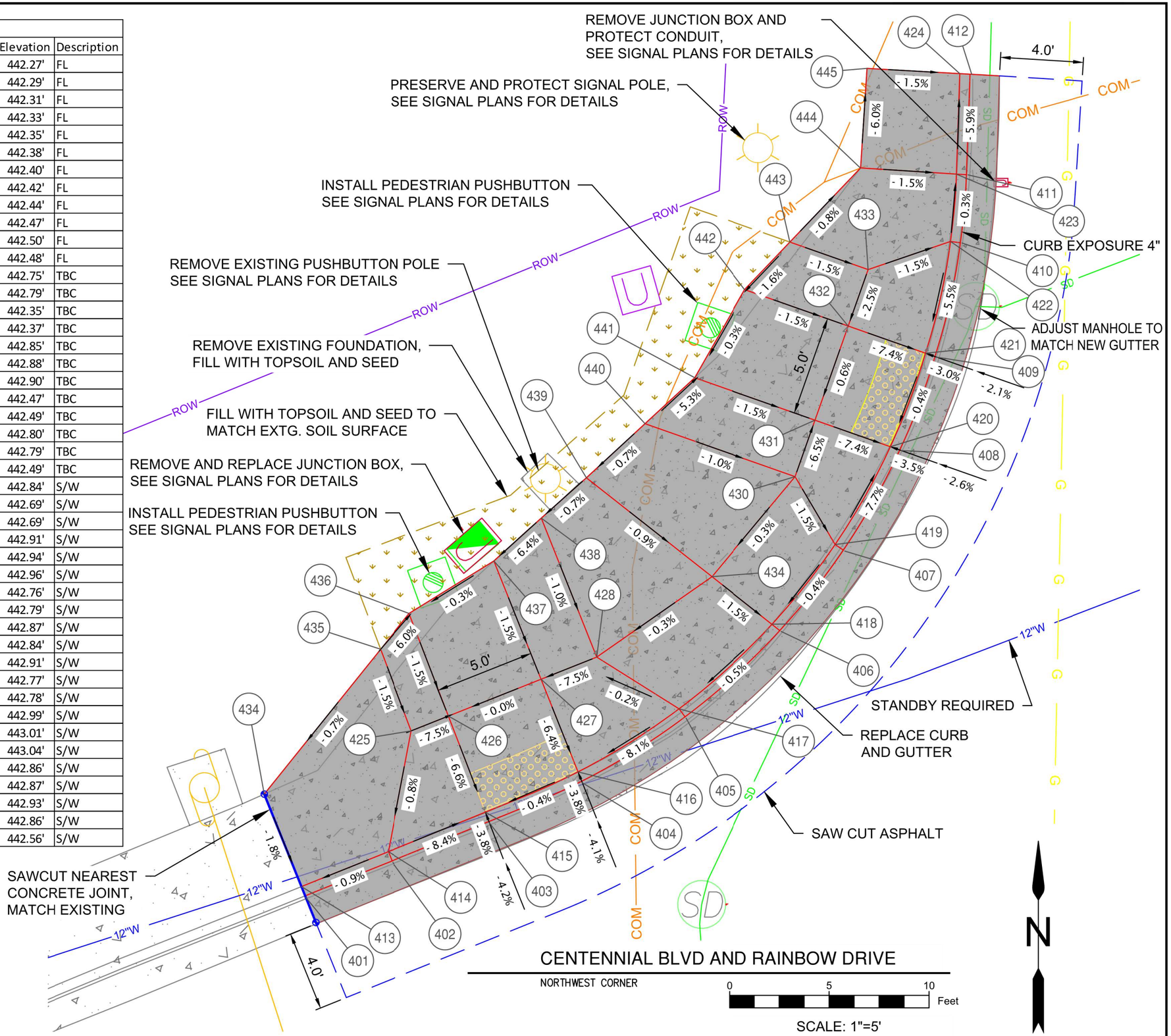

No.	Revision/Issue	Date

811 Know what's below. Call before you dig.

UTILITY LOCATIONS ARE APPROXIMATE. THE CONTRACTOR SHALL BE RESPONSIBLE FOR DETERMINING UTILITY LOCATIONS PRIOR TO BEGINNING OF CONSTRUCTION. THESE PLANS MAY NOT SHOW ALL UTILITIES OR THE CORRECT LOCATIONS.

DOWL
920 Country Club Rd., Suite 100B
Eugene, OR 97401
541-683-6090
WWW.DOWL.COM

Project P21151
CENTENNIAL BLVD. OVERLAY (Aspen-Prescott)

City of Springfield
PUBLIC WORKS / ENGINEERING
225 FIFTH STREET, SPRINGFIELD, OR 97477
PHONE (541) 726-3753 FAX (541) 726-3689
INTERNET www.springfield-or.gov
SPRINGFIELD OREGON

REGISTERED PROFESSIONAL ENGINEER
70925
Digitally Signed Date: 2022.02.16 10:06:51-08'00'
OREGON
JUNE 14, 2007
STANLEY ANGELOFF PETROFF

EXPIRES: 12/31/2022

RAMP DETAILS

SCALE: 1" = 5'

DRAWN BY:	S. WOLFER
DESIGNED BY:	K. LEINER
CHECKED BY:	S. PETROFF

SHEET J5 OF 50

p21151 j1-j10.dwg

POINT TABLE				
Point #	Northing	Easting	Elevation	Description
501	881136.668'	4254621.152'	444.35'	FL
502	881136.163'	4254627.470'	444.41'	FL
503	881135.338'	4254633.602'	444.47'	FL
504	881134.387'	4254638.448'	444.54'	FL
505	881122.238'	4254605.805'	445.37'	FL
506	881122.442'	4254606.774'	445.38'	FL
507	881123.413'	4254612.354'	445.40'	FL
508	881123.670'	4254613.832'	445.41'	FL
509	881124.271'	4254617.280'	445.43'	FL
510	881125.128'	4254622.206'	445.45'	FL
511	881125.964'	4254627.012'	445.48'	FL
512	881126.731'	4254631.923'	445.50'	FL
513	881127.048'	4254635.161'	445.52'	FL
514	881136.085'	4254621.127'	444.87'	TBC
515	881135.621'	4254627.066'	444.91'	TBC
516	881134.711'	4254633.853'	444.97'	TBC
517	881133.822'	4254638.307'	444.99'	TBC
518	881132.559'	4254610.763'	445.39'	TBC
519	881132.695'	4254615.814'	445.25'	TBC
520	881132.832'	4254620.865'	445.11'	TBC
521	881132.997'	4254626.827'	444.94'	TBC
522	881125.974'	4254599.671'	445.44'	TBC
523	881126.554'	4254605.692'	445.67'	TBC
524	881123.320'	4254606.613'	445.74'	TBC
525	881122.807'	4254605.676'	445.77'	TBC
526	881124.245'	4254613.731'	445.91'	TBC
527	881124.845'	4254617.180'	445.93'	TBC
528	881125.703'	4254622.106'	445.95'	TBC

POINT TABLE CONT.				
Point #	Northing	Easting	Elevation	Description
529	881126.554'	4254626.997'	445.98'	TBC
530	881127.299'	4254631.767'	446.00'	TBC
531	881127.629'	4254635.112'	445.92'	TBC
532	881131.298'	4254599.003'	445.31'	S/W
533	881131.935'	4254606.177'	445.36'	S/W
534	881132.061'	4254610.849'	445.39'	S/W
535	881132.115'	4254615.915'	445.09'	S/W
536	881132.251'	4254620.966'	444.79'	S/W
537	881132.409'	4254626.843'	444.44'	S/W
538	881135.520'	4254627.987'	444.41'	S/W
539	881126.552'	4254599.623'	445.44'	S/W
540	881127.181'	4254606.115'	445.42'	S/W
541	881123.113'	4254607.229'	445.38'	S/W
542	881123.988'	4254612.254'	445.40'	S/W
543	881124.327'	4254613.718'	445.30'	S/W
544	881124.927'	4254617.166'	445.10'	S/W
545	881125.785'	4254622.092'	444.81'	S/W
546	881126.638'	4254626.995'	444.53'	S/W
547	881127.382'	4254631.757'	444.50'	S/W
548	881134.841'	4254632.941'	444.47'	S/W

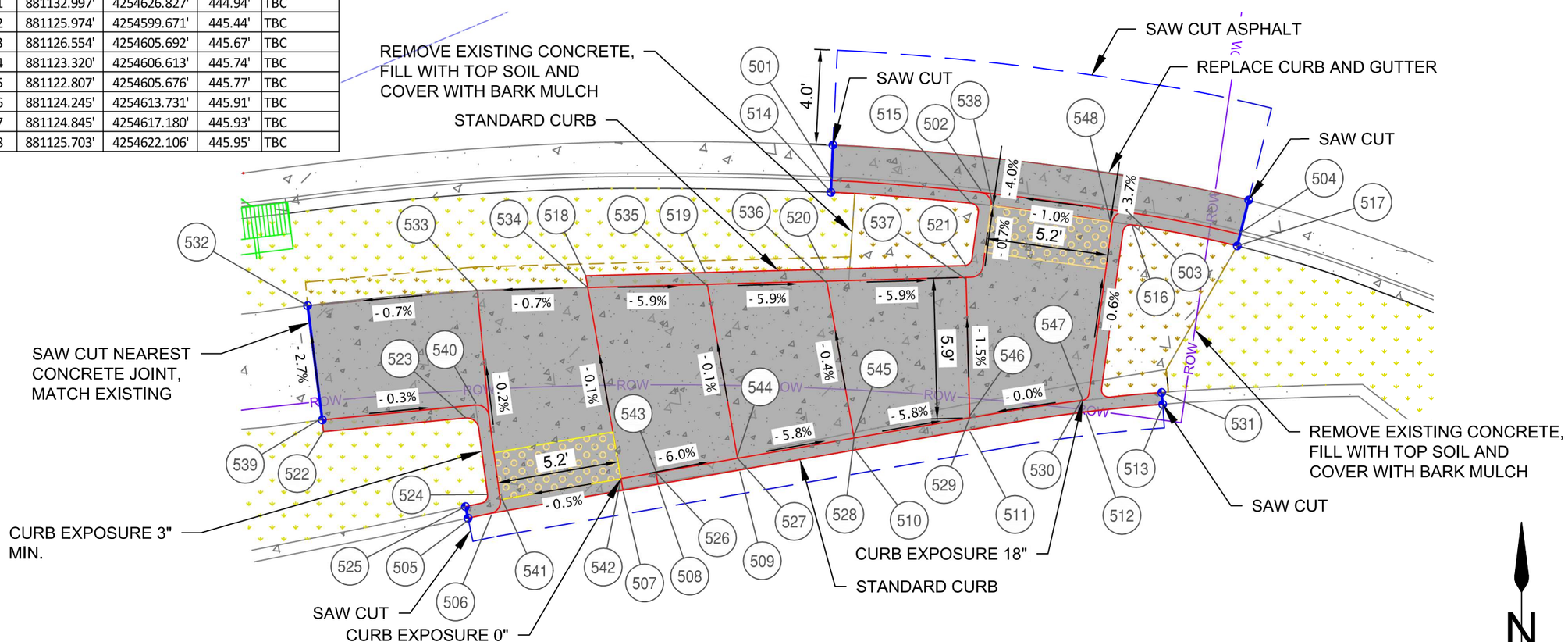

CENTENNIAL BLVD AND CENTENNIAL CENTER ENTRANCE

SOUTH SIDE

0 5 10 Feet

SCALE: 1"=5'

p21151 j1-j10.dwg

No.	Revision/Issue	Date

Know what's **below.** **Call** before you dig.

UTILITY LOCATIONS ARE APPROXIMATE. THE CONTRACTOR SHALL BE RESPONSIBLE FOR DETERMINING UTILITY LOCATIONS PRIOR TO BEGINNING OF CONSTRUCTION. THESE PLANS MAY NOT SHOW ALL UTILITIES OR THE CORRECT LOCATIONS.

DOWL
920 Country Club Rd., Suite 100B
Eugene, OR 97401
541-683-6090
WWW.DOWL.COM

Project P21151
CENTENNIAL BLVD. OVERLAY (Aspen-Prescott)

City of Springfield
PUBLIC WORKS / ENGINEERING
225 FIFTH STREET, SPRINGFIELD, OR 97477
PHONE (541) 726-3753 FAX (541) 726-3689
INTERNET www.springfield-or.gov
SPRINGFIELD OREGON

REGISTERED PROFESSIONAL ENGINEER
70925
Digitally Signed Date: 2022.02.16 10:07:15-08'00'
OREGON
JUNE 14, 2007
STANLEY ANGELOFF PETROFF

EXPIRES: 12/31/2022

RAMP DETAILS

SCALE: 1" = 5'

DRAWN BY: S. WOLFER
DESIGNED BY: K. LEINER
CHECKED BY: S. PETROFF

SHEET J6 OF 50

POINT TABLE				
Point #	Northing	Easting	Elevation	Description
601	881155.553'	4254626.367'	444.46'	FL
602	881153.926'	4254630.921'	444.55'	FL
603	881153.267'	4254637.039'	444.59'	FL
604	881152.968'	4254638.853'	444.60'	FL
605	881155.908'	4254626.864'	445.04'	TBC
606	881154.571'	4254630.711'	445.05'	TBC
607	881153.953'	4254637.201'	445.09'	TBC
608	881153.532'	4254638.937'	444.80'	TBC
609	881161.799'	4254638.200'	445.22'	TBC
610	881154.447'	4254631.576'	444.61'	S/W
611	881153.923'	4254636.544'	444.63'	S/W
612	881159.120'	4254631.623'	445.02'	S/W
613	881162.628'	4254632.100'	445.23'	S/W
614	881162.561'	4254632.595'	445.22'	S/W
615	881161.866'	4254637.704'	445.22'	S/W
616	881167.582'	4254632.774'	445.33'	S/W
617	881166.821'	4254638.377'	445.38'	S/W

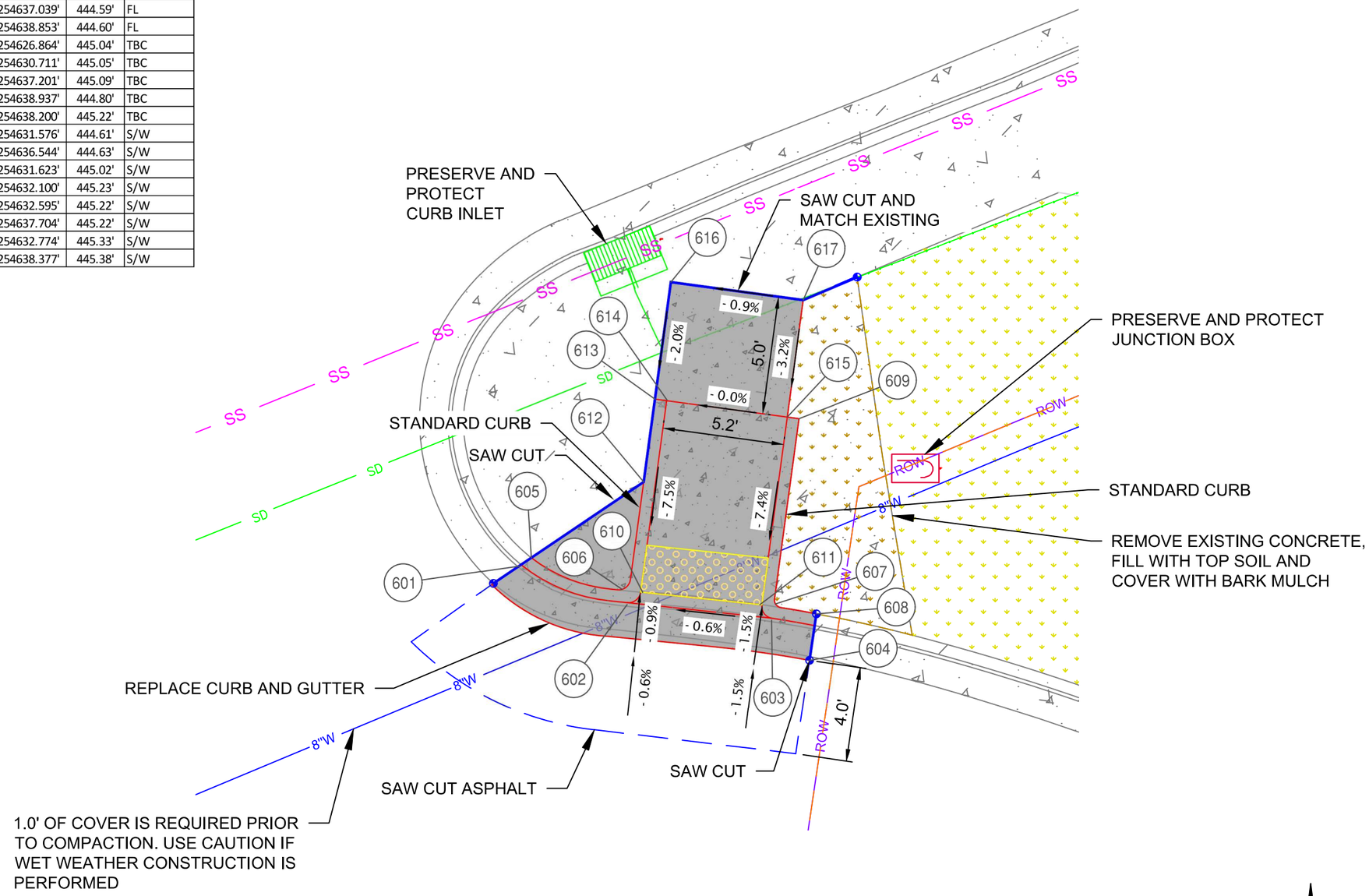

CENTENNIAL BLVD AND CENTENNIAL CENTER ENTRANCE

NORTH SIDE

0 5 10 Feet

SCALE: 1"=5'

N

No.	Revision/Issue	Date

Know what's **below.** **Call** before you dig.

UTILITY LOCATIONS ARE APPROXIMATE. THE CONTRACTOR SHALL BE RESPONSIBLE FOR DETERMINING UTILITY LOCATIONS PRIOR TO BEGINNING OF CONSTRUCTION. THESE PLANS MAY NOT SHOW ALL UTILITIES OR THE CORRECT LOCATIONS.

DOWL
920 Country Club Rd., Suite 100B
Eugene, OR 97401
541-683-6090
WWW.DOWL.COM

Project P21151
CENTENNIAL BLVD. OVERLAY (Aspen-Prescott)

City of Springfield
PUBLIC WORKS / ENGINEERING
225 FIFTH STREET, SPRINGFIELD, OR 97477
PHONE (541) 726-3753 FAX (541) 726-3689
INTERNET www.springfield-or.gov
SPRINGFIELD OREGON

REGISTERED PROFESSIONAL ENGINEER
70925
Digitally Signed Date: 2022.02.16 10:07:37-08'00'
OREGON
JUNE 14, 2007
STANLEY ANGELOFF PETROFF

EXPIRES: 12/31/2022

RAMP DETAILS

SCALE: 1" = 5'

DRAWN BY:	S. WOLFER
DESIGNED BY:	K. LEINER
CHECKED BY:	S. PETROFF

SHEET J7 OF 50

p21151 j1-j10.dwg

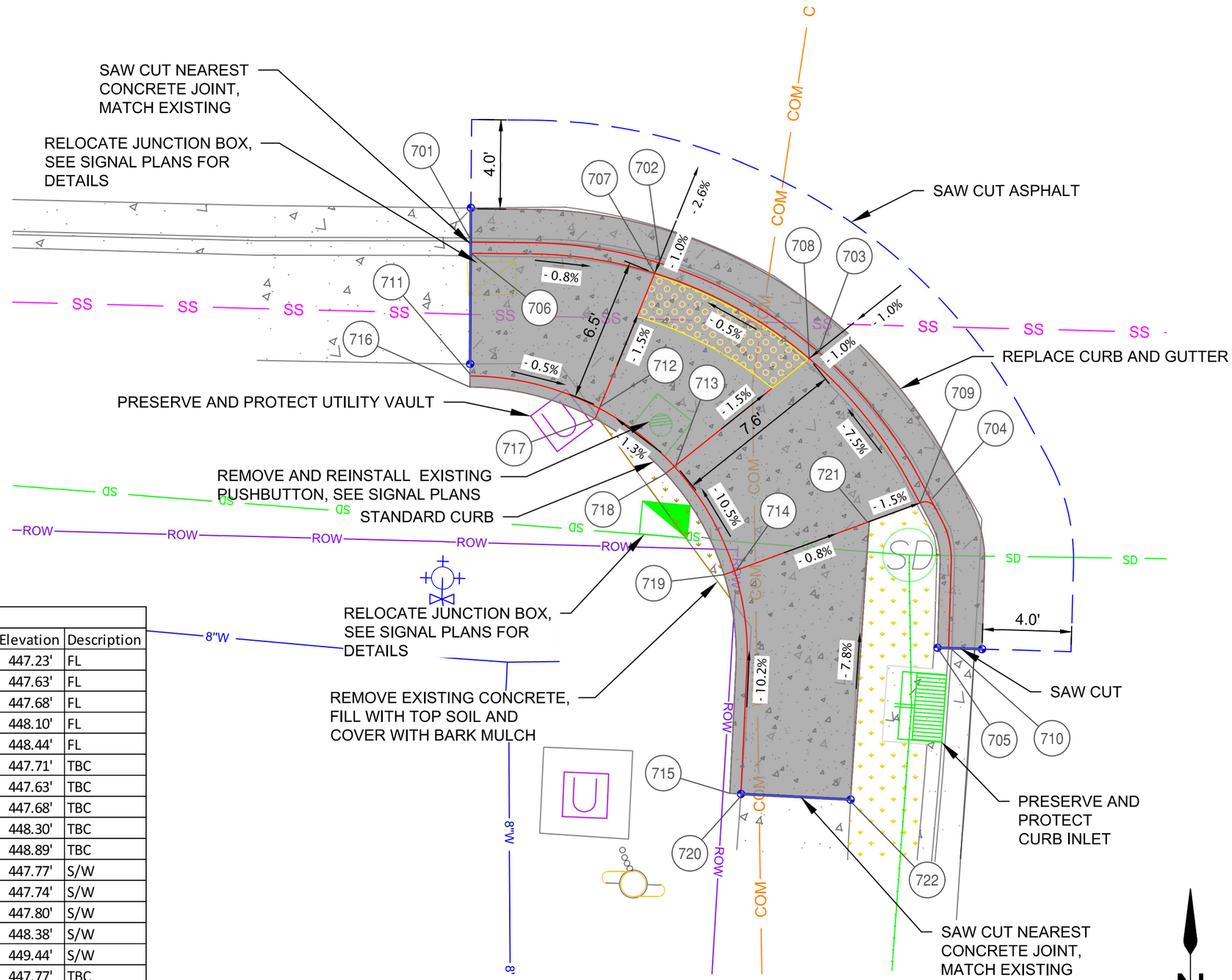

CENTENNIAL BLVD AND PRESCOTT LANE

SOUTHWEST CORNER

0 5 10 Feet

SCALE: 1"=5'

POINT TABLE

Point #	Northing	Easting	Elevation	Description
701	881296.523'	4255329.911'	447.23'	FL
702	881295.586'	4255338.385'	447.63'	FL
703	881291.586'	4255345.564'	447.68'	FL
704	881284.929'	4255350.628'	448.10'	FL
705	881278.206'	4255351.447'	448.44'	FL
706	881295.939'	4255329.916'	447.71'	TBC
707	881295.044'	4255338.163'	447.63'	TBC
708	881291.215'	4255345.101'	447.68'	TBC
709	881284.726'	4255350.075'	448.30'	TBC
710	881278.223'	4255350.864'	448.89'	TBC
711	881290.516'	4255329.871'	447.77'	S/W
712	881289.053'	4255335.709'	447.74'	S/W
713	881286.417'	4255339.113'	447.80'	S/W
714	881281.704'	4255341.825'	448.38'	S/W
715	881271.656'	4255342.118'	449.44'	S/W
716	881289.932'	4255329.863'	447.77'	TBC
717	881288.514'	4255335.488'	448.07'	TBC
718	881286.047'	4255338.660'	448.30'	TBC
719	881281.503'	4255341.277'	448.71'	TBC
720	881271.685'	4255341.535'	449.44'	TBC
721	881283.863'	4255347.718'	448.33'	S/W
722	881271.411'	4255346.876'	449.31'	S/W

No.	Revision/Issue	Date

811 Know what's below. Call before you dig.

UTILITY LOCATIONS ARE APPROXIMATE. THE CONTRACTOR SHALL BE RESPONSIBLE FOR DETERMINING UTILITY LOCATIONS PRIOR TO BEGINNING OF CONSTRUCTION. THESE PLANS MAY NOT SHOW ALL UTILITIES OR THE CORRECT LOCATIONS.

DOWL
920 Country Club Rd., Suite 100B
Eugene, OR 97401
541-683-6090
WWW.DOWL.COM

Project P21151
CENTENNIAL BLVD. OVERLAY (Aspen-Prescott)

City of Springfield
PUBLIC WORKS / ENGINEERING
225 FIFTH STREET, SPRINGFIELD, OR 97477
PHONE (541) 726-3753 FAX (541) 726-3689
INTERNET www.springfield-or.gov
SPRINGFIELD OREGON

REGISTERED PROFESSIONAL ENGINEER 70925 OREGON JUNE 14, 2007 STANLEY ANGELOFF PETROFF

Digitally Signed Date: 2022.02.16 10:08:01-08'00'

EXPIRES: 12/31/2022

RAMP DETAILS

SCALE: 1" = 5'

DRAWN BY: S. WOLFER
DESIGNED BY: K. LEINER
CHECKED BY: S. PETROFF

SHEET J8 OF 50

p21151 j1-j10.dwg

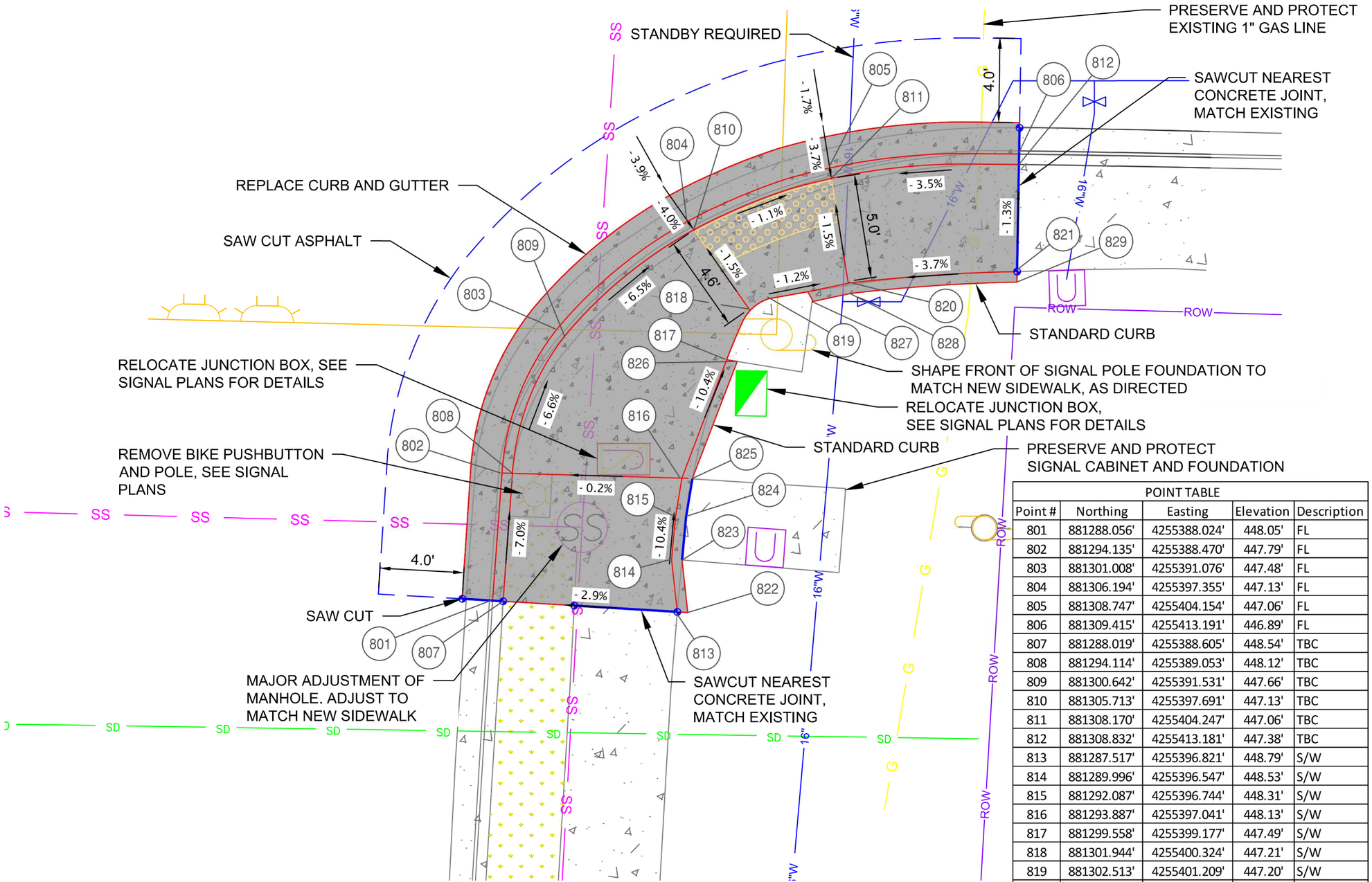

CENTENNIAL BLVD AND PRESCOTT LANE

SOUTHEAST CORNER

0 5 10 Feet

SCALE: 1"=5'

POINT TABLE				
Point #	Northing	Easting	Elevation	Description
801	881288.056'	4255388.024'	448.05'	FL
802	881294.135'	4255388.470'	447.79'	FL
803	881301.008'	4255391.076'	447.48'	FL
804	881306.194'	4255397.355'	447.13'	FL
805	881308.747'	4255404.154'	447.06'	FL
806	881309.415'	4255413.191'	446.89'	FL
807	881288.019'	4255388.605'	448.54'	TBC
808	881294.114'	4255389.053'	448.12'	TBC
809	881300.642'	4255391.531'	447.66'	TBC
810	881305.713'	4255397.691'	447.13'	TBC
811	881308.170'	4255404.247'	447.06'	TBC
812	881308.832'	4255413.181'	447.38'	TBC
813	881287.517'	4255396.821'	448.79'	S/W
814	881289.996'	4255396.547'	448.53'	S/W
815	881292.087'	4255396.744'	448.31'	S/W
816	881293.887'	4255397.041'	448.13'	S/W
817	881299.558'	4255399.177'	447.49'	S/W
818	881301.944'	4255400.324'	447.21'	S/W
819	881302.513'	4255401.209'	447.20'	S/W
820	881303.260'	4255405.037'	447.14'	S/W
821	881303.813'	4255413.091'	447.44'	S/W
822	881287.481'	4255397.405'	448.79'	TBC
823	881289.984'	4255397.131'	448.61'	TBC
824	881292.064'	4255397.326'	448.47'	TBC
825	881293.871'	4255397.625'	448.34'	TBC
826	881299.446'	4255399.759'	447.89'	TBC
827	881302.298'	4255403.328'	447.62'	TBC
828	881302.684'	4255405.130'	447.55'	TBC
829	881303.230'	4255413.085'	447.45'	TBC

No.	Revision/Issue	Date

811 Know what's below. Call before you dig.

UTILITY LOCATIONS ARE APPROXIMATE. THE CONTRACTOR SHALL BE RESPONSIBLE FOR DETERMINING UTILITY LOCATIONS PRIOR TO BEGINNING OF CONSTRUCTION. THESE PLANS MAY NOT SHOW ALL UTILITIES OR THE CORRECT LOCATIONS.

DOWL
920 Country Club Rd., Suite 100B
Eugene, OR 97401
541-683-6090
WWW.DOWL.COM

Project P21151
CENTENNIAL BLVD.
OVERLAY (Aspen-Prescott)

City of Springfield
PUBLIC WORKS / ENGINEERING
225 FIFTH STREET, SPRINGFIELD, OR 97477
PHONE (541) 726-3753 FAX (541) 726-3689
INTERNET www.springfield-or.gov
SPRINGFIELD OREGON

REGISTERED PROFESSIONAL ENGINEER
70925
Digitally Signed Date: 2022.02.16 10:08:28-08'00'
OREGON
JUNE 14, 2007
STANLEY ANGELOFF PETROFF
EXPIRES: 12/31/2022

RAMP DETAILS

SCALE: 1" = 5'

DRAWN BY: S. WOLFER
DESIGNED BY: K. LEINER
CHECKED BY: S. PETROFF

SHEET J9 OF 50

p21151 j1-j10.dwg

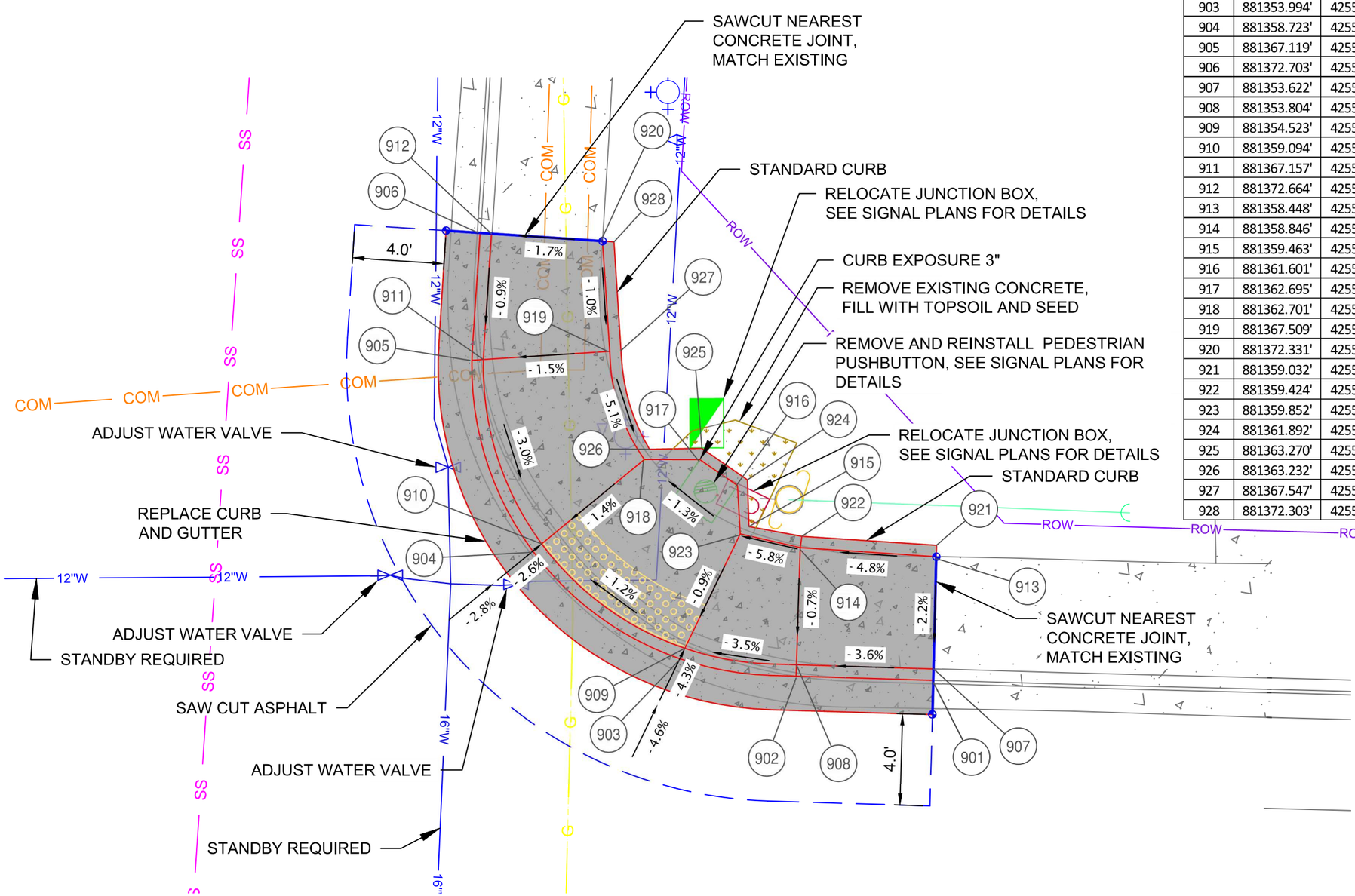

POINT TABLE				
Point #	Northing	Easting	Elevation	Description
901	881353.039'	4255428.257'	446.03'	FL
902	881353.221'	4255422.259'	446.08'	FL
903	881353.994'	4255417.137'	446.11'	FL
904	881358.723'	4255410.680'	446.02'	FL
905	881367.119'	4255407.998'	445.90'	FL
906	881372.703'	4255408.352'	445.82'	FL
907	881353.622'	4255428.271'	446.51'	TBC
908	881353.804'	4255422.278'	446.29'	TBC
909	881354.523'	4255417.393'	446.11'	TBC
910	881359.094'	4255411.132'	446.02'	TBC
911	881367.157'	4255408.582'	446.28'	TBC
912	881372.664'	4255408.934'	446.33'	TBC
913	881358.448'	4255428.381'	446.62'	S/W
914	881358.846'	4255422.437'	446.31'	S/W
915	881359.463'	4255419.734'	446.17'	S/W
916	881361.601'	4255419.615'	446.15'	S/W
917	881362.695'	4255418.022'	446.13'	S/W
918	881362.701'	4255415.578'	446.10'	S/W
919	881367.509'	4255414.024'	446.36'	S/W
920	881372.331'	4255413.711'	446.41'	S/W
921	881359.032'	4255428.399'	446.62'	TBC
922	881359.424'	4255422.513'	446.56'	TBC
923	881359.852'	4255420.197'	446.42'	TBC
924	881361.892'	4255420.132'	446.40'	TBC
925	881363.270'	4255418.139'	446.38'	TBC
926	881363.232'	4255415.845'	446.35'	TBC
927	881367.547'	4255414.601'	446.39'	TBC
928	881372.303'	4255414.293'	446.41'	TBC

CENTENNIAL BLVD AND PRESCOTT LANE

NORTHEAST CORNER

0 5 10 Feet

SCALE: 1"=5'

N

No.	Revision/Issue	Date

811 Know what's **below.** **Call** before you dig.

UTILITY LOCATIONS ARE APPROXIMATE. THE CONTRACTOR SHALL BE RESPONSIBLE FOR DETERMINING UTILITY LOCATIONS PRIOR TO BEGINNING OF CONSTRUCTION. THESE PLANS MAY NOT SHOW ALL UTILITIES OR THE CORRECT LOCATIONS.

DOWL
920 Country Club Rd., Suite 100B
Eugene, OR 97401
541-683-6090
WWW.DOWL.COM

Project P21151
CENTENNIAL BLVD. OVERLAY (Aspen-Prescott)

City of Springfield
PUBLIC WORKS / ENGINEERING
225 FIFTH STREET, SPRINGFIELD, OR 97477
PHONE (541) 726-3753 FAX (541) 726-3689
INTERNET www.springfield-or.gov

SPRINGFIELD OREGON

REGISTERED PROFESSIONAL ENGINEER
70925
Digitally Signed Date: 2022.02.16 10:08:56-08'00'
OREGON
JUNE 14, 2007
STANLEY ANGELOFF PETROFF

EXPIRES: 12/31/2022

RAMP DETAILS

SCALE: 1" = 5'

DRAWN BY:	S. WOLFER
DESIGNED BY:	K. LEINER
CHECKED BY:	S. PETROFF

SHEET **J10** OF **50**

p21151 j1-j10.dwg

POINT TABLE				
Point #	Northing	Easting	Elevation	Description
1001	881356.0845'	4255341.5517'	446.40'	FL
1002	881355.8635'	4255348.5479'	446.37'	FL
1003	881355.6964'	4255353.8402'	446.34'	FL
1004	881355.9205'	4255359.5176'	446.26'	FL
1005	881358.9924'	4255366.2221'	446.16'	FL
1006	881367.8389'	4255371.8708'	446.02'	FL
1007	881373.1405'	4255372.4033'	445.96'	FL
1008	881380.1303'	4255372.7808'	445.83'	FL
1009	881356.6675'	4255341.5724'	446.89'	TBC
1010	881356.4465'	4255348.5690'	446.37'	TBC
1011	881356.2801'	4255353.8377'	446.34'	TBC
1012	881356.4854'	4255359.3670'	446.51'	TBC
1013	881359.4207'	4255365.8228'	446.41'	TBC
1014	881367.8879'	4255371.2829'	446.02'	TBC
1015	881373.1719'	4255371.8209'	445.96'	TBC
1016	881380.1618'	4255372.1983'	446.35'	TBC
1017	881361.4318'	4255341.7447'	446.91'	SW
1018	881361.3988'	4255348.7481'	446.43'	SW
1019	881361.3776'	4255351.3952'	446.42'	SW
1020	881361.3586'	4255353.3952'	446.41'	SW
1021	881361.3901'	4255353.9054'	446.42'	SW
1022	881362.4334'	4255357.7817'	446.51'	SW
1023	881364.4062'	4255361.1764'	446.45'	SW
1024	881365.3153'	4255362.2481'	446.36'	SW
1025	881368.6131'	4255362.5773'	446.16'	SW
1026	881373.6316'	4255363.3087'	446.08'	SW
1027	881376.8870'	4255366.8327'	446.25'	SW
1028	881380.4196'	4255367.4237'	446.38'	SW
1029	881362.0147'	4255341.7658'	446.91'	TBC
1030	881361.9818'	4255348.7692'	446.85'	TBC
1031	881361.9610'	4255351.4008'	446.83'	TBC
1032	881361.9419'	4255353.4007'	446.81'	TBC
1033	881361.9730'	4255353.9020'	446.80'	TBC
1034	881363.0024'	4255357.6301'	446.66'	TBC
1035	881364.8349'	4255360.7769'	446.51'	TBC
1036	881365.5946'	4255361.6897'	446.51'	TBC
1037	881368.6616'	4255361.9959'	446.49'	TBC
1038	881373.6754'	4255362.4966'	446.41'	TBC
1039	881377.1804'	4255366.2907'	446.42'	TBC
1040	881380.4509'	4255366.8430'	446.38'	TBC

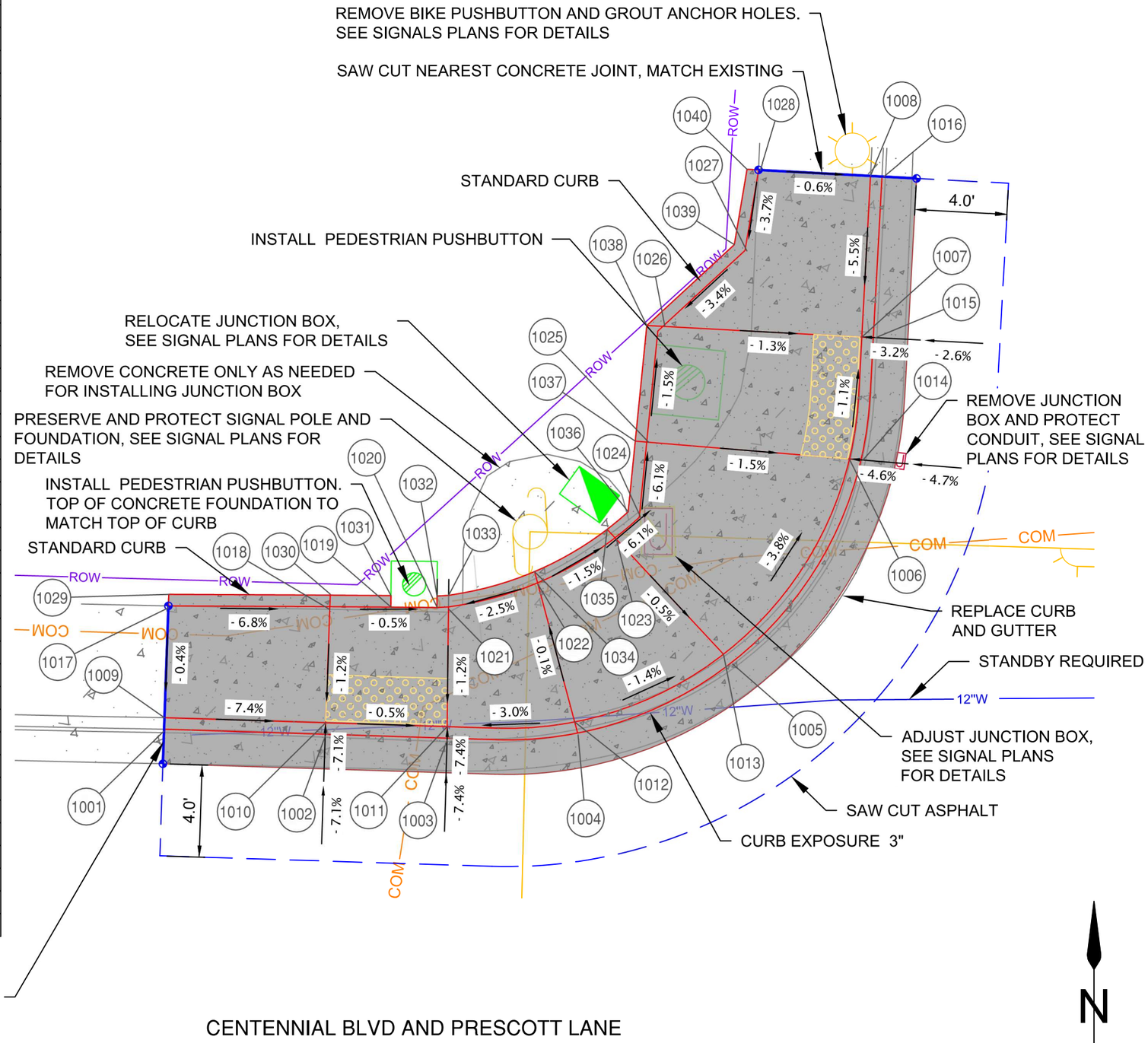

CENTENNIAL BLVD AND PRESCOTT LANE

NORTHWEST CORNER

0 5 10 Feet

SCALE: 1"=5'

No.	Revision/Issue	Date

811 Know what's below. Call before you dig.

UTILITY LOCATIONS ARE APPROXIMATE. THE CONTRACTOR SHALL BE RESPONSIBLE FOR DETERMINING UTILITY LOCATIONS PRIOR TO BEGINNING OF CONSTRUCTION. THESE PLANS MAY NOT SHOW ALL UTILITIES OR THE CORRECT LOCATIONS.

DOWL
920 Country Club Rd., Suite 100B
Eugene, OR 97401
541-683-6090
WWW.DOWL.COM

Project P21151
CENTENNIAL BLVD.
OVERLAY (Aspen-Prescott)

City of Springfield
PUBLIC WORKS / ENGINEERING
225 FIFTH STREET, SPRINGFIELD, OR 97477
PHONE (541) 726-3753 FAX (541) 726-3689
INTERNET www.springfield-or.gov

SPRINGFIELD OREGON

REGISTERED PROFESSIONAL ENGINEER
70925
Digitally Signed Date: 2022.02.16 10:09:21-08'00'
OREGON
JUNE 14, 2007
STANLEY ANGELOFF PETROFF
EXPIRES: 12/31/2022

RAMP DETAILS

SCALE: 1" = 5'

DRAWN BY:	S. WOLFER
DESIGNED BY:	K. LEINER
CHECKED BY:	S. PETROFF

SHEET J11 OF 50

p21151 j1-j10.dwg

NOTES:

1. PLACE INLET/CATCH BASIN PROTECTION AT EXISTING FIXTURES.

GENERAL NOTES:

1. CONCRETE WASHOUTS ARE NOT PROVIDED ON THIS PROJECT.
2. SAW CUTTING SLURRY IS TO BE VACUUMED.

EROSION CONTROL STANDARD NOTES:

A. APPROVAL OF THIS EROSION AND SEDIMENTATION CONTROL PLAN (ESCP) DOES NOT CONSTITUTE AN APPROVAL OF PERMANENT ROAD OR DRAINAGE DESIGN (E.G., SIZE AND LOCATION OF ROADS, PIPES, RESTRICTORS, CHANNELS, RETENTION FACILITIES, UTILITIES, ETC.).

B. APPROVAL OF THIS ESCP DOES NOT RELIEVE THE PERMIT HOLDER AND OR THE CONTRACTOR FROM ALL OTHER PERMITTING REQUIREMENTS. PRIOR TO BEGINNING CONSTRUCTION ACTIVITIES, ALL OTHER NECESSARY APPROVALS SHALL BE OBTAINED.

C. AN INSPECTION OF THE EROSION CONTROL MEASURES BY CITY LDAP STAFF IS REQUIRED PRIOR TO ANY GROUND DISTURBANCE ON THE SITE.

D. THE EROSION AND SEDIMENT CONTROL MEASURES SHOWN ON THE PLAN ARE THE MINIMUM REQUIREMENTS FOR ANTICIPATED SITE CONDITIONS. DURING THE CONSTRUCTION PERIOD, THESE MEASURES SHALL BE UPGRADED AS NEEDED FOR UNEXPECTED STORM EVENTS AND TO ENSURE THAT SEDIMENT AND SEDIMENT-LADEN WATER DOES NOT LEAVE THE SITE.

E. THE IMPLEMENTATION OF THE ESCP AND THE CONSTRUCTION, MAINTENANCE, REPLACEMENT, AND UPGRADING OF THE EROSION AND SEDIMENT CONTROL MEASURES IS THE RESPONSIBILITY OF THE PERMIT HOLDER AND OR THE CONTRACTOR UNTIL ALL CONSTRUCTION IS COMPLETED AND ACCEPTED BY THE CITY AND VEGETATION/LANDSCAPING IS ESTABLISHED PER THE REQUIRED WARRANTY PERIOD.

F. IN THE EVENT THE ESC FACILITIES IDENTIFIED ON THE ESCP ARE NOT FUNCTIONING PROPERLY, THE CONTRACTOR IS RESPONSIBLE FOR IMMEDIATELY IMPLEMENTING CHANGES TO THE ESCP AS DIRECTED BY THE ESCP ENGINEER OR HIS INSPECTOR. THE ENGINEER, HIS INSPECTOR OR THE CITY MAY STOP ALL CONSTRUCTION ACTIVITY ON SITE UNTIL THE EROSION PROBLEM IS CORRECTED AND ALL ESC FACILITIES ARE FUNCTIONING PROPERLY. IF THE CONTRACTOR DOES NOT IMMEDIATELY IMPLEMENT CHANGES TO THE ESCP IDENTIFIED BY THE ESCP ENGINEER OR HIS INSPECTOR, THE CITY MAY IMPLEMENT THE NECESSARY CHANGES AND REQUIRE PAYMENT FROM THE CONTRACTOR PRIOR TO PROJECT ACCEPTANCE BY THE CITY.

G. THE BOUNDARIES OF THE CLEARING LIMITS SHOWN ON THIS PLAN SHALL BE CLEARLY FLAGGED IN THE FIELD BY THE ENGINEER PRIOR TO CONSTRUCTION. DURING THE CONSTRUCTION PERIOD, NO DISTURBANCE BEYOND THE FLAGGED CLEARING LIMITS SHALL BE PERMITTED. THE FLAGGING SHALL BE MAINTAINED BY THE PERMIT HOLDER AND OR THE CONTRACTOR FOR THE DURATION OF CONSTRUCTION.

H. THE EROSION AND SEDIMENT CONTROL MEASURES ON ACTIVE SITES SHALL BE INSPECTED AND MAINTAINED DAILY AND WITHIN THE 24 HOURS AFTER ANY STORM EVENT OF GREATER THAN 0.5 INCHES OF RAIN PER 24 HOUR PERIOD. MEASURES SHALL BE INSPECTED BY THE PERMIT HOLDER AND OR THE CONTRACTOR AFTER EACH RAINFALL AND AT LEAST DAILY DURING PROLONGED RAINFALL. ANY REQUIRED REPAIRS OR ADJUSTMENTS SHALL BE MADE IMMEDIATELY. THE EROSION AND SEDIMENT CONTROL MEASURES ON INACTIVE SITES SHALL BE INSPECTED A MINIMUM OF ONCE EVERY TWO (2) WEEKS OR WITHIN 48 HOURS FOLLOWING A STORM EVENT. WRITTEN RECORDS SHALL BE KEPT OF WEEKLY REVIEWS OF THE ESC FACILITIES DURING THE WET SEASON (OCTOBER 1 TO APRIL 30) AND OF MONTHLY REVIEWS DURING THE DRY SEASON (MAY 1 TO SEPTEMBER 30).

I. ALL EROSION AND SEDIMENT CONTROL MEASURES SHALL BE PROTECTED FROM DAMAGE AT ALL TIMES. CONTROL MEASURES SHALL REMAIN IN PLACE UNTIL PERMANENT OR TEMPORARY RE-VEGETATION HAS BEEN STABILIZED. ANY MEASURE THAT IS DAMAGED OR DESTROYED SHALL BE REPAIRED OR REPLACED IMMEDIATELY.

J. ANY AREAS OF EXPOSED SOILS, INCLUDING ROADWAY EMBANKMENTS, THAT WILL NOT BE DISTURBED FOR TWO DAYS DURING THE WET SEASON (OCTOBER 1 TO APRIL 30) OR SEVEN DAYS DURING THE DRY SEASON (MAY 1 TO SEPTEMBER 30) SHALL BE IMMEDIATELY STABILIZED WITH AN APPROVED ESC METHOD (SEEDING & MULCHING WITH STRAW, BARK, COMPOST, OR PLASTIC COVERING, ETC.).

K. A SUPPLY OF MATERIALS NECESSARY TO MEET COMPLIANCE AND IMPLEMENT THE LDAP OR OTHER BEST MANAGEMENT EROSION PRACTICES UNDER ALL WEATHER CONDITIONS SHALL BE MAINTAINED AT ALL TIMES ON THE CONSTRUCTION SITE.

L. NO HAZARDOUS SUBSTANCES, SUCH AS PAINTS, THINNERS, FUELS AND OTHER CHEMICALS SHALL BE RELEASED ONTO THE SITE, ADJACENT PROPERTIES, OR INTO WATER FEATURES, THE CITY'S STORM WATER SYSTEM, OR RELATED NATURAL RESOURCES.

M. STREET SWEEPING SHALL BE PERFORMED AS NEEDED OR WHEN DIRECTED BY THE CITY INSPECTOR TO ENSURE PUBLIC RIGHT-OF-WAYS ARE KEPT CLEAN AND FREE OF DEBRIS. STREET FLUSHING IS PROHIBITED.

N. WHEN TRUCKING SATURATED SOILS FROM THE SITE, EITHER WATER-TIGHT TRUCKS SHALL BE USED OR LOADS SHALL BE DRAINED ON SITE UNTIL DRIPPING HAS BEEN REDUCED TO NO MORE THAN ONE GALLON PER HOUR. SEDIMENT LADEN WATER WILL NOT BE ALLOWED TO ENTER THE STORM WATER SYSTEM

O. EXTRACTED GROUND WATER FROM EXCAVATED TRENCHES SHALL BE DISPOSED OF IN A SUITABLE MANNER WITHOUT DAMAGE TO ADJACENT PROPERTY, PUBLIC STORM WATER SYSTEM, WATER FEATURES, AND RELATED NATURAL RESOURCES. APPROVAL OF A DEWATERING SYSTEM DOES NOT GUARANTEE THAT IT WILL MEET COMPLIANCE OR BE ACCEPTABLE FOR USE IN ALL SITUATIONS. MODIFICATIONS TO THE DEWATERING SYSTEM WILL BE REQUIRED IF COMPLIANCE CAN NOT BE MET. AT NO TIME WILL SEDIMENT LADEN WATER BE ALLOWED TO LEAVE THE CONSTRUCTION SITE.

P. AT NO TIME SHALL MORE THAN ONE FOOT OF SEDIMENT BE ALLOWED TO ACCUMULATE WITHIN A CATCH BASIN. ALL CATCH BASINS AND CONVEYANCE LINES SHALL BE CLEANED PRIOR TO PAVING. THE CLEANING OPERATION SHALL NOT FLUSH SEDIMENT LADEN WATER INTO THE DOWNSTREAM SYSTEM.

Q. ANY REQUIRED STABILIZED CONSTRUCTION ENTRANCES AND ROADS SHALL BE INSTALLED AT THE BEGINNING OF CONSTRUCTION AND MAINTAINED FOR THE DURATION OF THE PROJECT. ADDITIONAL MEASURES, SUCH AS WASH PADS, MAY BE REQUIRED TO ENSURE THAT ALL PAVED AREAS ARE KEPT CLEAN FOR THE DURATION OF THE PROJECT.

R. ANY PERMANENT FLOW CONTROL FACILITY USED AS A TEMPORARY SETTLING BASIN SHALL BE MODIFIED WITH THE NECESSARY EROSION CONTROL MEASURES AND SHALL PROVIDE ADEQUATE STORAGE CAPACITY.

S. WHERE STRAW MULCH FOR TEMPORARY EROSION CONTROL IS REQUIRED, IT SHALL BE APPLIED AT A MINIMUM THICKNESS OF TWO TO THREE INCHES.

T. IN PREPARATION OF THE WET SEASON, ALL DISTURBED AREAS SHALL BE REVIEWED TO IDENTIFY WHICH ONES CAN BE SEEDED IN PREPARATION FOR THE WINTER RAINS. A SKETCH MAP OF THOSE AREAS TO BE SEEDED AND THOSE AREAS TO REMAIN UNCOVERED SHALL BE SUBMITTED TO THE CITY BY SEPTEMBER 15. THE CITY CAN REQUIRE SEEDING OF ADDITIONAL AREAS IN ORDER TO PROTECT SURFACE WATERS, ADJACENT PROPERTIES, OR DRAINAGE FACILITIES. DISTURBED AREAS IDENTIFIED FOR SEEDING SHALL BE SEEDED PRIOR TO THE BEGINNING OF THE WET SEASON (OCTOBER 1).

No.	Revision/Issue	Date

811
Know what's **below.**
Call before you dig.

UTILITY LOCATIONS ARE APPROXIMATE. THE CONTRACTOR SHALL BE RESPONSIBLE FOR DETERMINING UTILITY LOCATIONS PRIOR TO BEGINNING OF CONSTRUCTION. THESE PLANS MAY NOT SHOW ALL UTILITIES OR THE CORRECT LOCATIONS.

DOWL
920 Country Club Rd., Suite 100B
Eugene, OR 97401
541-683-6090
WWW.DOWL.COM

Project P21151
CENTENNIAL BLVD.
OVERLAY (Aspen-Prescott)

City of Springfield
PUBLIC WORKS / ENGINEERING
225 FIFTH STREET, SPRINGFIELD, OR 97477
PHONE (541) 726-3753 FAX (541) 726-3689
INTERNET www.springfield-or.gov
SPRINGFIELD OREGON

REGISTERED PROFESSIONAL ENGINEER
70925
OREGON
JUNE 14, 2007
STANLEY ANGELOFF PETROFF

Digitally Signed Date: 2022.02.16 10:09:54-08'00'

EXPIRES: 12/31/2022

EROSION & SEDIMENT CONTROL

DRAWN BY:	S. WOLFER
DESIGNED BY:	K. LEINER
CHECKED BY:	S. PETROFF

SHEET **Q1** OF **50**

p21151 q1-q2.dwg

LEGEND

W	INSTALL 4" WHITE LINE.
W-2	INSTALL 8" WHITE LINE.
WB / R-40	INSTALL WHITE BROKEN LINE SUPPLEMENTATION REFLECTORS WITH 4" WHITE BROKEN LINE.
WD	INSTALL 4" WHITE DOTTED LINE.
WD-2	INSTALL 8" WHITE DOTTED LINE.
DLL-2	INSTALL 8" WHITE DOTTED LANE LINE.
ND / R-20	INSTALL NARROW DOUBLE YELLOW POSITIONING GUIDE REFLECTORS WITH TWO 4" YELLOW LINES.
D / R-20	INSTALL DOUBLE NO-PASS POSITIONING GUIDE REFLECTORS WITH TWO 4" YELLOW LINES.
CW	INSTALL STANDARD CROSSWALK TWO 1' WHITE BARS.
LA	INSTALL LEFT TURN ARROW (WHITE).
RA	INSTALL RIGHT TURN ARROW (WHITE).
BS	INSTALL BIKE MARKING (WHITE).
SCH	INSTALL "SCHOOL" (WHITE).
XNG	INSTALL "X-ING" (WHITE).
BLE-G	INSTALL GREEN SUPPLEMENTAL BICYCLE LANE DOTTED LINE EXTENSION (GREEN)
TS	INSTALL TRANSVERSE SHOULDER BARS 1' WHITE BARS AT 20' SPACING
LRA-R	INSTALL LANE REDUCTION ARROW RIGHT LANE ENDS (WHITE)

LEGEND CONT.

N / M	INSTALL SIGN (N) AND (M) SIGN SUPPORT.
EXN / M	MAINTAIN AND PROTECT EXISTING SIGN (N) AND (M) SIGN SUPPORT.
RIN / M	REINSTALL SIGN (N) ON NEW (M) SIGN SUPPORT.
RSN / M	REMOVE AND SAVE SIGN (N) AND REMOVE (M) SIGN SUPPORT.
RXN / M	REMOVE EXISTING SIGN (N) AND (M) SIGN SUPPORT.

N = SIGN NUMBER
M = MATERIAL:
P = ROUND PIPE SUPPORT
MA = MAST ARM MOUNT
W = WOOD POST
ST = PERFORATED STEEL SQUARE TUBE
SSC = STAINLESS STEEL CLAMP

GENERAL NOTES

1. ACCOMPANIED BY OREGON STD. DRAWINGS TM200, TM201, TM206, TM240, TM500, TM501, TM502, TM503, TM521, TM530, TM531, TM539, TM561, TM675, TM677, AND CITY OF SPRINGFIELD STD. DRAWINGS 5-18, AND 5-21.
2. ALL CROSSWALKS AND BIKE LANE STENCILS SHALL BE TYPE "B-HS" THERMOPLASTIC. LONGITUDINAL PAVEMENT MARKING SHALL BE PAINT. ALL OTHER PAVEMENT LEGENDS AND BARS SHALL BE TYPE "B" THERMOPLASTIC.
3. DIMENSIONS SHOWN ARE APPROXIMATE. ALL PAVEMENT MARKINGS SHALL BE APPROVED IN THE FIELD BY THE ENGINEER.
4. REMOVE ALL EXISTING STRIPING THAT CONFLICTS WITH THIS PLAN. EXISTING STRIPING SHALL BE REMOVED AS DIRECTED BY THE ENGINEER.
5. EXISTING STRIPING ON SIDE STREETS SHALL BE MAINTAINED AND PROTECTED, UNLESS OTHERWISE SPECIFIED.

CONSTRUCTION NOTES

1	REMOVE STRIPING ON EXISTING PAVEMENT FROM STOP BAR TO STATION 0+33.
2	THIS SYMBOL IS NOT SHOWN TO SCALE REFER TO OREGON STANDARD DRAWING TM503 FOR GUIDANCE.

No.	Revision/Issue	Date

811
Know what's **below.**
Call before you dig.

UTILITY LOCATIONS ARE APPROXIMATE. THE CONTRACTOR SHALL BE RESPONSIBLE FOR DETERMINING UTILITY LOCATIONS PRIOR TO BEGINNING OF CONSTRUCTION. THESE PLANS MAY NOT SHOW ALL UTILITIES OR THE CORRECT LOCATIONS.

DOWL
920 Country Club Rd., Suite 100B
Eugene, OR 97401
541-683-6090
WWW.DOWL.COM

Project P21151
Centennial Blvd.
Overlay (Aspen-Prescott)

City of Springfield
PUBLIC WORKS / ENGINEERING
225 FIFTH STREET, SPRINGFIELD, OR 97477
PHONE (541) 726-3753 FAX (541) 726-3689
INTERNET www.springfield-or.gov
SPRINGFIELD OREGON

REGISTERED PROFESSIONAL ENGINEER
85,648
OREGON
JUNE 7, 2012
ADAM N. MILES
Digitally Signed
2022.02.16 13:01:24-08'00'
EXPIRES: 12/31/2022

STRIPING & SIGNAGE SHEETS

NO SCALE	SHEET S1 OF 50
DRAWN BY: C.DENNING	
DESIGNED BY: C.DENNING	
CHECKED BY: A.MILES	

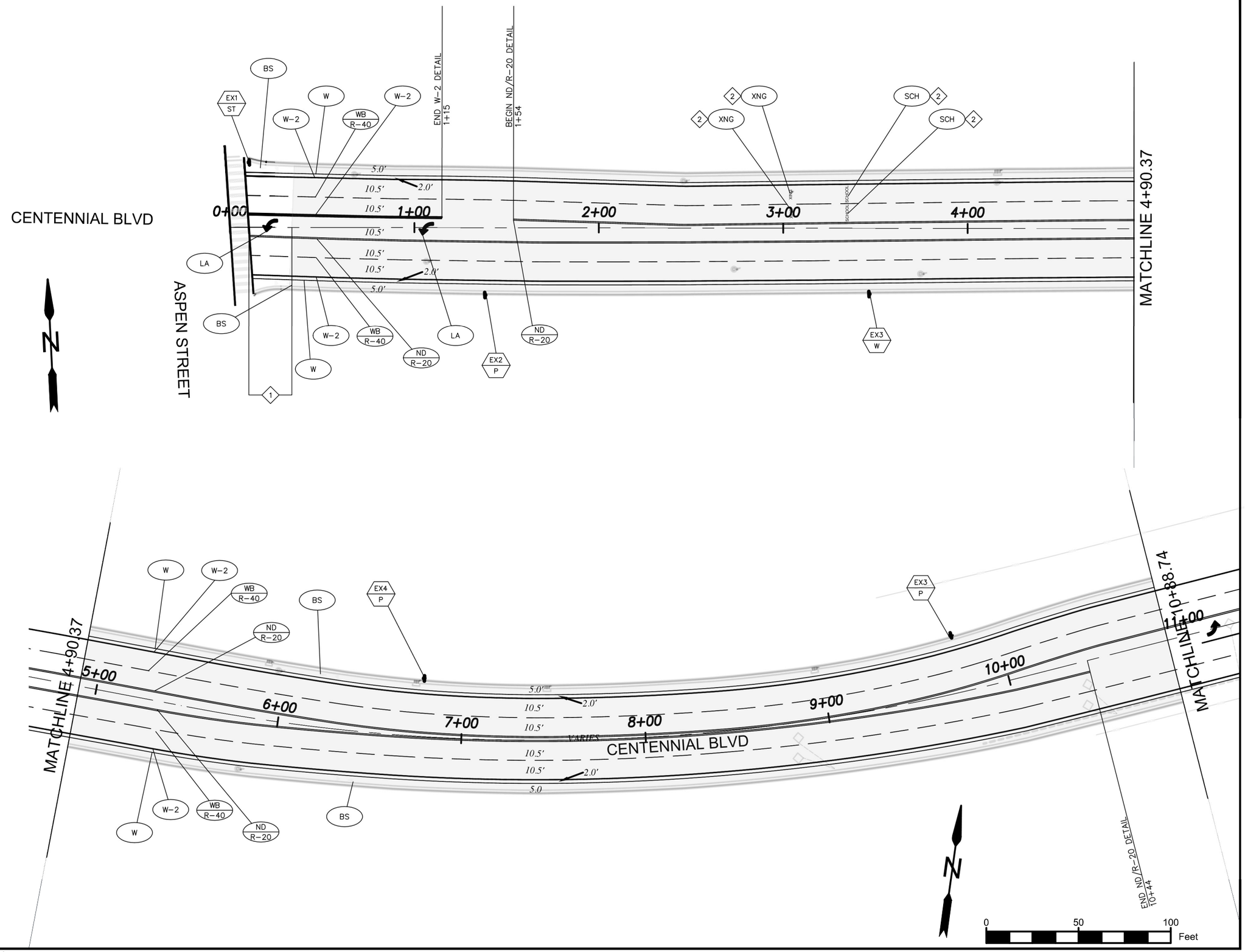

No.	Revision/Issue	Date

811
Know what's **below.**
Call before you dig.

UTILITY LOCATIONS ARE APPROXIMATE. THE CONTRACTOR SHALL BE RESPONSIBLE FOR DETERMINING UTILITY LOCATIONS PRIOR TO BEGINNING OF CONSTRUCTION. THESE PLANS MAY NOT SHOW ALL UTILITIES OR THE CORRECT LOCATIONS.

DOWL
920 Country Club Rd., Suite 100B
Eugene, OR 97401
541-683-6090
WWW.DOWL.COM

Project P21151 Centennial Blvd. Overlay (Aspen-Prescott)

City of Springfield
PUBLIC WORKS / ENGINEERING
225 FIFTH STREET, SPRINGFIELD, OR 97477
PHONE (541) 726-3753 FAX (541) 726-3689
INTERNET www.springfield-or.gov
SPRINGFIELD OREGON

REGISTERED PROFESSIONAL ENGINEER
85648
OREGON
JUNE 7, 2012
ADAM N. MILES

Digitally Signed
2022.02.16 13:03:01-08'00'

EXPIRES: 12/31/2022

STRIPING & SIGNAGE SHEETS

SCALE: 1' = 50'	SHEET S2 OF 50
DRAWN BY: C.DENNING	
DESIGNED BY: C.DENNING	
CHECKED BY: A.MILES	

February 8, 2022

p21151 s1-s4.dwg

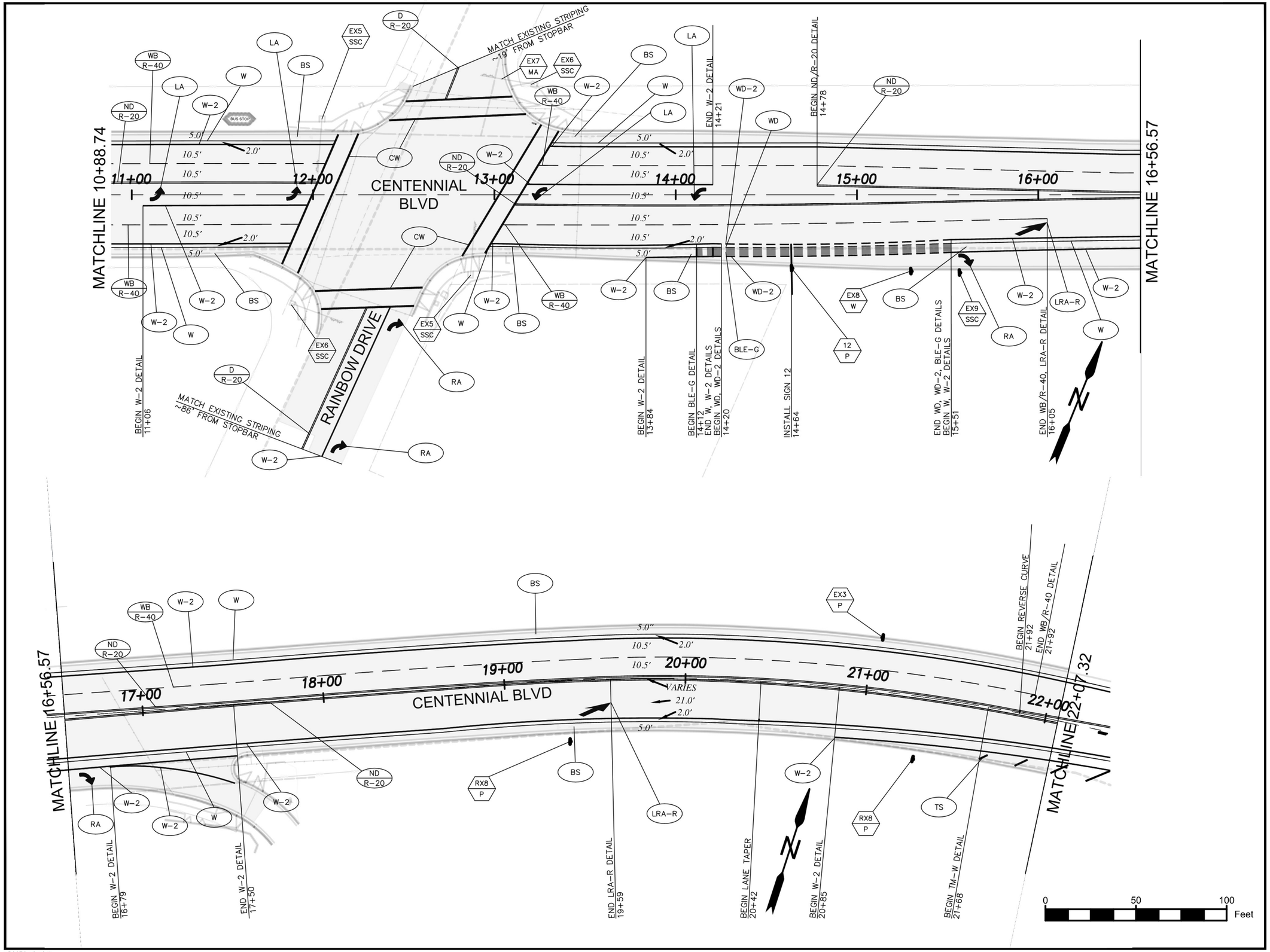

No.	Revision/Issue	Date

811
Know what's **below.**
Call before you dig.

UTILITY LOCATIONS ARE APPROXIMATE. THE CONTRACTOR SHALL BE RESPONSIBLE FOR DETERMINING UTILITY LOCATIONS PRIOR TO BEGINNING OF CONSTRUCTION. THESE PLANS MAY NOT SHOW ALL UTILITIES OR THE CORRECT LOCATIONS.

DOWL
920 Country Club Rd., Suite 100B
Eugene, OR 97401
541-683-6090
WWW.DOWL.COM

Project P21151 Centennial Blvd. Overlay (Aspen-Prescott)

City of Springfield

PUBLIC WORKS / ENGINEERING
225 FIFTH STREET, SPRINGFIELD, OR 97477
PHONE (541) 726-3753 FAX (541) 726-3689
INTERNET www.springfield-or.gov

SPRINGFIELD OREGON

REGISTERED PROFESSIONAL ENGINEER
85,648
Digitally Signed
2022.02.16 13:04:03-08'00'
OREGON
JUNE 7, 2012
ADAM N. MILES

EXPIRES: 12/31/2022

STRIPING & SIGNAGE SHEETS

SCALE: 1' = 50'	SHEET S3 OF 50
DRAWN BY: C.DENNING	
DESIGNED BY: C.DENNING	
CHECKED BY: A.MILES	

February 8, 2022

p21151 s1-s4.dwg

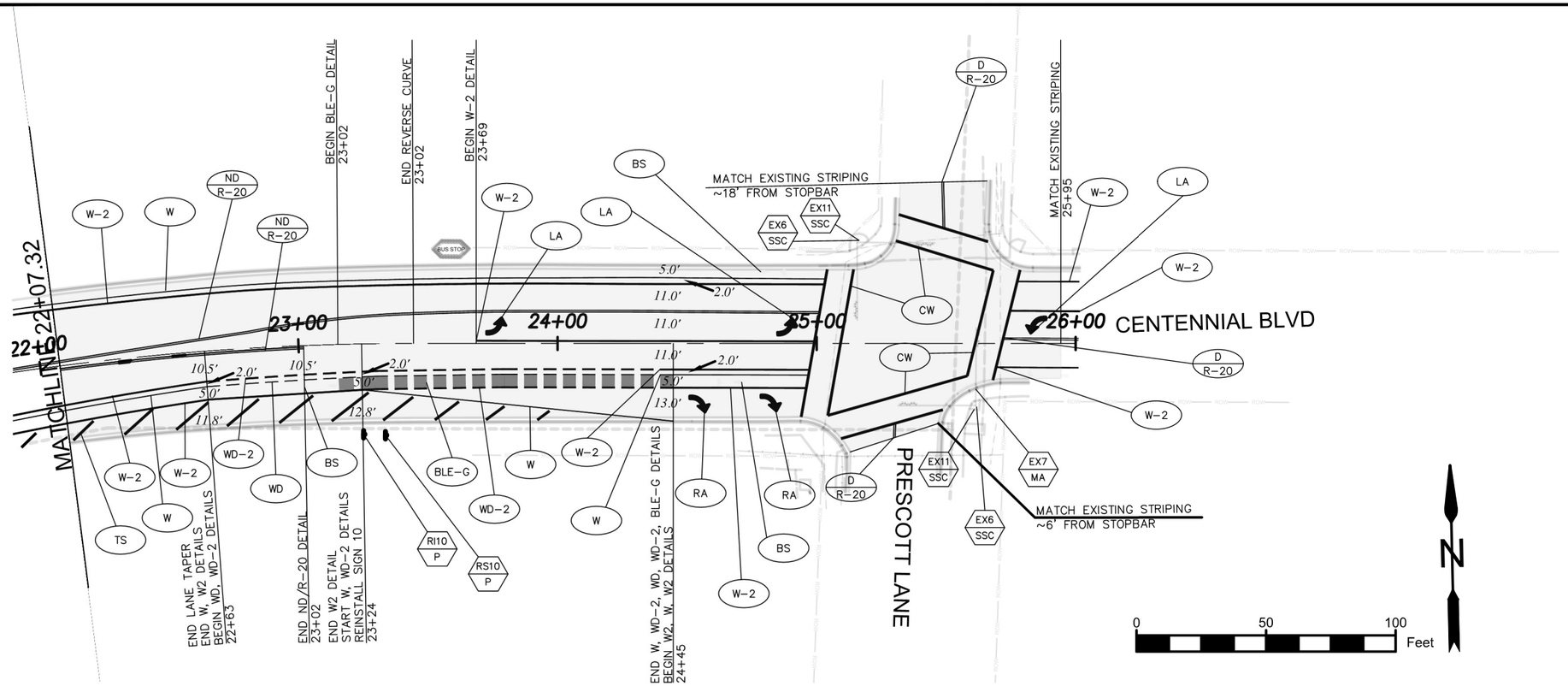

NO.	TYPE	QTY	LEGEND	SIZE (IN)	COMMENTS
1		1	SCHOOL CROSSWALK (TOP) AND LEFT ARROW (BOTTOM)		MAINTAIN AND PROTECT EXISTING SIGN AND SUPPORT
2		1	CITY OF SPRINGFIELD		MAINTAIN AND PROTECT EXISTING SIGN AND SUPPORT
3		3	SPEED LIMIT 35		MAINTAIN AND PROTECT EXISTING SIGN AND SUPPORT
4		1	SCHOOL CROSSWALK (TOP) AND AHEAD (BOTTOM)		MAINTAIN AND PROTECT EXISTING SIGN AND SUPPORT
5		2	RAINBOW DR		MAINTAIN AND PROTECT EXISTING SIGN AND SUPPORT
6		4	W CENTENNIAL BLVD		MAINTAIN AND PROTECT EXISTING SIGN AND SUPPORT
7		2	RIGHT TURN ONLY		MAINTAIN AND PROTECT EXISTING SIGN AND SUPPORT
8		3	RIGHT LANE MUST TURN RIGHT		MAINTAIN AND PROTECT EXISTING SIGN AND SUPPORT
9		1	DRINKING WATER SUPPLY AREA		MAINTAIN AND PROTECT EXISTING SIGN AND SUPPORT
10		1	BEGIN RIGHT TURN LANE YIELD TO BIKES		REMOVE AND RELOCATE EXISTING SIGN AND REMOVE SUPPORT
11		2	PRESCOTT LN		MAINTAIN AND PROTECT EXISTING SIGN AND SUPPORT
12	W4-2	1	MERGE LEFT	36" x 36"	INSTALL NEW SIGN ON NEW 2" GALVANIZED STEEL PIPE SUPPORT SEE CITY STANDARD DRAWING TSD5_18

SIGN NO. 10



SIGN NO. 12

No.	Revision/Issue	Date

811
Know what's **below.**
Call before you dig.

UTILITY LOCATIONS ARE APPROXIMATE. THE CONTRACTOR SHALL BE RESPONSIBLE FOR DETERMINING UTILITY LOCATIONS PRIOR TO BEGINNING OF CONSTRUCTION. THESE PLANS MAY NOT SHOW ALL UTILITIES OR THE CORRECT LOCATIONS.

DOWL
920 Country Club Rd., Suite 100B
Eugene, OR 97401
541-683-6090
WWW.DOWL.COM

Project P21151
Centennial Blvd.
Overlay (Aspen-Prescott)

City of Springfield

PUBLIC WORKS / ENGINEERING
225 FIFTH STREET, SPRINGFIELD, OR 97477
PHONE (541) 726-3753 FAX (541) 726-3689
INTERNET www.springfield-or.gov

SPRINGFIELD OREGON

REGISTERED PROFESSIONAL ENGINEER
85,648
Digitally Signed
2022.02.16 12:01:24-08'00'
OREGON
JUNE 7, 2012
ADAM N. MILES

EXPIRES: 12/31/2022

STRIPING & SIGNAGE SHEETS

SCALE: 1' = 50'	SHEET S4 OF 50
DRAWN BY: C.DENNING	
DESIGNED BY: C.DENNING	
CHECKED BY: A.MILES	

February 8, 2022

p21151 s1-s4.dwg

LEGEND

CONTROLLERS AND CABINETS

- EX/C — RETAIN AND PROTECT EXISTING CONTROLLER AND CABINET.
- RX/C — REMOVE EXISTING CONTROLLER CABINET.
- EX/332 — MAINTAIN AND PROTECT EXISTING MODEL 332 CABINET AND CONTROL EQUIPMENT WITH RISER FRAME, ORIENT LOUVERED DOOR AS SHOWN.
- C/ATC — INSTALL ATC CONTROLLER IN MODEL 332 CABINET.
- SLDC — INSTALL SYNCHRONIZED DATA LINK CONTROL RADAR DETECTION CONTROLLER UNIT
- EX/TC — RETAIN AND PROTECT EXISTING TERMINAL CABINET.
- EX/MS — RETAIN AND PROTECT EXISTING METER BASE.

POLES

- PP — INSTALL PEDESTRIAN SIGNAL PEDESTAL WITH FRANGIBLE BASE.
- PS — INSTALL PUSHBUTTON POST.
- EX/MP — RETAIN AND PROTECT EXISTING TRAFFIC SIGNAL MAST ARM POLE.
- EX/MPL — RETAIN AND PROTECT EXISTING TRAFFIC SIGNAL MAST ARM POLE WITH LUMINAIRE ARM.
- EX/2 — RETAIN AND PROTECT EXISTING UTILITY POLE.
- EX/VP — RETAIN AND PROTECT EXISTING VEHICLE SIGNAL PEDESTAL.
- RX/PP — REMOVE EXISTING PEDESTRIAN SIGNAL PEDESTAL.
- RR/PP — REMOVE AND RELOCATE EXISTING PEDESTRIAN SIGNAL PEDESTAL.
- RI/PP — REINSTALL EXISTING PEDESTRIAN SIGNAL PEDESTAL.
- EX/MA — RETAIN AND PROTECT EXISTING TRAFFIC SIGNAL MAST ARM.
- EX/LP — RETAIN AND PROTECT EXISTING LUMINAIRE POLE.

LUMINAIRES

- EX/LUM — RETAIN AND PROTECT EXISTING LUMINAIRE.
- EX/LA — RETAIN AND PROTECT EXISTING LUMINAIRE ARM.

FIRE PREEMPTION

- EX/FD — RETAIN AND PROTECT EXISTING FIRE PREEMPTION DETECTOR UNIT.

SIGNALS

- C/A/Ph — INSTALL PHASE (Ph=PHASE) COUNTDOWN PEDESTRIAN SIGNAL WITH CLAMSHELL MOUNT AND AUDIBLE PUSHBUTTON WITH MOUNT.
- A/Ph — INSTALL PHASE (Ph=PHASE) AUDIBLE PEDESTRIAN PUSHBUTTON WITH MOUNT.
- C/Ph — INSTALL PHASE (Ph=PHASE) COUNTDOWN PEDESTRIAN SIGNAL WITH CLAMSHELL MOUNT.
- EX/VPh — RETAIN AND PROTECT EXISTING (Ph=PHASE) VEHICLE SIGNAL.
- EX/P (Ph) — RETAIN AND PROTECT EXISTING (Ph=PHASE) PEDESTRIAN SIGNAL.
- RX/P/B (Ph) — REMOVE EXISTING (Ph=PHASE) PEDESTRIAN SIGNAL AND PUSHBUTTON.
- RX/P (Ph) — REMOVE EXISTING (Ph=PHASE) PEDESTRIAN SIGNAL.
- EX/BPB — RETAIN AND PROTECT EXISTING BICYCLE PUSH BUTTON AND PUSHBUTTON POST.
- RX/PB (Ph) — REMOVE EXISTING (Ph=PHASE) PEDESTRIAN PUSHBUTTON AND INSTRUCTION SIGN.

CONDUITS

- (S) — INSTALL (S=SIZE) INCH CONDUIT.
- EX/EC (S) — RETAIN AND PROTECT EXISTING (S=SIZE) ELECTRICAL CONDUIT.
- AX/EC — ABANDON EXISTING ELECTRICAL CONDUIT.
- EX/DC (S) — RETAIN AND PROTECT EXISTING DETECTOR CONDUIT.
- AX/DC — ABANDON EXISTING DETECTOR CONDUIT.
- CJ — INSTALL CONDUIT COUPLER AND SPLICE NEW ELECTRICAL CONDUIT TO EXISTING ELECTRICAL CONDUIT.
- DC — DETECTOR CONDUIT (SEE DETECTOR PLAN).

WIRES AND CABLES

- X–N/G — INSTALL (X=NUMBER OF CABLES) CONTROL CABLE(S) WITH (N=NUMBER) (G=AWG WIRE SIZE) AWG CONDUCTORS.
- FF/Ch — INSTALL CHANNEL (Ch=CHANNEL) FIRE PREEMPTION DETECTOR FEEDER CABLE.
- EX/W — RETAIN AND PROTECT EXISTING WIRING.
- RX/W — REMOVE EXISTING WIRING.
- N | G — INSTALL (N=NUMBER) NO. (G=AWG WIRE SIZE) XHHW WIRES.
- RCC/T — INSTALL RADAR CONTROL CABLE (T=RADAR)
- N/G — INSTALL (N=NUMBER) NO. (G=AWG WIRE SIZE) THWN WIRES.
- N–C — INSTALL (N=NUMBER) NO. 8 TYPE THWN WIRE (SIGNAL SYSTEM COMMON).

JUNCTION BOXES

- JB/1 — INSTALL 17"X10"X12" (MIN. DIMENSION) PRECAST CONCRETE JUNCTION BOX.
- JB/2 — INSTALL 22"X12"X12" (MIN. DIMENSION) PRECAST CONCRETE JUNCTION BOX.
- JB/3 — INSTALL 30"X17"X12" (MIN. DIMENSION) PRECAST CONCRETE JUNCTION BOX.
- EX/JB — RETAIN AND PROTECT EXISTING JUNCTION BOX.
- RX/JB — REMOVE EXISTING JUNCTION BOX.
- JB/SP — JUNCTION BOX (SEE SIGNAL PLAN).
- JB/DC — JUNCTION BOX (SEE DETECTION PLAN).

DETECTION

- LD/Ph — INSTALL PHASE (Ph=PHASE) 6' ROUND OR 4' DIAMOND VEHICLE DETECTOR LOOP.
- LB/Ph — INSTALL PHASE (Ph=PHASE) 2½' DIAMOND BICYCLE DETECTOR LOOP.
- N/LW — INSTALL (N=NUMBER) PAIR OF LOOP WIRES.
- EX/DPh — RETAIN AND PROTECT EXISTING PHASE (Ph=PHASE) VEHICLE OR BICYCLE DETECTOR LOOP.
- AX/D — ABANDON EXISTING VEHICLE or BICYCLE DETECTOR LOOP.
- EX/SP — MAINTAIN AND PROTECT EXISTING LOOP ACCESS POINT, SAND POCKET BLOCK–OUT, AND CONDUIT TO JUNCTION BOX.
- SP/EX — INSTALL 6" MAX SAND POCKET BLOCKOUT FOR EXISTING CONDUIT TO JUNCTION BOX
- R–N/T — INSTALL NEAR–RANGE RADAR DETECTOR UNIT (T=RADAR)
- R–F/T — INSTALL FAR–RANGE RADAR DETECTOR UNIT (T=RADAR)

GENERAL NOTES

1. THE CONTRACTOR SHALL VERIFY THE LOCATIONS OF EXISTING UTILITIES AND COORDINATE WORK WITH THE UTILITY COMPANIES/AGENCIES TO ELIMINATE ANY CONFLICTS.
2. LOCATIONS OF ALL POLES, CONDUITS, AND JUNCTION BOXES (AS SHOWN ON THE PLANS) ARE APPROXIMATE. ACTUAL LOCATIONS SHALL BE DESIGNATED IN THE FIELD BY THE ENGINEER. CONDUIT SHALL BE PLACED IN THE SAME TRENCH WITH OTHER CONDUITS WHENEVER POSSIBLE.
3. IF NEW LOOPS ARE BEING PLACED OVER THE TOP OF OLD LOOPS THE OLD LOOPS NEED TO BE SAWED THROUGH BEFORE ADDING NEW LOOPS.
4. NEW LOOPS SHALL BE SAWED INTO THE BASE LIFT. NO SAWCUTS ALLOWED IN TOP LIFT

TO BE ACCOMPANIED BY CITY OF SPRINGFIELD STANDARD DRAWINGS 5–4, 5–5, AND 5–12, AND ODOT STANDARD DRAWINGS TM457, TM467, TM470, TM471, TM472, AND TM475.

No.	Revision/Issue	Date

811 Know what's below. Call before you dig.

UTILITY LOCATIONS ARE APPROXIMATE. THE CONTRACTOR SHALL BE RESPONSIBLE FOR DETERMINING UTILITY LOCATIONS PRIOR TO BEGINNING OF CONSTRUCTION. THESE PLANS MAY NOT SHOW ALL UTILITIES OR THE CORRECT LOCATIONS.

DOWL
920 Country Club Rd., Suite 100B
Eugene, OR 97401
541-683-6090
WWW.DOWL.COM

Project P21151
Centennial Blvd.
Overlay (Aspen-Prescott)

City of Springfield
PUBLIC WORKS / ENGINEERING
225 FIFTH STREET, SPRINGFIELD, OR 97477
PHONE (541) 726–3753 FAX (541) 726–3689
INTERNET www.springfield–or.gov

SPRINGFIELD OREGON

REGISTERED PROFESSIONAL ENGINEER
85,648
Digitally Signed 2022.02.16 13:05:44-08'00'
OREGON
JUNE 7, 2012
ADAM N. MILES

EXPIRES: 12/31/2022

TRAFFIC SIGNAL MODIFICATION PLAN

NO SCALE	SHEET T1 OF 50
DRAWN BY: C.DENNING	
DESIGNED BY: C.DENNING	
CHECKED BY: A.MILES	

CENTENNIAL BLVD AND ASPEN ST
DETECTION PLAN

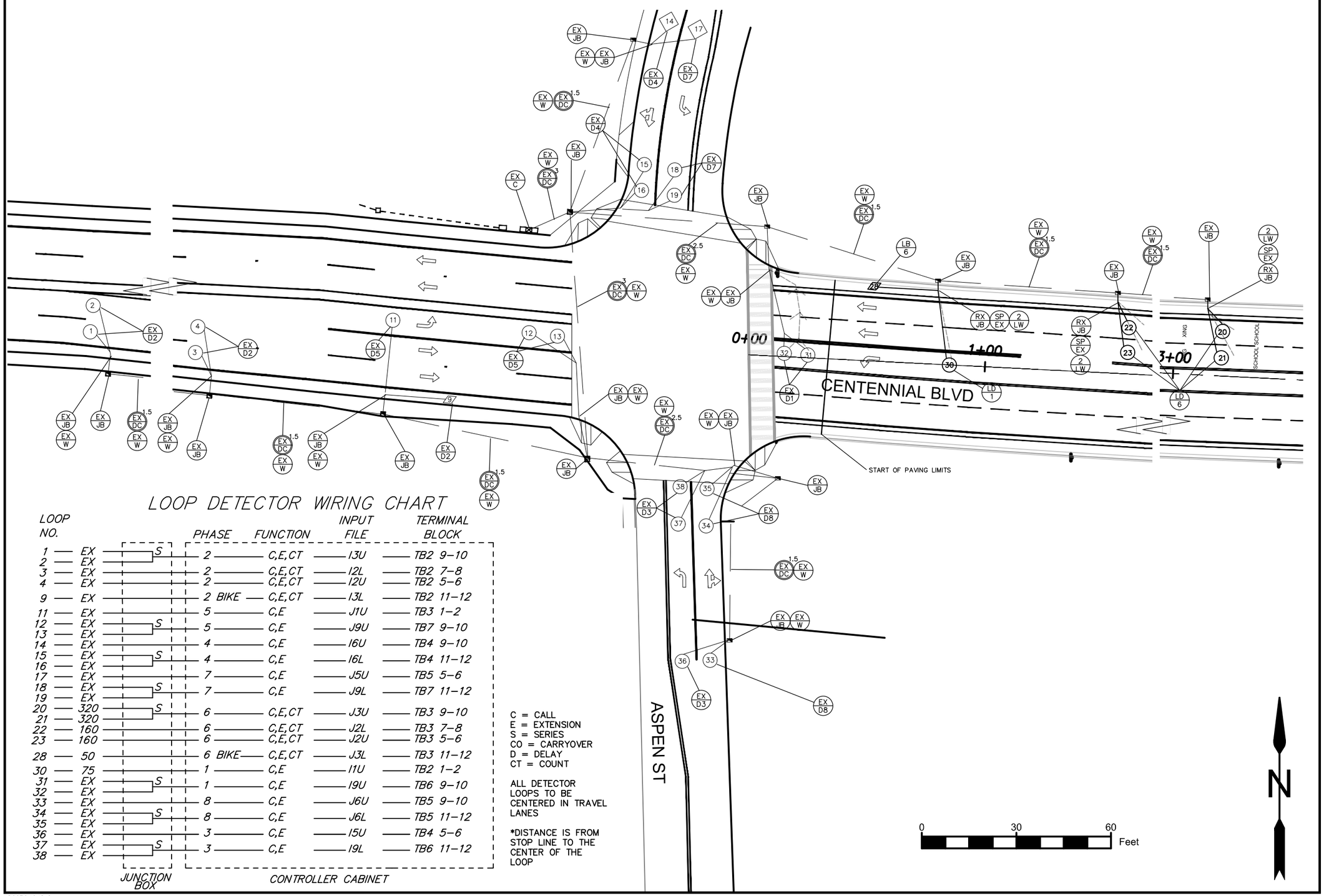

LOOP DETECTOR WIRING CHART

LOOP NO.		PHASE	FUNCTION	INPUT FILE	TERMINAL BLOCK
1	EX	2	C,E,CT	I3U	TB2 9–10
2	EX	2	C,E,CT	I2L	TB2 7–8
3	EX	2	C,E,CT	I2U	TB2 5–6
4	EX	2 BIKE	C,E,CT	I3L	TB2 11–12
9	EX	5	C,E	J1U	TB3 1–2
11	EX	5	C,E	J9U	TB7 9–10
12	EX	4	C,E	I6U	TB4 9–10
13	EX	4	C,E	I6L	TB4 11–12
14	EX	7	C,E	J5U	TB5 5–6
15	EX	7	C,E	J9L	TB7 11–12
16	EX	6	C,E,CT	J3U	TB3 9–10
17	EX	6	C,E,CT	J2L	TB3 7–8
18	EX	6	C,E,CT	J2U	TB3 5–6
19	EX	6 BIKE	C,E,CT	J3L	TB3 11–12
20	320	1	C,E	I1U	TB2 1–2
21	320	1	C,E	I9U	TB6 9–10
22	160	8	C,E	J6U	TB5 9–10
23	160	8	C,E	J6L	TB5 11–12
28	50	3	C,E	I5U	TB4 5–6
30	75	3	C,E	I9L	TB6 11–12
31	EX				
32	EX				
33	EX				
34	EX				
35	EX				
36	EX				
37	EX				
38	EX				

JUNCTION BOX — CONTROLLER CABINET

C = CALL
E = EXTENSION
S = SERIES
CO = CARRYOVER
D = DELAY
CT = COUNT

ALL DETECTOR LOOPS TO BE CENTERED IN TRAVEL LANES

*DISTANCE IS FROM STOP LINE TO THE CENTER OF THE LOOP

No.	Revision/Issue	Date

811
Know what's below.
Call before you dig.

UTILITY LOCATIONS ARE APPROXIMATE. THE CONTRACTOR SHALL BE RESPONSIBLE FOR DETERMINING UTILITY LOCATIONS PRIOR TO BEGINNING OF CONSTRUCTION. THESE PLANS MAY NOT SHOW ALL UTILITIES OR THE CORRECT LOCATIONS.

DOWL
920 Country Club Rd., Suite 100B
Eugene, OR 97401
541-683-6090
WWW.DOWL.COM

Project P21151
Centennial Blvd.
Overlay (Aspen-Prescott)

City of Springfield
PUBLIC WORKS / ENGINEERING
225 FIFTH STREET, SPRINGFIELD, OR 97477
PHONE (541) 726-3753 FAX (541) 726-3689
INTERNET www.springfield-or.gov

SPRINGFIELD OREGON

REGISTERED PROFESSIONAL ENGINEER
85,648
Digitally Signed
2022.02.16 13:06:45-08'00'
OREGON
JUNE 7, 2012
ADAM N. MILES

EXPIRES: 12/31/2022

TRAFFIC SIGNAL MODIFICATION PLAN

SCALE: 1" = 30'

DRAWN BY:	C.DENNING
DESIGNED BY:	C.DENNING
CHECKED BY:	A.MILES

SHEET T2 OF 50

p21151 t1-t8.dwg

January 24, 2022

CENTENNIAL BLVD AND RAINBOW DR
TRAFFIC SIGNAL MODIFICATION PLAN

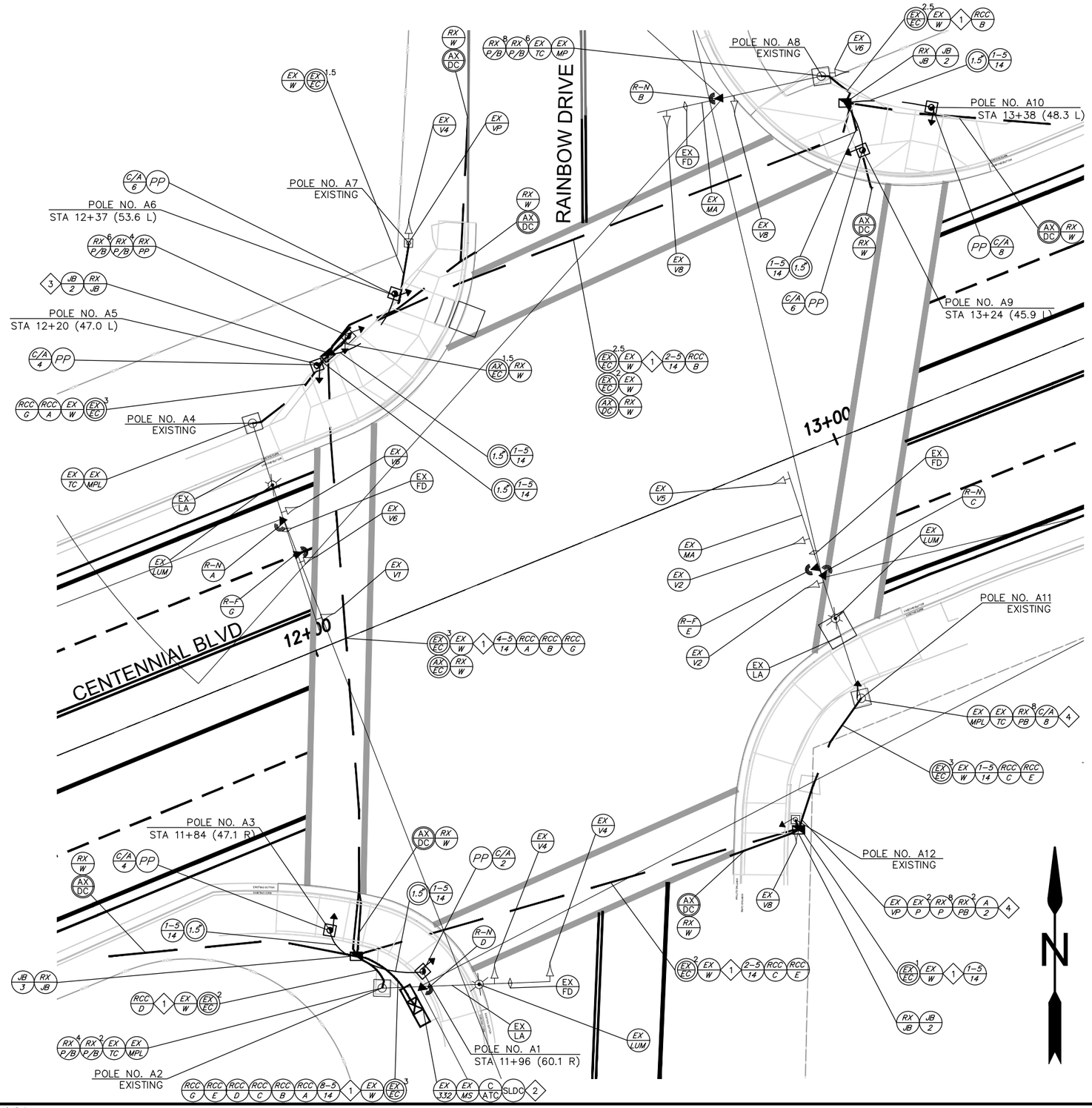

PHASING DIAGRAM

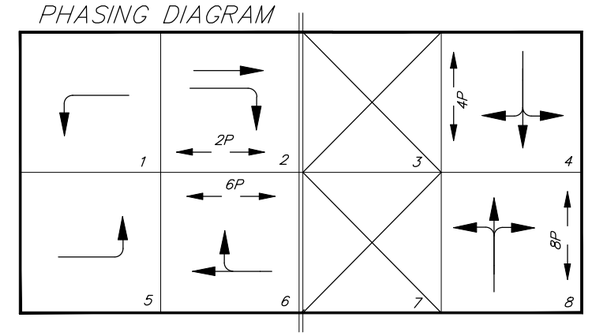

PRE EMPTION PHASING

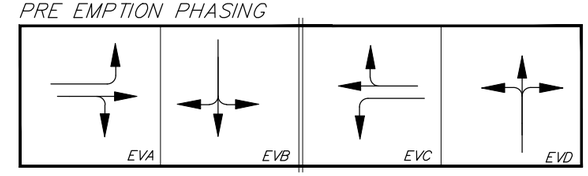

CONSTRUCTION NOTES

1. MAINTAIN AND PROTECT ALL WIRES EXCEPT WIRING ASSOCIATED WITH PEDESTRIAN SIGNALS AND PUSH BUTTONS
2. ADD AUDIBLE CONTROL UNIT TO CABINET.
3. CONTRACTOR TO VERIFY JUNCTION BOX LOCATION TO KEEP OUT OF PROPOSED SIDEWALK.
4. INSTALL PUSHBUTTON ON EXTENSION ARM.

0 20 40 Feet

No.	Revision/Issue	Date

811 Know what's **below.** **Call** before you dig.

UTILITY LOCATIONS ARE APPROXIMATE. THE CONTRACTOR SHALL BE RESPONSIBLE FOR DETERMINING UTILITY LOCATIONS PRIOR TO BEGINNING OF CONSTRUCTION. THESE PLANS MAY NOT SHOW ALL UTILITIES OR THE CORRECT LOCATIONS.

DOWL
920 Country Club Rd., Suite 100B
Eugene, OR 97401
541-683-6090
WWW.DOWL.COM

Project P21151
Centennial Blvd.
Overlay (Aspen-Prescott)

City of Springfield
PUBLIC WORKS / ENGINEERING
225 FIFTH STREET, SPRINGFIELD, OR 97477
PHONE (541) 726-3753 FAX (541) 726-3689
INTERNET www.springfield-or.gov

SPRINGFIELD OREGON

REGISTERED PROFESSIONAL ENGINEER
85648
OREGON
JUNE 7, 2012
ADAM N. MILES

Digitally Signed
2022.02.16 13:07:34-08'00'

EXPIRES: 12/31/2022

TRAFFIC SIGNAL MODIFICATION PLAN

SCALE: 1" = 20'	SHEET T3 OF 50
DRAWN BY: C.DENNING	
DESIGNED BY: C.DENNING	
CHECKED BY: A.MILES	

January 24, 2022

p21151 t1-t8.dwg

POLE ENTRANCE CHART

		SEE TM457	EQUIPMENT ON POLE						EQUIPMENT ON MAST ARM (LENGTH IN FEET AND EQUIPMENT TYPE)								FOUNDATION INFORMATION (SEE STD. DRG. TM457)		LUMINAIRES					MISC. EQUIP.
POLE NO.	DWG. NO.	TYPE	PED. SIGNAL DEG.	PED. PUSHBUTTON DEG.	TERM. CABINET DEG.	SIGN DEG.	TRAFFIC SIGNAL DEG.	RADAR	ARM LENGTH	D 1	D 2	D 3	D 4	D 5	D 6	D7	FOUNDATION TYPE	REQUIRED FOUNDATION DEPTH	ARM LENGTH	ARM DEG.	MOUNTING HEIGHT	FIXTURE TYPE	WATTAGE	CAMERA
A1	T2	PP	90	90													PP	3'						
A2	T2	EX MPL			EX	EX			EX	EX/V2	EX/F	EX/V2	6.6/R						EX	EX	EX	EX	EX	
A3	T2	PP	325	325													PP	3'						
A4	T2	EX MPL			EX	EX			EX	EX/V3L	EX/V2	24.7/R	EX/F	17.8/R	EX/V2				EX	EX	EX	EX	EX	
A5	T2	PP	90	90													PP	3'						
A6	T2	PP	175	175													PP	3'						
A7	T2	EX VP					EX																	
A8	T2	EX MPL			EX	EX			EX	EX/V2	EX/F	17.9/R	EX/V2											
A9	T2	PP	340	340													PP	3'						
A10	T2	PP	110	290													PP	3'						
A11	T2	EX MPL	275	295*	EX	EX			EX	EX/V3L	EX/V2	EX/F	24.6/R	22.6/R	EX/V2				EX	EX	EX	EX	EX	
A12	T2	EX VP	EX	330*			EX																	

BRACKET MOUNT (SEE TRAFFIC SIGNAL PLAN FOR MOUNT TYPE):
V2 = TRAFFIC SIGNAL TYPE 2, ADJUSTABLE SKYBRACKET MOUNT (SEE STD. DWG. TM462)
V3L = TRAFFIC SIGNAL TYPE 2, ADJUSTABLE SKYBRACKET MOUNT (SEE STD. DWG. TM462)

MISC. ITEMS:
F = FIRE PREEMPTION, (SEE STD. DWG. TM465)
EX = EXISTING
R = RADAR
MP = MAST ARM POLE
PS = PEDESTRIAN PUSHBUTTON POST
PP = PEDESTRIAN PEDESTAL
VP = VEHICLE PEDESTAL
CAM = CAMERA
* = PUSH BUTTON EXTENSION ARM

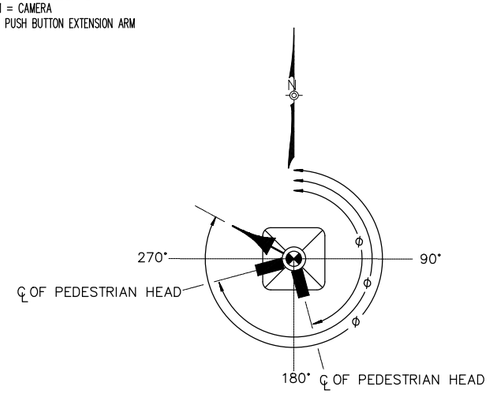

PEDESTRIAN PEDESTAL/ VEHICLE PEDESTAL ORIENTATION DIAGRAM

NOTE:
EQUIPMENT SHOWN ON ORIENTATION DIAGRAM IS CLARIFICATION OF DISTANCE AND ANGLES OF EQUIPMENT THAT MAY BE LOCATED ON A PEDESTRIAN PEDESTAL OR VEHICLE PEDESTAL.

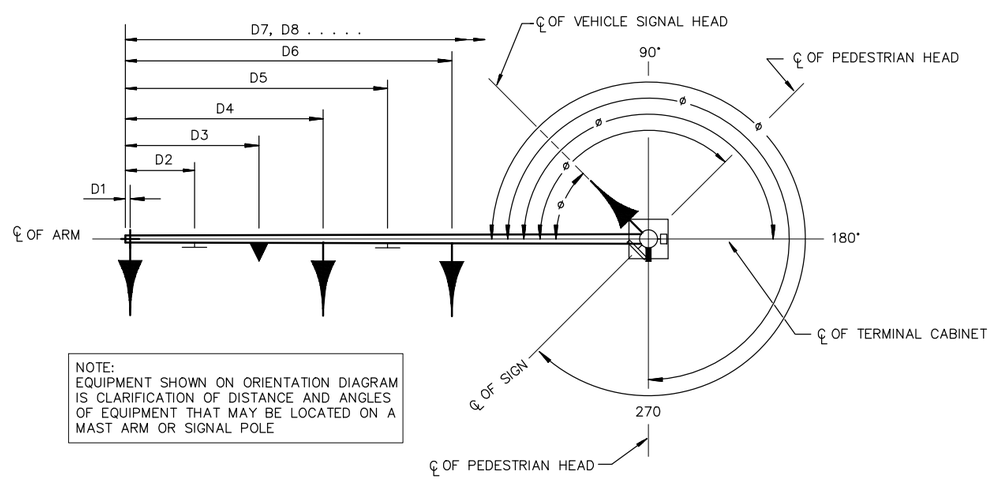

NOTE:
EQUIPMENT SHOWN ON ORIENTATION DIAGRAM IS CLARIFICATION OF DISTANCE AND ANGLES OF EQUIPMENT THAT MAY BE LOCATED ON A MAST ARM OR SIGNAL POLE

MAST ARM POLE ORIENTATION DIAGRAM

No.	Revision/Issue	Date

811
Know what's **below.**
Call before you dig.

UTILITY LOCATIONS ARE APPROXIMATE. THE CONTRACTOR SHALL BE RESPONSIBLE FOR DETERMINING UTILITY LOCATIONS PRIOR TO BEGINNING OF CONSTRUCTION. THESE PLANS MAY NOT SHOW ALL UTILITIES OR THE CORRECT LOCATIONS.

DOWL
920 Country Club Rd., Suite 100B
Eugene, OR 97401
541-683-6090
WWW.DOWL.COM

Project P21151
Centennial Blvd.
Overlay (Aspen-Prescott)

City of Springfield
PUBLIC WORKS / ENGINEERING
225 FIFTH STREET, SPRINGFIELD, OR 97477
PHONE (541) 726-3753 FAX (541) 726-3689
INTERNET www.springfield-or.gov

SPRINGFIELD OREGON

REGISTERED PROFESSIONAL ENGINEER
85,648
OREGON
JUNE 7, 2012
ADAM N. MILES
Digitally Signed
2022.02.16 13:07:58-08'00'
EXPIRES: 12/31/2022

TRAFFIC SIGNAL MODIFICATION PLAN

NO SCALE	SHEET T4 OF 50
DRAWN BY: C.DENNING	
DESIGNED BY: C.DENNING	
CHECKED BY: A.MILES	

CENTENNIAL BLVD AND PRESCOTT LN
TRAFFIC SIGNAL MODIFICATION PLAN

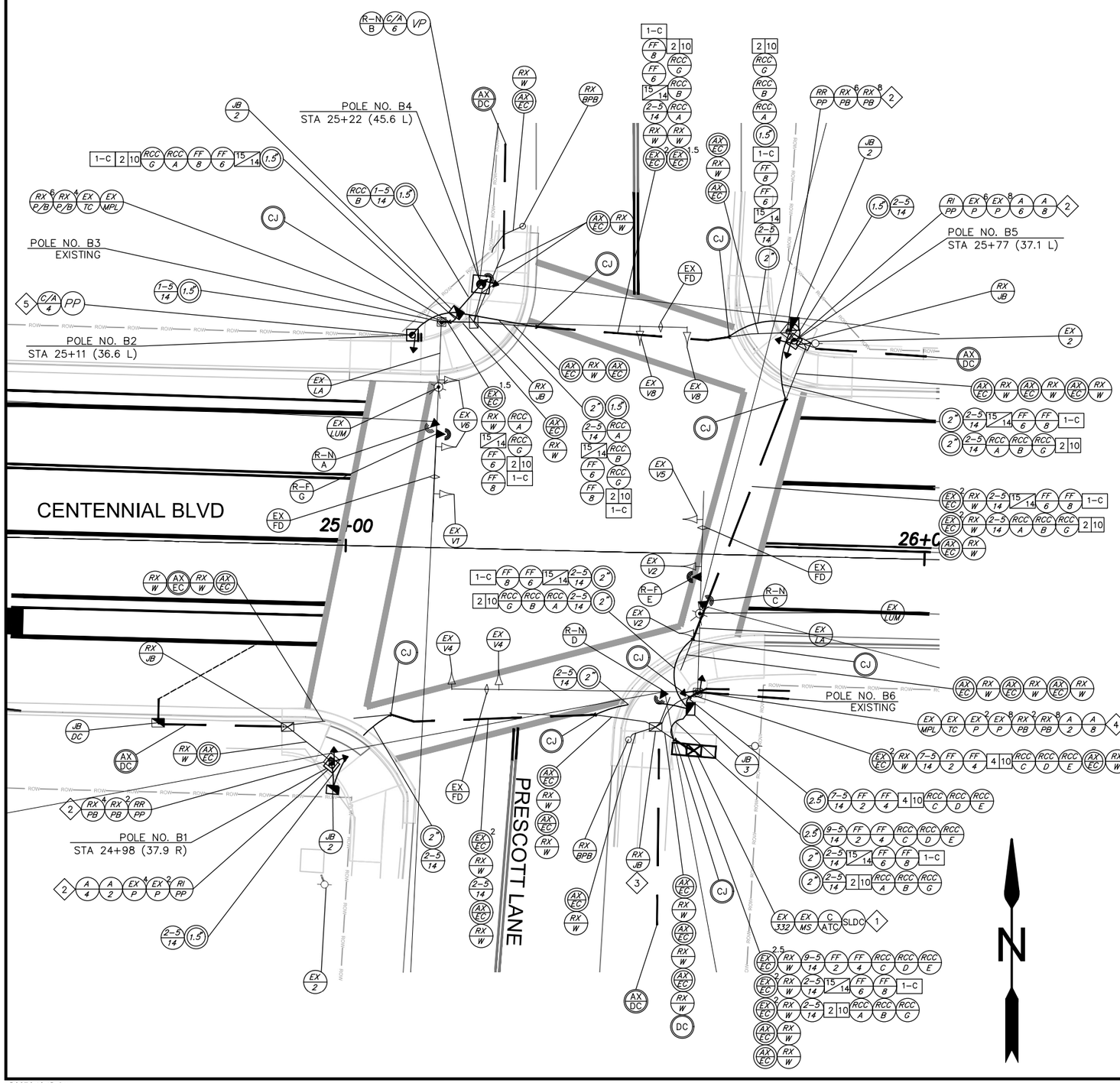

PHASING DIAGRAM

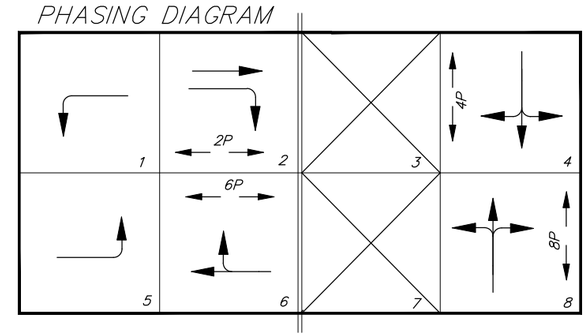

PRE EMPTION PHASING

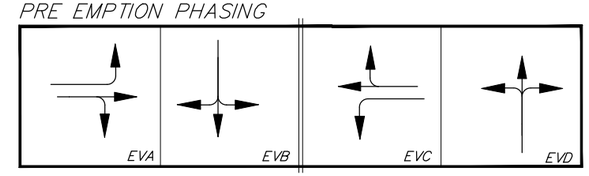

CONSTRUCTION NOTES

1. ADD AUDIBLE CONTROL UNIT TO CABINET.
2. MAINTAIN AND PROTECT EXISTING CLAMSHELL PEDESTRIAN SIGNAL HEADS. RELOCATE WITH PEDESTRIAN PEDESTAL TO NEW LOCATION.
3. PROTECT EXISTING CONDUIT AND WIRE TO RECONNECT TO NEW JUNCTION BOX
4. INSTALL PUSHBUTTONS ON EXTENSION ARM
5. INSTALL PEDESTRIAN PEDESTAL AT RAISED ELEVATION AS SHOWN ON SHEET J11

0 20 40 Feet

No.	Revision/Issue	Date

811 Know what's below. Call before you dig.

UTILITY LOCATIONS ARE APPROXIMATE. THE CONTRACTOR SHALL BE RESPONSIBLE FOR DETERMINING UTILITY LOCATIONS PRIOR TO BEGINNING OF CONSTRUCTION. THESE PLANS MAY NOT SHOW ALL UTILITIES OR THE CORRECT LOCATIONS.

DOWL
920 Country Club Rd., Suite 100B
Eugene, OR 97401
541-683-6090
WWW.DOWL.COM

Project P21151
Centennial Blvd. Overlay (Aspen-Prescott)

City of Springfield
PUBLIC WORKS / ENGINEERING
225 FIFTH STREET, SPRINGFIELD, OR 97477
PHONE (541) 726-3753 FAX (541) 726-3689
INTERNET www.springfield-or.gov

SPRINGFIELD OREGON

REGISTERED PROFESSIONAL ENGINEER
85,648
OREGON
JUNE 7, 2012
ADAM N. MILES
Digitally Signed
2022.02.16 12:08:23 -08'00'
EXPIRES: 12/31/2022

TRAFFIC SIGNAL MODIFICATION PLAN

SCALE: 1" = 20'		SHEET T5 OF 50
DRAWN BY:	C.DENNING	
DESIGNED BY:	C.DENNING	
CHECKED BY:	A.MILES	

POLE ENTRANCE CHART

		SEE TM457	EQUIPMENT ON POLE						EQUIPMENT ON MAST ARM (LENGTH IN FEET AND EQUIPMENT TYPE)								FOUNDATION INFORMATION (SEE STD. DRG. TM457)		LUMINAIRES					MISC. EQUIP.
POLE NO.	DWG. NO.	TYPE	PED. SIGNAL DEG.	PED. PUSHBUTTON DEG.	TERM. CABINET DEG.	SIGN DEG.	TRAFFIC SIGNAL DEG.	RADAR	ARM LENGTH	D 1	D 2	D 3	D 4	D 5	D 6	D7	FOUNDATION TYPE	REQUIRED FOUNDATION DEPTH	ARM LENGTH	ARM DEG.	MOUNTING HEIGHT	FIXTURE TYPE	WATTAGE	CAMERA
B1	T6	EX PP	EX/EX	95/355													PP	3'						
B2	T6	PP	270	270													PP	3'						
B3	T6	EX MPL			EX	EX			EX	EX/V2	EX/F	EX/V2							EX	EX	EX	EX	EX	
									EX	EX/V3L	EX/F	EX/V2	19.4/R	17.2/R	EX/V2									
B4	T6	VP	20	20				R									PP	3'						
B5	T6	EX PP	EX/EX	95/160													PP	3'						
B6	T6	EX MPL	EX/EX	15*/15*	EX	EX			EX	EX/V2	EX/F	EX/V2	5.7/R						EX	EX	EX	EX	EX	
									EX	EX/V3L	EX/F	EX/V2	20.0/R	15.1/R	EX/V2									

BRACKET MOUNT (SEE TRAFFIC SIGNAL PLAN FOR MOUNT TYPE):
V2 = TRAFFIC SIGNAL TYPE 2, ADJUSTABLE SKYBRACKET MOUNT (SEE STD. DWG. TM462)
V3L = TRAFFIC SIGNAL TYPE 2, ADJUSTABLE SKYBRACKET MOUNT (SEE STD. DWG. TM462)

MISC. ITEMS:
F = FIRE PREEMPTION, (SEE STD. DWG. TM465)
EX = EXISTING
R = RADAR
MP = MAST ARM POLE
PS = PEDESTRIAN PUSHBUTTON POST
PP = PEDESTRIAN PEDESTAL
VP = VEHICLE PEDESTAL
CAM = CAMERA
* = PUSH BUTTON EXTENSION ARM

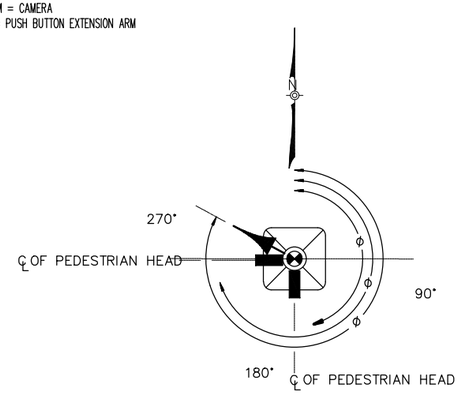

PEDESTRIAN PEDESTAL/ VEHICLE PEDESTAL ORIENTATION DIAGRAM

NOTE:
EQUIPMENT SHOWN ON ORIENTATION DIAGRAM IS CLARIFICATION OF DISTANCE AND ANGLES OF EQUIPMENT THAT MAY BE LOCATED ON A PEDESTRIAN PEDESTAL OR VEHICLE PEDESTAL.

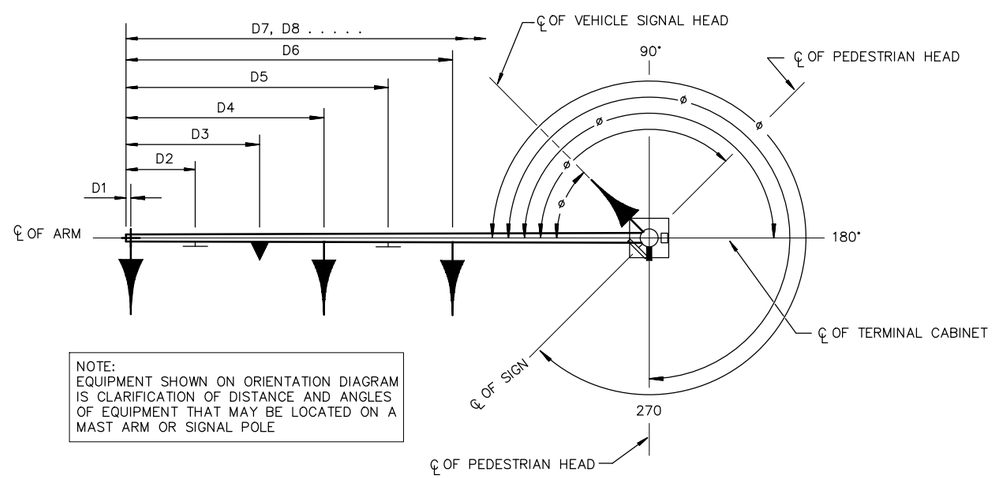

NOTE:
EQUIPMENT SHOWN ON ORIENTATION DIAGRAM IS CLARIFICATION OF DISTANCE AND ANGLES OF EQUIPMENT THAT MAY BE LOCATED ON A MAST ARM OR SIGNAL POLE

MAST ARM POLE ORIENTATION DIAGRAM

No.	Revision/Issue	Date

811
Know what's **below.**
Call before you dig.

UTILITY LOCATIONS ARE APPROXIMATE. THE CONTRACTOR SHALL BE RESPONSIBLE FOR DETERMINING UTILITY LOCATIONS PRIOR TO BEGINNING OF CONSTRUCTION. THESE PLANS MAY NOT SHOW ALL UTILITIES OR THE CORRECT LOCATIONS.

DOWL
920 Country Club Rd., Suite 100B
Eugene, OR 97401
541-683-6090
WWW.DOWL.COM

Project P21151
Centennial Blvd.
Overlay (Aspen-Prescott)

City of Springfield
PUBLIC WORKS / ENGINEERING
225 FIFTH STREET, SPRINGFIELD, OR 97477
PHONE (541) 726-3753 FAX (541) 726-3689
INTERNET www.springfield-or.gov

SPRINGFIELD OREGON

REGISTERED PROFESSIONAL ENGINEER
85648
Digitally Signed
2022.02.16 13:06:11-08'00'
OREGON
JUNE 7, 2012
ADAM N. MILES

EXPIRES: 12/31/2022

TRAFFIC SIGNAL MODIFICATION PLAN

NO SCALE	SHEET T6 OF 50
DRAWN BY: C.DENNING	
DESIGNED BY: C.DENNING	
CHECKED BY: A.MILES	

January 24, 2022

p21151 t1-t8.dwg