City Council Agenda

City Manager:
Nancy Newton
City Recorder:
AJ Nytes 541.726.3700

City Hall
225 Fifth Street
Springfield, Oregon 97477
541.726.3700
Online at www.springfield-or.gov

Mayor
Sean VanGordon

City Council
Damien Pitts, Ward 1
Steve Moe, Ward 2
Kori Rodley, Ward 3
Leonard Stoehr, Ward 4
Marilee Woodrow, Ward 5
Joe Pishioneri, Ward 6

Due to Statewide orders regarding social distancing and large gatherings, these meetings will only be available via phone and internet using Zoom. Members of the public wishing to attend these meetings electronically can call in or attend virtually by following the directions below. This information can also be found on the City's website.

The meeting location is wheelchair-accessible. For the hearing-impaired, an interpreter can be provided with 48 hours' notice prior to the meeting. For meetings in the Council Meeting Room, a "Personal PA Receiver" for the hearing impaired is available, as well as an Induction Loop for the benefit of hearing aid users.
To arrange for these services, call 541.726.3700.
Meetings will end prior to 10:00 p.m. unless extended by a vote of the Council.

All proceedings before the City Council are recorded.

January 18, 2022

6:00 p.m. Work Session
Virtual Attendance Only
COVID-19 Precautions:
Registration Required:
Attend from your computer, tablet or smartphone:
Zoom
Meeting ID: 863 6327 5521
https://us06web.zoom.us/webinar/register/WN_tShWE59oQXyi_xuoGSKyOQ
To dial in using your phone in Listen Only Mode:
Dial 1 (971) 247-1195
Toll Free 1 (877) 853-5247
Oregon Relay/TTY: 711 or 800-735-1232

(Council work sessions are reserved for discussion between Council, staff and consultants; therefore, Council will not receive public input during work sessions. Opportunities for public input are given during all regular Council meetings)

CALL TO ORDER

ROLL CALL – Mayor VanGordon___, Councilors Pitts___, Moe___, Rodley____, Stoehr___,Woodrow ___, and Pishioneri ___.

1. American Rescue Plan Act of 2021 (ARPA) Guidance
   [Nathan Bell] (30 Minutes)

2. Fiscal Year 2021 Annual Comprehensive Financial Report (ACFR)
   [Meg Allocco] (15 Minutes)

ADJOURNMENT

7:00 p.m. Regular Meeting
Virtual Attendance Only
COVID-19 Precautions:
Registration Required:
Attend from your computer, tablet or smartphone:
Zoom
Meeting ID: 863 6327 5521
https://us06web.zoom.us/webinar/register/WN_tShWE59oQXyi_xuoGSKyOQ
To dial in using your phone in Listen Only Mode:
Dial 1 (971) 247-1195
Toll Free 1 (877) 853-5247
Oregon Relay/TTY: 711 or 800-735-1232

CALL TO ORDER

ROLL CALL – Mayor VanGordon___, Councilors Pitts___, Moe___, Rodley____, Stoehr___, Woodrow ___, and Pishioneri ___.

PLEDGE OF ALLEGIANCE

SPRINGFIELD UPBEAT

1. Mayor's Recognition

2. Other

CONSENT CALENDAR

1. Claims

   a. November 2021 Disbursements for Approval
   b. December 2021 Disbursements for Approval

2. Minutes

3. Resolutions

4. Ordinances

   a. ORDINANCE NO. 1 - ORDINANCE REPEALING SPRINGFIELD MUNICIPAL CODE SECTION 5.300, SALE AND DISTRIBUTION OF TOBACCO, TOBACCO PRODUCTS, AND INHALANT DELIVERY SYSTEM TO MINORS AND SECTIONS 7.450-7.454, TOBACCO AND INHALANT DELIVERY SYSTEM VENDING.

b. ORDINANCE NO. 2 - AN ORDINANCE AMENDING SPRINGFIELD MUNICIPAL CODE SECTION 2.502, MEMBERSHIP AND ADOPTING A SEVERABILITY CLAUSE.

5. Other Routine Matters

a. Endorsement of OLCC Liquor License Application for Get N Go Grocery-5, located at 30 E Street Springfield, OR 97477
b. Endorsement of OLCC Liquor License Application for Nails Now, located at 3266 Gateway St. Suite 102 Springfield, OR 97477
c. Motion to Formally Accept the City's Fiscal Year 2021 Annual Comprehensive Financial Report.
d. Authorize the City Manager to Execute the Intergovernmental Agreement (IGA) for Human Services with Lane County for the Allocation of Community Development Block Grant Funds in FY22.
e. Authorize the City Manager to Accept Title to the Tax Lot Which Contains Orchid Pond, a Water Quality Facility Located at South 57th Place and Orchid Lane (Map18-02-03-33, Tax Lot 1600).

MOTION: APPROVE/REJECT THE CONSENT CALENDAR

ITEMS REMOVED FROM THE CONSENT CALENDAR

PUBLIC HEARINGS - **Please limit comments to 3 minutes. Request to speak cards are available at both entrances. Please present cards to City Recorder. Speakers may not yield their time to others.**

1. 2023 – 2027 Capital Improvement Program, A Community Reinvestment Plan
[Jeff Paschall] (10 Minutes)

MOTION: APPROVE/REJECT THE 2023-2027 CAPITAL IMPROVEMENT PROGRAM, A COMMUNITY REINVESTMENT PLAN.

2. New Fee – Encroachment Type 2
[Sam Kelly-Quattrocchi and Kyle Greene] (10 Minutes)

RESOLUTION NO. 1- A RESOLUTION AMENDING THE SPRINGFIELD MASTER FEES AND CHARGES SCHEDULE TO ADOPT A NEW ENCROACHMENT PERMIT TYPE 2 FEE

MOTION: ADOPT/NOT ADOPT RESOLUTION NO. 1

BUSINESS FROM THE AUDIENCE - **Limited to 20 minutes. Please limit comments to 3 minutes. Request to Speak cards are available at both entrances. Please present cards to City Recorder. Speakers may not yield their time to others.**

COUNCIL RESPONSE

CORRESPONDENCE AND PETITIONS

BIDS

ORDINANCES

BUSINESS FROM THE CITY COUNCIL

1. Committee Appointments
   a. Springfield Representative to MWMC
      [Katherine Bishop] (05 Minutes)

MOTION: APPOINT DOUG KEELER TO MWMC FOR THE TERM ENDING JANUARY 31, 2025

2. Business from Council

   a. Committee Reports

   b. Other Business

BUSINESS FROM THE CITY MANAGER

1. Approval to Sell City-Owned Real Property at 725 S 57th Street
   [Vahana Keene] (20 Minutes)

MOTION: AUTHORIZE/NOT AUTHORIZE THE CITY MANAGER TO PREPARE AND LIST FOR SALE CITY-OWNED REAL PROPERTY LOCATED AT MAP 18-02-04-11 TAX LOT 04600 AND ADDRESSED AS 725 57TH STREET, WITH REAL ESTATE AGENT BRANDY HUYNH OF RE/MAX INTEGRITY

2. Other Business

BUSINESS FROM THE CITY ATTORNEY

ADJOURNMENT

AGENDA ITEM SUMMARY		
	Meeting Date:	1/18/2022
	Meeting Type:	Work Session
	Staff Contact/Dept.:	Nathan Bell
	Staff Phone No:	541-726-2364
	Estimated Time:	30 Minutes
S P R I N G F I E L D C I T Y C O U N C I L	**Council Goals:**	Provide Financially Responsible and Innovative Government Services

ITEM TITLE:	AMERICAN RESCUE PLAN ACT OF 2021 (ARPA) GUIDANCE
ACTION REQUESTED:	Provide direction to City staff on the use of the City's ARPA allocation.
ISSUE STATEMENT:	City staff is looking for guidance on prioritization and timing on the use of ARPA funds ahead of the Fiscal Year 2023 (FY23) Budget Process.
ATTACHMENTS:	Attachment 1: Council Briefing Memorandum
DISCUSSION/ FINANCIAL IMPACT:	The American Rescue Plan Act of 2021 (ARPA) was signed into law by President Joe Biden on March 11, 2021. It provides for 65 billion in direct allocation to cities. The City of Springfield will receive $13,956,221, to be paid in two equal payments with the first payment of $6,978,110 already deposited into the City's bank account on May 19th, 2021 and the second payment expected one year later. In a Council work session on September 13th, 2021, Staff provided Council with a list of potential uses of ARPA funds with estimated costs. Council asked staff to bring that list back at a later date in a work session with the uses prioritized and cost estimates tightened. Staff provided that prioritized list to Council in a work session on December 6, 2021. Council was unable to review and discuss all the items on the list that evening and staff scheduled tonight's work session to continue that conversation. In the coming months, Staff will continue the process of putting together the City's FY23 Proposed Budget. Staff will use the guidance provided this evening to incorporate any priority ARPA funded projects into the FY23 Proposed Budget or potentially sooner in the form of a FY22 supplemental budget.

M E M O R A N D U M **City of Springfield**

Date: 1/18/2022

To: Nancy Newton, City Manager

From: Nathan Bell, Finance Director

Subject: ARPA GUIDANCE

COUNCIL BRIEFING MEMORANDUM

ISSUE:

City staff is looking for guidance on prioritization and timing on the use of ARPA funds ahead of the Fiscal Year 2023 (FY23) Budget Process.

COUNCIL GOALS/ MANDATE:

Financially Responsible and Stable Government Services

BACKGROUND:

In a Council work session on September 13, 2021, Staff provided Council with a list of potential uses of ARPA funds with estimated costs. Council asked staff to bring that list back at a later date in a work session with the uses prioritized and cost estimates tightened. Staff provided that prioritized list to Council in a work session on December 6, 2021. Council was unable to review and discuss all the items on the list that evening and staff scheduled tonight's work session to continue that conversation.

The following items are listed in the order of prioritization. Please note that several of the items from the original list were programmed into the City's FY22 budget through Supplemental Budget 1 (SB1) as approved by Council in regular session on October 18, 2021 and are not included in this list. This included Fire & Life Safety radio replacement, Museum elevator replacement, Council Chambers security upgrades, and additional staffing in the Development and Public Works Community Development Division for project delivery, with the costs spanning multiple years. The full lifetime cost of these adds is approximately $2.4M.

Additionally, in the December 6, 2021 work session, Council directed staff to move forward with the City-wide Legacy Street Light Replacament Project at an estimated cost of $2.75M with funding coming from ARPA funds as well as providing Willamalane $1M of the City's ARPA allocation. These items will be programmed into the City's FY22 budget in Supplemental Budget 3 that will be coming in front of Council in a regular session on February 22, 2022.

The total estimated cost of all these items is $6.15M, leaving a remaining balance of approximately $7.8M of ARPA funds left to allocate.

<u>Prioritization and Timing on the Use of ARPA Funds:</u>

<u>Justice Center Roof Replacement</u> – $450K – The roof of the Justice Center is failing prematurely and has an estimated remaining life of five years. Staff recommend that we not risk taking the current roof close to the point of failure and schedule the replacement in the summer of 2022. This would require that this project be considered for inclusion in a FY22 supplemental budget.

Cover Projected General Fund Deficit Spend – $5M – Over the past couple of years, the Council and staff have made strides in improving the structural imbalance in the General Fund. However, there remains additional work to get this Fund balanced and on a sustainable trajectory. Based on the most recent five-year forecast, the projected deficit spend in FY22-25 is $5M. ARPA funds could be used to cover this deficit spend, allowing the City to maintain current staffing and service levels while preserving the General Fund reserve and providing us with additional time to address our long-term structural imbalance in both the Ambulance and General Fund.

City Hall Internal/External Security Camera System – $200K – Over the previous year, we have seen an increase in security issues around City Hall including multiple fires resulting in significant cost to the City. A security camera system would be a cost-effective way to monitor the facility. Staff recommend that this project be considered for inclusion in a FY22 supplemental budget.

Council Chambers and Court Security – $300K – Council Chambers and the Municipal Court are two areas of the City where the community and staff meet in person and the Council has prioritized improving the security of those spaces. Staff is currently working with consultants to generate ideas and associated costs. Staff included a $100K appropriation in SB1 so that work could begin in FY22. Based on preliminary work with a consultant, staff recommend an additional $150,000 appropriation for the Council Chambers and to be considered for inclusion in a FY22 supplemental budget. Additionally, staff recommend $150,000 budgeted for Court security as part of the FY23 Proposed budget.

City Hall Space Remodel – $950K – Our library has out-grown its space and the technology infrastructure is not meeting community needs. There is a need for modernized and more accessible meeting and programming space and the teen and children's area has reached capacity for collections. Staff recommends relocating the City Manager's Office (CMO) to the currently vacant and former Fire & Life Safety admin space and allow the Library to expand into the then vacated CMO space.

City Hall Roof and HVAC Replacement – $7M – Over 40 of the HVAC units on City Hall are at end-of-life and risk of failure. Additionally, it's an outdated system that was designed for this building under a completely different use and without regard to the health of the occupants. With the assumption that this building will be the long-term City Hall, now would be a good time to modernize the HVAC system. This would mostly like involve 1-2 units on the ground and a complete reworking of our ductwork system. This would also necessitate a roof replacement. Another option at a lower cost is to leave the current system in place and replace all the units at end-of-life in a single project, which would be cheaper than replacing single units as they fail. The cost of this option would be approximately $5M and would still require roof and ducting replacement.

Website Enhancement – TBD – This project is in the early stages of planning with a survey coming out in the coming month for City staff and the Council. Information gathered for this survey will help define the scope of the project and associated costs. Staff recommend leaving a portion of ARPA funds unallocated until we can determine the cost of this project or identify an alternative source of funding.

Carter Building Remodel – In the time since the September 13, 2021 work session, there has been a structural failure in the roof of the Carter Building and all tenants had to be relocated. The building is currently being assessed by structural engineers and there is high probability that the building will need to be demolished. Staff recommend that this item be dropped from consideration of ARPA funding.

North Gateway Planning – Staff recommend that this item be dropped from consideration of ARPA funding. Staff will be pursuing funding through the Central Lane Metropolitan Planning Organization.

Our goal for this evening is to continue the conversation on how to best utilize the City's ARPA funds. As mentioned in earlier work sessions, we have until December 31, 2024 to expend these funds and do not need to identify how to use the entire remaining $7.8M balance this evening. The use of these funds and the delivery of projects associated with it will happen in phases. We are looking for guidance on the second phase to be incorporated into the FY23 Proposed Budget. Additionally, with significant funds flowing into the region coupled with supply chain issues and labor shortages, Council may want to consider some of the above items coming forward in a FY22 Supplemental Budget so that we can begin the procurement process and get into queue.

RECOMMENDED ACTION:

Provide direction to City staff on the prioritization and timing on the use of ARPA funds.

AGENDA ITEM SUMMARY		
	Meeting Date:	1/18/2022
	Meeting Type:	Work Session/Reg. Mtg
	Staff Contact/Dept.:	Meg Allocco/Finance
	Staff Phone No:	541-726-3690
	Estimated Time:	15 Minutes/Consent
S P R I N G F I E L D C I T Y C O U N C I L	**Council Goals:**	Financially Responsible and Stable Government Services

ITEM TITLE:	FISCAL YEAR 2021 ANNUAL COMPREHENSIVE FINANCIAL REPORT (ACFR)
ACTION REQUESTED:	Work Session: Review the City's Fiscal Year 2021 Annual Comprehensive Financial Report Regular Session: Motion to Formally Accept the City's Fiscal Year 2021 Annual Comprehensive Financial Report
ISSUE STATEMENT:	In accordance with Oregon Statues and the City's charter, the City is required to complete an annual audit and financial statement. The report will be presented to the City Council at the January 18th work session. The Council will be asked to formally accept the report at their regular meeting that same night.
ATTACHMENTS:	Attachment 1: City's Fiscal Year 2021 Annual Comprehensive Financial Report Attachment 2: Communication with Governance at Audit Conclusion
DISCUSSION/ FINANCIAL IMPACT:	Grove, Mueller & Swank, the City's independent auditors, have completed their audit of the City's Fiscal Year 2021 ACFR and have issued their opinion thereon. Ryan Pasquarella, of Grove, Mueller & Swank, will review the audit process, the Independent Auditor's Report, and the City's ACFR during the work session. As a preliminary summary for the Council's information, you may note that the auditor's found no material weaknesses in the City's internal financial controls and they issued an "unmodified opinion" on the City's financial statements. This means that the City is properly accounting for its resources and using adequate financial controls to help prevent the improper use of those resources.

Annual Comprehensive Financial Report
Fiscal Year Ended June 30, 2021
City of Springfield, OR

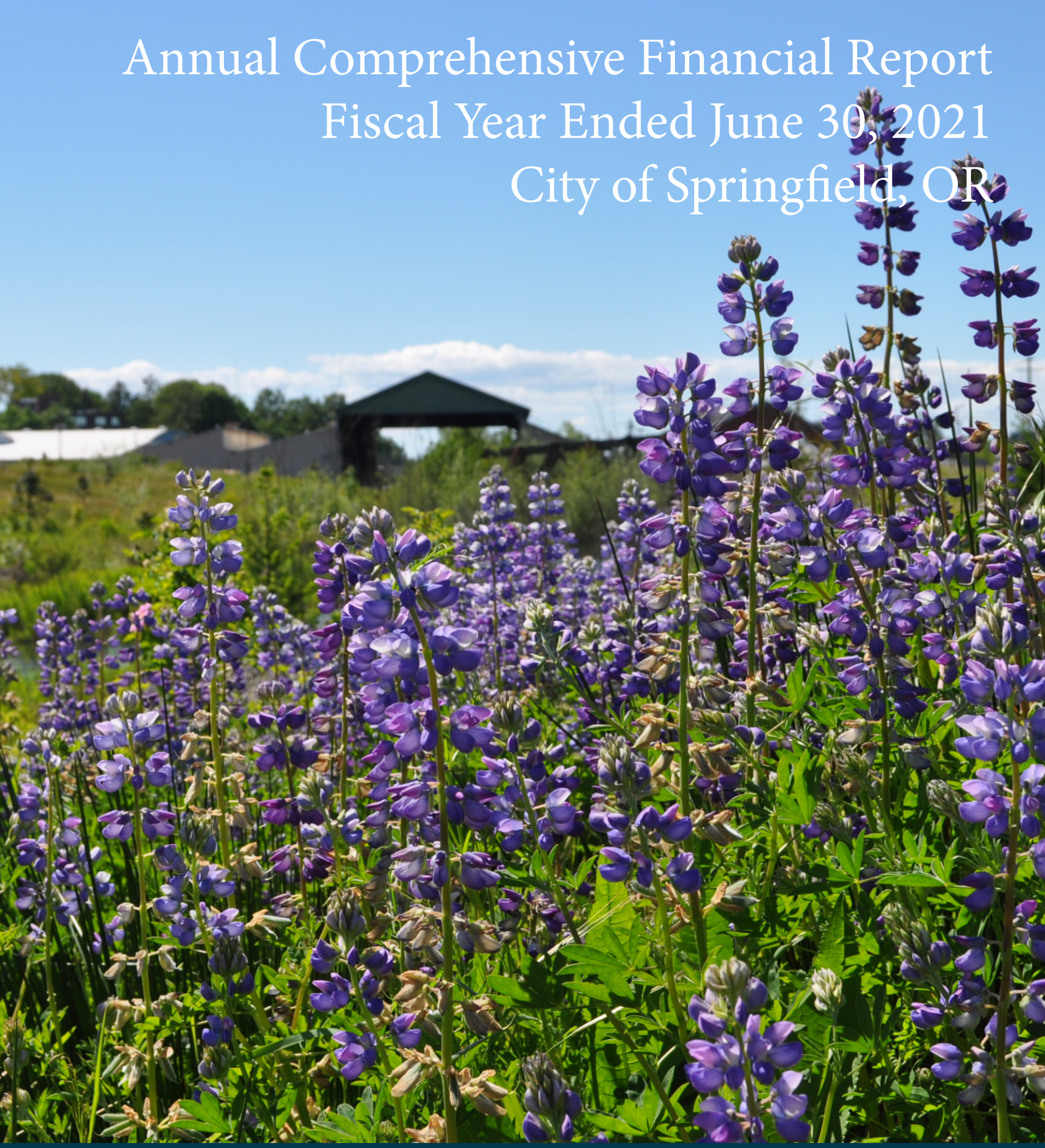

springfield-or.gov

SPRINGFIELD
OREGON

CITY OF SPRINGFIELD, OREGON

ANNUAL COMPREHENSIVE FINANCIAL REPORT

Fiscal Year Ended June 30, 2021

Prepared by:

Finance Department
Accounting Division

SPRINGFIELD
OREGON

City of Springfield, Oregon

ANNUAL COMPREHENSIVE FINANCIAL REPORT

Year Ended June 30, 2021

TABLE OF CONTENTS

	Page
INTRODUCTORY SECTION	
Letter of Transmittal	11-22
Organization Chart	23
Principal City Officials	24
Certificate of Achievement for Excellence in Financial Reporting	25
FINANCIAL SECTION	
Independent Auditor's Report	31-33
Management's Discussion and Analysis	37-51
Basic Financial Statements:	
Government-wide Financial Statements:	
Statement of Net Position	55
Statement of Activities	56-57
Fund Financial Statements:	
Balance Sheet – Governmental Funds	58
Statement of Revenues, Expenditures and Changes in Fund Balances – Governmental Funds	59
Reconciliation of the Statement of Revenues, Expenditures and Changes in Fund Balances of Governmental Funds to the Statement of Activities	60
Statement of Fund Net Position – Proprietary Funds	61
Statement of Revenues, Expenses and Changes in Fund Net Position – Proprietary Funds	62
Statement of Cash Flows – Proprietary Funds	63
Fiduciary Funds	
Statement of Fiduciary Net Position – Custodial Fund	64
Statement of Changes in Fiduciary Net Position – Custodial Fund	65
Notes to Financial Statements	67-114
Required Supplementary Information:	
Schedule of Revenues, Expenditures and Changes in Fund Balance (Non GAAP Budgetary Basis) – Budget and Actual:	
General Fund	117
Special Revenue Fund	118
Police Local Option Levy Fund	119

Required Supplementary Information Schedules for OPEB, CRP, and OPERS 120-127

Other Supplementary Information:

Non-major Governmental Funds Combining Statements:
- Combining Balance Sheet – Nonmajor Governmental Funds 133
- Combining Statement of Revenues, Expenditures and Changes in Fund Balance – Nonmajor Governmental Funds 134

Special Revenue Funds:
- Combining Balance Sheet – Nonmajor Special Revenue Funds 137
- Combining Statement of Revenues, Expenditures and Changes in Fund Balances – Nonmajor Special Revenue Funds 138
- Schedule of Revenues, Expenditures and Changes in Fund Balance (Non GAAP Budgetary Basis) – Budget and Actual:
  - Street Fund 139
  - Transient Room Tax Fund 140
  - Community Development Fund 141
  - Building Code Fund 142
  - SEDA Glenwood General Fund 143
  - SEDA Downtown General Fund 144
  - Fire Local Option Levy Fund 145

Debt Service Funds:
- Balance Sheet – Nonmajor Debt Service Funds 149
- Statement of Revenues, Expenditures and Changes in Fund Balances – Nonmajor Debt Service Funds 150
- Schedule of Revenues, Expenditures and Changes in Fund Balance (Non GAAP Budgetary Basis) – Budget and Actual:
  - General Obligation Debt Service Fund 151
  - Bancroft Redemption Fund 152

Capital Projects Funds:
- Street Capital Projects Fund 155
- Combining Balance Sheet – Nonmajor Capital Project Funds 156
- Combining Statement of Revenues, Expenditures and Changes in Fund Balances – Nonmajor Capital Project Funds 157
- Schedule of Revenues, Expenditures and Changes in Fund Balance (Non GAAP Budgetary Basis) – Budget and Actual:
  - Development Assessments Capital Projects Fund 158
  - Development Capital Projects Fund 159
  - SEDA Glenwood Capital Projects Fund 160

Enterprise Funds:
Schedule of Revenues, Expenses and Changes in Fund Net Position (Non GAAP Budgetary Basis) – Budget and Actual:
Sewer Fund 163
Storm Drainage Fund 164
Ambulance Fund 165
Booth-Kelly Fund 166

Internal Service Funds:
Combining Statement of Fund Net Position – Internal Service Funds 169
Combining Statement of Revenues, Expenses, and Changes in Fund Net Position – Internal Service Funds 170
Combining Statement of Cash Flows – Internal Service Funds 171
Schedule of Revenues, Expenses and Changes in Fund Net Position (Non GAAP Budgetary Basis) – Budget and Actual:
Vehicle and Equipment Fund 172
Insurance Fund 173
SDC Administration Fund 174

STATISTICAL SECTION

Financial Trend Information
Net position by component, last ten fiscal years 178-179
Changes in net position, last ten fiscal years 180-181
Fund balances, governmental funds, last ten fiscal years 182-183
Changes in fund balances, governmental funds, last ten fiscal years 184-185

Revenue Capacity Information
Assessed value and actual value of taxable property, last ten fiscal years 189
Direct and overlapping property tax rates, last ten fiscal years 190-191
Principal property tax payers, current year and nine years ago 192
Property tax levies and collections, last ten fiscal years 193

Debt Capacity Information
Ratios of outstanding debt by type, last ten fiscal years 197
Ratios of general bonded debt outstanding, last ten fiscal years 198
Computation of Direct and overlapping governmental activities debt 199
Legal debt margin information, last ten fiscal years 200-201
Pledged revenue coverage, last ten fiscal years 202

Demographic and Economic Information

Demographic and economic statistics, last ten calendar years 205
Principal employers, current year and nine years ago 206

Operating Information

Full-time equivalent city government employees by function/program, last ten fiscal years 208-209
Operating indicators by function/program, last ten fiscal years 210-211
Capital asset statistics by function/program, last ten fiscal years 212-213

COMPLIANCE SECTION

Audit Comments:

Independent Auditor's Report Required by Oregon State Regulations 219-220

Introductory Section

SPRINGFIELD
OREGON

CITY OF SPRINGFIELD, OREGON

FINANCE DEPARTMENT
ACCOUNTING / REPORTING
ACCOUNTS RECEIVABLE / PAYABLE
ASSESSMENTS
BUDGETING / TREASURY
PAYROLL
PURCHASING

225 FIFTH STREET
SPRINGFIELD, OR 97477
(541) 726-3705
FAX (541) 726-3782
www.ci.springfield.or.us

December 24, 2021

To the Citizens of Springfield, Oregon:

Local ordinances and state statutes require that the City of Springfield issue a report on its financial position and activity within six months of the close of each fiscal year. In addition, this report must be audited in accordance with auditing standards generally accepted in the United States of America by an independent firm of certified public accountants. Pursuant to that requirement, we hereby issue the Annual Comprehensive Financial Report of the City of Springfield for the fiscal year ended June 30, 2021.

This report consists of management's representations of the City's finances. Consequently, responsibility for the accuracy of the data and for the completeness and fairness of the presentation, including all disclosures, rests with management. To provide a reasonable basis for making these representations, management has established a comprehensive internal control framework that is designed both to protect the government's assets from loss, theft, or misuse, and to compile sufficient reliable information for the preparation of the City's financial statements in conformity with Generally Accepted Accounting Principles (GAAP). Because the cost of internal controls should not outweigh their benefits, the City's comprehensive framework of internal controls is designed to provide reasonable, rather than absolute, assurance that the financial statements will be free from material misstatement. As management, we assert that, to the best of our knowledge and belief, this financial report is complete and reliable in all material respects.

The City of Springfield's financial statements have been audited by Grove, Mueller & Swank, P.C., a firm of licensed certified public accountants. The goal of the independent audit was to provide reasonable assurance that the financial statements of the City of Springfield for the fiscal year ended June 30, 2021, are free of material misstatement. The independent audit involved examining, on a test basis, evidence supporting the amounts and disclosures in the financial statements; assessing the accounting principles used and significant estimates made by management; and evaluating the overall financial statement presentation. The independent auditor concluded, based upon the audit, that there was a reasonable basis for rendering an unmodified opinion that the City of Springfield's financial statements for the fiscal year ended June 30, 2021, are fairly presented in conformity with GAAP. The independent auditor's report is presented as the first component of the financial section of this report.

GAAP requires that management provide a narrative introduction, overview, and analysis to accompany the basic financial statements in the form of Management's Discussion and Analysis (MD&A). This letter of transmittal is designed to complement the MD&A and should be read in conjunction with it. The City of Springfield's MD&A can be found immediately following the report of the independent auditors.

Profile of the Government

The City of Springfield was incorporated on February 25, 1885. The City has a council-manager form of government. The six-member City Council sets overall city policy and goals. The City Council also makes laws, or ordinances, which govern the City. Councilors are nominated from one of six wards and are elected at large for four-year staggered terms. The Mayor, elected at large to a four-year term, is the chief elected officer of the City and is responsible for providing political and policy leadership for the community. The Mayor has no executive power, but presides at City Council meetings and serves as the ceremonial head of the City.

Home to approximately 62,352 people, Springfield is bordered north and south by the McKenzie and Willamette Rivers, covering approximately 15 square miles in Lane County. The Springfield community has rich cultural assets, such as the Springfield Museum and Historic Interpretive Center, Washburne Historic District, Springfield Railroad Depot, Oregon Trail Mural, and Dorris Ranch Living History Farm.

The City provides a full range of municipal services. These services include police, fire, emergency medical services, municipal court, community planning and development, library, wastewater management, stormwater management, general public works, central service administration, and other functions associated with a full-service city.

For financial reporting purposes, the City includes all funds subject to appropriation by the City Council. In addition, the City includes all governmental organizations and activities for which the City Council is financially accountable. Therefore, the financial statements of the Urban Renewal Agency of the City of Springfield, although legally separate, have been blended with those of the City by including them in the appropriate statements and schedules in this report. Other potential component units have been evaluated and determined not to be component units of the City according to the criteria provided by the Governmental Accounting Standards Board.

For financial planning and control, the City prepares and adopts an annual budget in accordance with Oregon law. The law establishes standard procedures for preparing, presenting, and administering the budget. It requires citizen involvement in the preparation of the budget and public disclosure of the budget before final adoption. The activities of all the funds of the City (except the Custodial Fund, which accounts only for non-budgeted pass-through monies) are included in the annual budget, as required by state law. The City prepares its budget, as allowed under Oregon law, using the modified accrual basis method of accounting. The legally adopted budget is presented at the departmental level for current expenditures, with separate appropriations established for capital projects, debt service, inter-fund transfers, miscellaneous fiscal transactions, statutory payments, contingencies, unappropriated fund balances, and reserves.

Under the changes made by Measure 50, Oregon's municipalities now levy their annual property taxes on a partial rate-based levy system. Springfield has been assigned a permanent tax rate of $4.7403 per thousand dollars of assessed valuation for its annual property tax operating levy. This amount can be temporarily overridden through the use of voter-approved serial levies. In November 2015, Springfield voters renewed a special purpose five-year property tax levy for fire and life-safety services at a rate of $0.36 per thousand beginning July 1, 2016. Subsequently, in November 2020, voters reauthorized that levy for another five years at a rate of $0.38 per thousand beginning July 1, 2021. In November 2017, Springfield voters renewed a special

purpose five-year property tax levy for police, municipal court, and jail services at a rate of $1.40 per thousand for five years beginning July 1, 2019. Springfield still has the authority to levy an additional dollar value property tax levy for the retirement of its voter-approved general obligation bond debt. For the fiscal year ended June 30, 2021, the amount of the tax levy for general obligation debt was $0.82 per thousand.

Local Economy July 2020-June 2021

The impacts of the global Coronavirus pandemic were felt globally and continued to generate unforeseen impacts to the Springfield, Oregon economy throughout 2021. The local responses to the pandemic also provided a glimpse into the desirability, accessibility, and diversity of Springfield industries, market rate housing options, and infrastructure.

Based on ongoing conversations and interviews with local housing developers, realtors and contractors, housing inventories through the majority of FY20 and FY21 reflected less than two months of inventory, often dropping to as little as two weeks. Housing rental markets reflected historically low vacancies, fueled by gains in population and a structurally high share of renters (47% of households are renters).

Overall residential vacancy rates have declined sharply from the pre-pandemic 2019 timeframe. In 2019 vacancies were estimated at only 3.3%. This data was identified on the eve of COVID-19 and did not yet reflect the real or perceived impacts of the global pandemic. By FY21, Springfield was experiencing a record low 1.9% multifamily residential vacancy rate, the lowest point within a 10-year lookback.

Despite patterns associated with COVID-19 cases and safety requirements and guidelines, Springfield continues to see patterns of investments in residential lands, local manufacturing and traded sector activities, increased values of property, and momentum in private and public projects and infrastructure investments. Springfield is made up of a mix of industries and balance of mature phase and startup phase companies. This diversification has contributed to levels of stability within the local economy during FY21, with many employers maintaining their workforce or quickly bringing back those employees impacted by temporary, early, layoffs.

Property Values

Total assessed property values have steadily increased over the last decade, although slowing during FY20 and FY21 with an increase of 2.6%, down from FY20 increases of almost 3%. Some of this loss was anticipated due to a mix of finalized property tax appeals on several key employer campuses and potential impacts of COVID-19. In total, FY21 assessed property values in the City of Springfield totaled over $5.1 billion, an increase of $127 million over FY20.

Population Growth

Springfield's population growth in FY21 reflects positive gains with an estimated population of 62,352, an increase of 817 community members (1.3%) from 2020. This is the first time in a 10-year look-back period that Springfield's population grew at a faster rate than its neighboring community of Eugene and the broader Lane County region. With residential inventories historically low and a substantial subdivision in construction phases, future years are anticipated to reflect resumed and higher than average growth.

In general, Springfield's population trends are attributable to a number of variables, including population estimation methodology used by the Portland State University Population Research Center, but also impacts of existing limited housing supply and land, rising costs of construction which saw historically high unit and labor pricing in FY21, trends in new single and multi-family housing starts, and intentional investments in policy by the City Council.

Job Growth

Job growth saw substantial years of increase prior to 2020 in Lane County, with unemployment in Springfield maintaining all time historic lows. While job gains were not expected during the COVID-19 pandemic shut down, Springfield companies involved in manufacturing saw robust quarters of product demand.

Notable trends are reflected in the job regains following initial pandemic caused layoffs. Many of these layoffs were seen temporarily in medical and retail fields, with jobs returning as early shutdowns eased and consumers regained confidence in daily activities.

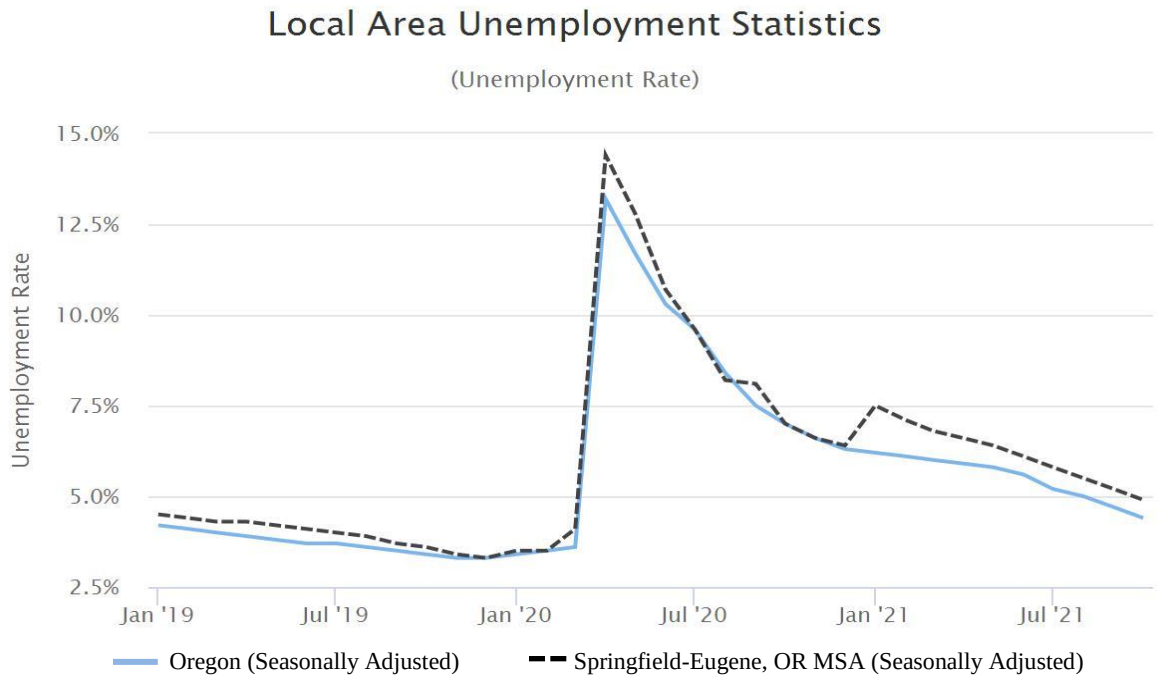

Source: Oregon Employment Department Qualityinfo.org

At the height of the FY20 COVID-19 job loss, unemployment rates in the Springfield-Eugene metro area rose from 3.5% on the eve of the 'stay at home' orders in March to over 16% in April and May. By the end of June 2020, rehires of lost jobs brought unemployment to 10%. As we moved into the recovery in FY21, the unemployment rate came down and leveled off at 6.1% in June, 2021.

Springfield Target Industries

Springfield's diversity of target industries has allowed the local economy to remain active throughout FY21, as companies, consumers, and community members adjust to living with the concerns and safety policies associated with COVID-19. During FY21, the medical profession especially saw strain on the labor force as they experienced higher than average levels of fatigue. While the travel industry was impacted negatively in the early months of the pandemic, jobs and productivity associated with advanced timber manufacturing remained strong and, in some cases, reported record productivity and sales quarters.



Springfield Target Industries
Source: Springfield Economic Development Strategic Plan

Throughout FY21, the City of Springfield maintained a focus on local industry trends, prioritizing target industries for economic development with large footprints from a physical, economic, and employment standpoint. Springfield, Oregon target industries include; advanced timber manufacturing, technology, craft food and beverage, and medical technology.

Springfield Industry Employers

The City of Springfield's positive relationships with existing employers is a hard-earned and critical resource in fostering trust and facilitating opportunities to support growth and expansion of those industries and, specifically, employers. Employment data specific to an individual private employer is highly sensitive and considered protected information by the State Employment Department. Springfield's primary employment bases are health care, education, wood products and technology. The City is home to two hospitals employing approximately 3,800 employees, as well as PacificSource Health Plans, Royal Caribbean and Wayfair call centers.

Springfield Significant Event Sampling

- **COVID-19 Pandemic Response and Recovery Preparation.** Throughout FY21, the City of Springfield, Oregon maintained a responsive and organized emergency operations command system, maintaining a nimble and effective response structure that allowed city staff to continue operations and provide resources, services and important programmatic support and information to community members at large. This effort also resulted in early recovery strategy work focused on immediate and long-term policy and built efforts to support the community's ability to continue operating during the changing COVID-19 environment. This thoughtful and organized approach will continue to be a contributing factor to Springfield's ability to maintain the positive pre-COVID-19 growth and economic trends beyond FY21.

- **Wildfire.** During FY21, the Springfield community also experienced one of the worst wildfire seasons in the region's recent history. The Holiday Farm fire, which erupted on the evening of September 7th, took nearly two months to substantially contain, resulted in ongoing emergency evacuations and warnings to areas within and around Springfield, business closures, community health issues, and the tragic loss of life and over 430 homes

in nearby communities. No structures within the city limits of Springfield were lost as part of this event. In total, approximately 200,000 acres of land burned, a substantial portion classified as managed private timberlands. This loss of planned harvest land will create impacts to the local wood products manufacturing industry in the years to come, as they look to alternative sources to meet supply needs. While the Holiday Farm fire is discussed here due to its proximity and direct impact on Springfield, it is also important to note that multiple other substantial/complex fires across the state started around the similar timeframe, had equally devastating impacts within their adjacent communities, and will also impact Springfield timber industry supply and forest management.

- **Weyerhaeuser-Wildish Glenwood Development.** During FY21, Weyerhaeuser officially completed construction on a new regional headquarters. As part of a competitive selection process, Springfield secured the project which is now located in the developing area of Glenwood on Wildish Land Development Company owned land along Franklin Blvd. This project was a result of the City's efforts to partner with the land owner and make proactive investments in planning, infrastructure and strategic use of urban renewal resources. The site will function as the office space for local Weyerhaeuser operations, including their forestry staff. The project reflects the first ground-up new construction in 10 years along the south stretch of Franklin Blvd in Glenwood.

- **Street Bond Passing.** In 2019, the Springfield voters approved a five year $10M general obligation bond to fund repairs for a list of proposed city streets. Streets identified for improvement serve both residential and commercial neighborhoods. Design and bidding of multiple bond funded projects began in FY20, including substantial Olympic Street and Mohawk Blvd overlays, with construction completed in FY21. Overlay project design has also been completed for 42nd Street, Highbanks Road and Thurston Road with construction beginning in FY21 and continuing into FY22. These projects mark substantial accomplishments for staff and the community, showcasing significant investment in maintaining and improving key infrastructure. This work has maintained pace throughout the COVID-19 pandemic restrictions and extended periods of remote work.

- **Marcola Meadows.** In late FY20, initial ground and infrastructure work began in the mid-Springfield area Marcola Meadows subdivision. The subdivision includes over 100 acres and an anticipated total 750 residential units. Construction began on the first phase of 29 residential units in FY21.

Marcola Meadows Subdivision
Source: Jeff Paschall, Springfield Development and Public Works

Long-term Financial Planning

The City's long-range financial planning efforts mirror many other cities by producing trend line projections for both revenue and expenditures based upon individual analysis of both primary revenue and expenditures. The annual budget and five-year forecasts for the City's more significant funds serve as the foundation for the City's financial planning.

Financial policies are central to a strategic, long-term approach to financial management. Currently, the City of Springfield has a three-page document representing the Financial Management Policies and recently initiated a project to review the fiscal health of our organization starting with a review and revision of outdated policies. The current City policies have three different update characteristics; these are: (1) policies that *conflict* with current practices; (2) policies that are simply *out-of-date*; and (3) policies that *require clarification*. Additionally, there are important policies that are not currently addressed, as well as policies that are better left to administrative process.

The Finance Department identified nine policies for potential revision with six completed to date. Our objective is to update other financial policies in order to develop a strategic, long-term approach to: (1) minimize the cost of government and reduce financial risk; (2) maintain appropriate financial capacity for present and future needs; and (3) ensure the legal use of financial resources through an effective system of internal controls.

Another objective of the policy reviews was to better understand how budget decisions impact the long-term stability of the City's financial position. A critical component is the make-up of the different accounting funds and how each has its own unique external forces that can impact its financial stability. The last recession did not treat all funds equally and lessons can be learned about the early identification of stress signs and what can be done to be able to respond in a timely manner. A part of this exercise is to ensure that staff is providing adequate guidance for the Council and Budget Committee in these matters.

The City's major operating funds for General, Street, Building, Sewer, and Stormwater purposes all meet current Council adopted policies for maintaining adequate contingency and working capital. The City's Ambulance Fund is not currently meeting the guidelines for maintaining adequate contingency and working capital at this time; however, City staff are making this fund a top priority in its fiscal health exercise.

Utility enterprise operations such as sanitary sewer and stormwater, where there is the ability for the Council to make choices about raising monthly fees, have been better able to increase revenues to meet expenditure needs. Throughout this period, the combination of tempering expenditures with modest rate increases has allowed these enterprises to continue their vital maintenance needs.

The City updates its Capital Improvement Program (CIP) every two years and will be embarking on the latest update soon. Capital projects for the sanitary and stormwater programs are continuing to occur on schedule and have secure funding for the next CIP cycle. After borrowing funds in the early 2000's to catch up on capital needs, these utilities have been able to establish adequate reserves to meet current needs.

The City's capital resources for street improvements have not been able to match capital needs and the City asked voters for the approval of a general obligation bond in November of 2018, which passed with 55% voter approval, to address the most immediate needs. The bond proceeds will fund street improvement projects through FY24.

Public Safety Services:

The City continues to have two special-purpose taxing levies approved by the voters. Both levies were initially approved in 2002 and have been reauthorized by citizens several times. The levy for fire services allows the City to operate a fifth engine company for first response and fire services and was recently renewed for an additional five years beginning in FY22. The levy for police services funds additional services for patrol, dispatch, records, and our municipal jail and was last approved for an additional five years beginning in FY19.

Urban Renewal:

The City established, with voter approval, two urban renewal districts within our community. One in the core downtown area (2007) and the other in the Glenwood area (2004), located immediately adjacent to downtown and across the river. The formation of the two urban renewal districts is important to the City's strategy for attracting to our area new and additional commercial, industrial, and residential uses and associated taxable value. In the recent past, the City has adopted both a Glenwood Refinement Plan and a Downtown Revitalization Plan. For the Glenwood District, the City was awarded a $6 million transportation grant from the State which was matched by $3.6 million from the City to complete Phase I of the planned improvement to Franklin Boulevard. Construction began in June 2017 and was completed in FY18. Phase II is in design stage with federal grant funding opportunities identified as a potential match. In late FY21, the Agency directed staff to begin the process for issuance of a Request for Qualified (RFQ) developers, specific to Agency owned riverfront land. This is expected to open and close in FY22, with a Board selection of a preferred developer also anticipated in FY22.

For the Downtown District, the City has continued investments in improved pedestrian lighting within the Downtown core and scoped additional phases of expansion to impact the outer areas of the district. Also, in response to requests by Downtown merchants, the City has redesigned its parking program to include free on-street timed parking and available paid parking permits for City-owned lots. The Agency continues to invest in the Systems Development Payment Program for all expansion and redevelopment projects and has successfully implemented a Downtown Loan Program, both programs reflecting the intent to decrease costs and risk of investing in Downtown Springfield. Substantial investments have been made in the acquisition of key Downtown parcels, positioning the agency to participate in more direct incenting of private redevelopment. The Agency has also initiated its first substantial new construction design loan, with a targeted construction start date of late FY22. The Urban Renewal Agency Board, and staff, are actively evaluating near term strategies to support upcoming substantial borrowing, specifically in the Downtown Area. The purpose of the Agency and Urban Renewal Areas are to invest in projects through maximization of borrowing capacity of the Agency and Area increment.

Capital Improvements:

The City of Springfield's Capital Improvement Program (CIP) is a five-year Community Reinvestment Plan which describes the funding and construction of City public facilities. The Council typically approves biennially a list of public projects, such as transportation and streets, wastewater, stormwater, and buildings and properties, which are programmed for planning,

design, and construction in the next five years. Programming in the CIP is based upon the most-current estimates of available funding. Actual funding decisions are made during the City's annual budgeting process. These projects are aimed at improving neighborhoods, providing for economic growth, improving traffic safety, and maintaining the existing City infrastructure and facilities. Some of the major projects in each of these program areas include the following:

Transportation and Streets:

- **Street Preservation Program –** The Franklin Boulevard Reconstruction Project will construct modern urban standards improvements on the old Hwy 99 alignment in Glenwood called Franklin Boulevard between the Franklin/Glenwood intersection and the Franklin/McVay intersection to support Glenwood redevelopment and regional safety and mobility for transit, bicycles/pedestrians, and autos. This portion of phase 2 will include design of the boulevard from Mississippi Street to Henderson Avenue. In partnership with the City of Eugene, the City has applied for a federal grant to construct improvements through the Mississippi intersection.

- **South 28th Street Paving** – The City of Springfield received Congestion Mitigation Air Quality funding to be utilized for paving the gravel portion of S. 28th St. from South F St. to the city limits (approximately .25 miles). In addition to paving, the project will include extension of the existing gravity wastewater pipeline from F Street south to the City limits, and new stormwater features to manage and improve stormwater quality. Due to Oregon Department of Transportation and Federal Highway Administration requirements, the City must utilize a certified agency to deliver the project. For this project the City is working with Lane County through an intergovernmental agreement, with preliminary engineering in process and construction anticipated in 2023.

Wastewater:

- **Jasper Trunk Sewer – Phase 3 –** The City Council approved funding for the extension of the Jasper Trunk Sewer with adoption of the 2020-2024 Capital Improvement Program. Phase 3 will extend wastewater service approximately 5,280 feet southeast across Bob Straub Parkway terminating near Brand S Road. Further extension of the Jasper Trunk Sewer provides a key City service for urban level development of the Jasper-Natron area. Construction of this project is anticipated in 2022.

- **Local Sewer Extensions –** Within the City of Springfield's city limits and urban growth boundary (UGB) are several areas that are fully developed but lack wastewater service. This project would fund the design and construction of wastewater main line pipes to these areas upon request of affected property owners or annexation, with some or all of the cost possibly reimbursable through assessments. It is anticipated that extensions will be completed in two locations in south Springfield in 2022.

- **CMOM Planning and Implementation –** The City continues to make the repair, rehabilitation, or replacement of older wastewater pipes throughout the City a high priority in the Capital Improvement Program in an effort to reduce leakage of ground water into the system. As part of this program, the City plans to rehabilitate approximately 4,500 feet of 27 inch sanitary trunk in 2022. The City continues to work on implementation of its Capacity, Management, Operations, and Maintenance (CMOM) program to remain in line with both

State and Federal regulations. A flow monitoring plan and update of the collection system and the hydraulic model has been updated. The City is well into the process of micro-basin monitoring and modeling, with two basins identified for rehabilitation and programmed in the upcoming FY23-FY27 CIP. The City will also begin the process of updating the 2008 Wastewater Master Plan in the upcoming year.

Stormwater:

- **42nd Street Levee Study –** An initial study has been completed which identified several existing deficiencies. It also identified areas for further study and investigation of the condition of the High Banks Road (42nd Street) Levee to identify any structural or non-structural deficiencies and to evaluate the potential for obtaining federal accreditation of this levee as a flood control facility under the National Flood Insurance Program and for compliance with the National Levee Safety Program. In October 1983, the City entered into an Agreement with the Soil Conservation Service for the operations and maintenance of the High Banks Road Dike that was constructed by Lane County in the 1950's adjacent to what is now known as 42nd Street. This dike provides flood control protection for areas of Springfield north of Highway 126 and west of 42nd Street from McKenzie River flooding. The Federal Emergency Management Agency (FEMA) has developed an accreditation program for levees that are relied upon under the National Flood Insurance Program (NFIP) and the National Levee Safety Committee has developed recommendations to Congress for a National Levee Safety Program.

- **Channel 6 Flood Insurance Rate Map (FIRM) Update / Channel 6 Phase II –** The Master Plan and an evaluation and update to the Flood Insurance Rate Map (FIRM) have been completed. Phase II will implement the Council approved Master Plan. Implementation will begin with an upgrade of several culverts to improve water flow and mitigate potential flooding.

- In addition to the above major projects, several other projects are also already budgeted and are currently in process or scheduled, including: Glenwood Stormwater Master Plan, Stormwater Channel Improvement, 5th Street/EWEB Path Storm Pipe, and Mill Street Reconstruction.

Major Initiatives

The City Council goals for this year, along with some of the more significant activities and projects addressing those goals, are as follows:

Provide Financially Responsible and Innovative Government Services

- Urban growth boundary expansion to meet industrial zone employment needs
- Infrastructure enterprise funds meet operating and capital requirements
- Information technology infrastructure is available
- Enhancements and customizations to existing applications will meet customer expectations

Encourage Economic Development and Revitalization through Community Partnerships

- There is growth in the level of Glenwood Urban Renewal investment
- There is growth in the level of Downtown Urban Renewal investment
- Room tax receipts are meeting their set outcome measure
- The infrastructure needed for growth is identified and planned
- Target areas are planned and zoned for redevelopment to attract new business and attractions and/or eliminate blighted areas
- Opportunities for affordable and decent housing are increased through partnerships with non-profit housing developers and providing assistance to low and very low-income citizens throughout the community

Foster an Environment that Values Diversity and Inclusion

- Percent of proposers on Public Works formal solicitations that self-identify as minority, women, or emerging small businesses (MWESB)
- City supports and encourages inclusion in advertisements for open positions, procurement, and budgetary objectives
- Effective and appropriate language services are provided while at the Springfield Municipal Court
- Percent of qualified applicants who meet City's workforce diversity goals

Strengthen Public Safety by Leveraging Partnerships and Resources

- High priority calls are dispatched within 60 seconds of receipt
- Medium priority calls are dispatched within five minutes of receipt
- Low priority calls are dispatched within 10 minutes of receipt
- Crime rate for property crimes is decreasing
- Emergency ambulance responses are within eight minutes
- Fire responses are within five minutes

Maintain and Improve Infrastructure and Facilities

- Planned infrastructure maintenance is performed
- Preservation projects are completed on schedule
- Out-of-service signalized intersections repaired within 48 hours of reporting
- Capital projects are constructed to meet expanding needs

Promote and Enhance Our Hometown Feel While Focusing on Livability and Environmental Quality

- Student success and community literacy is supported
- The quality of information services is improved
- Access to Library services and collections is improved
- Trash is reduced and community recycling is increased
- Increase percent of current Stormwater Management Plan activities in compliance with the six minimum measures

- Wastewater infrastructure systems meet regulatory performance requirements
- Revitalization of low-income neighborhoods is supported
- Citizen requests and inquiries are given timely attention
- Technology is used to make it easier for citizens to do business in Springfield through e-permitting and on-line access to information
- Residents perception of Springfield is positive

Awards and Acknowledgements

Awards

The Government Finance Officers Association of the United States and Canada (GFOA) awarded a Certificate of Achievement for Excellence in Financial Reporting to the City for its Annual Comprehensive Financial Report (ACFR) for the fiscal year ended June 30, 2020. This was the fortieth consecutive year that the government has achieved this prestigious award. In order to be awarded a Certificate of Achievement, a government must publish an easily readable and efficiently organized Annual Comprehensive Financial Report. This report must satisfy both generally accepted accounting principles and applicable legal requirements. A Certificate of Achievement is valid for a period of one year only. We believe our current annual comprehensive financial report continues to meet the Certificate of Achievement Program's requirements, and we are submitting it to the GFOA to determine its eligibility for another certificate.

Acknowledgments

The preparation of the Annual Comprehensive Financial Report on a timely basis was made possible by the dedicated service of the entire staff of the Finance Department. Each member of the department has our sincere appreciation for the contributions made in the preparation of this report. We also want to acknowledge the cooperation and assistance of other City staff who contributed to the information required for a fair presentation of the City's financial operations.

In closing, without the leadership and support of the Mayor and City Council, preparation of this report would not have been possible.

Respectfully submitted,

CITY OF SPRINGFIELD, OREGON

Nancy Newton,
City Manager

Nathan Bell,
Finance Director

CITY OF SPRINGFIELD

Organization Chart

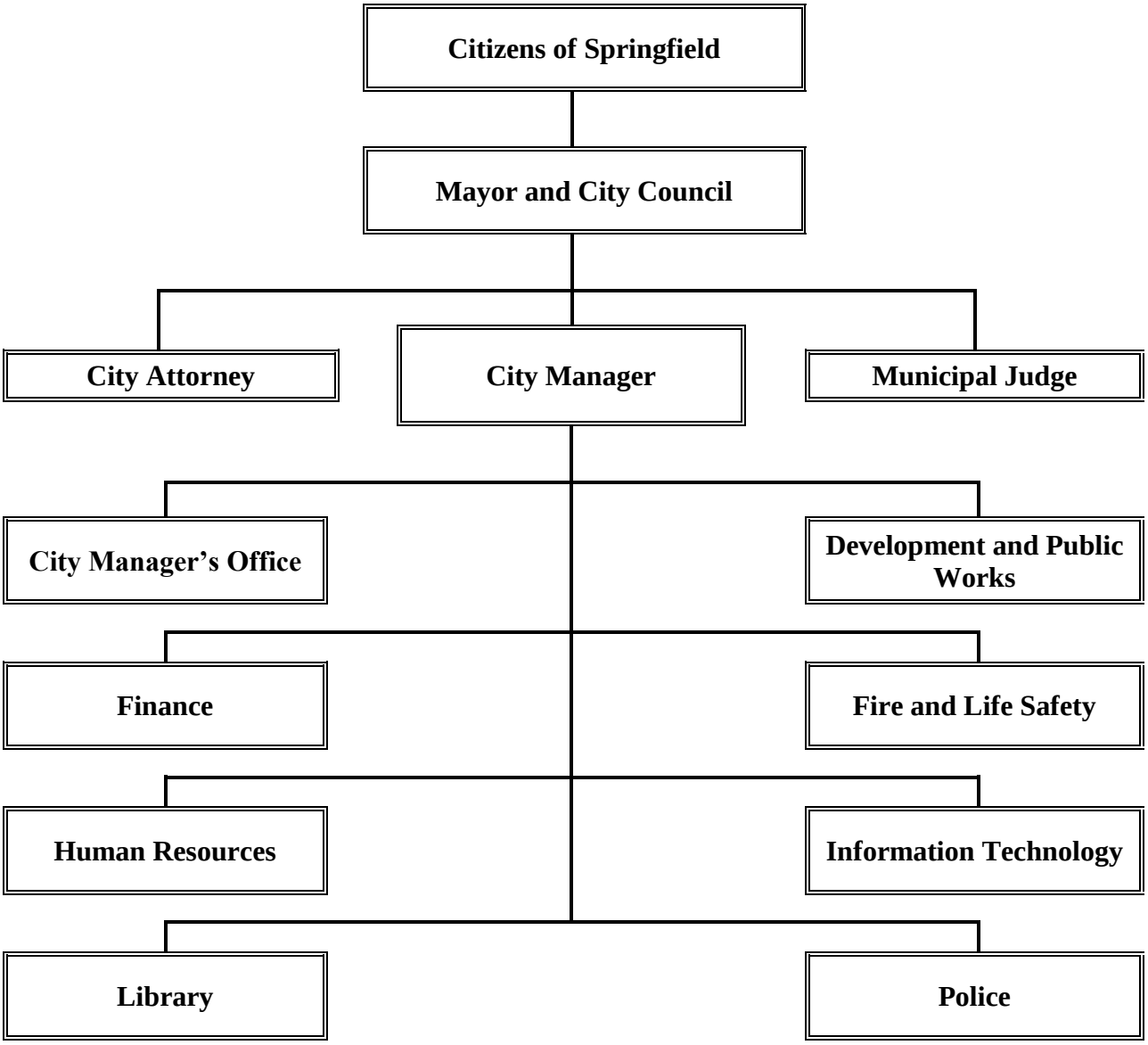

City of Springfield, Oregon

Principal City Officials
June 30, 2021

Elected Officials
225 Fifth Street
Springfield, Oregon 97477

Mayor		**Term Expiration**
Sean VanGordon		December 31, 2022

Council Members

Damien Pitts	Ward 1	December 31, 2022
Steve Moe	Ward 2	December 31, 2022
Kori Rodley	Ward 3	December 31, 2024
Leonard Stoehr	Ward 4	December 31, 2024
Marilee Woodrow	Ward 5	December 31, 2022
Joe Pishioneri	Ward 6	December 31, 2024

The City Council can be contacted at the address above.

Administrative Officials

Nancy Newton	City Manager
Nathan Bell	Finance Director

Government Finance Officers Association

Certificate of Achievement for Excellence in Financial Reporting

Presented to

City of Springfield
Oregon

For its Comprehensive Annual
Financial Report
For the Fiscal Year Ended

June 30, 2020

Christopher P. Morrill

Executive Director/CEO

Financial Section

Independent Auditor's Report

GROVE, MUELLER & SWANK, P.C.
CERTIFIED PUBLIC ACCOUNTANTS AND CONSULTANTS
www.gmscpa.com
(503) 581-7788 • FAX (503) 581-0152
475 Cottage Street NE, Suite 200 • Salem, Oregon 97301-3814

INDEPENDENT AUDITOR'S REPORT

To the Honorable Mayor, Members of the
City Council and the City Manager
City of Springfield
225 Fifth Street
Springfield, Oregon 97477

Report on Financial Statements

We have audited the accompanying financial statements of the governmental activities, the business-type activities, each major fund, and the aggregate remaining fund information of the City of Springfield, Oregon (the City) as of and for the year ended June 30, 2021, and the related notes to the financial statements, which collectively comprise the City's basic financial statements as listed in the table of contents.

Management's Responsibility for the Financial Statements

Management is responsible for the preparation and fair presentation of these financial statements in accordance with accounting principles generally accepted in the United States of America; this includes the design, implementation, and maintenance of internal control relevant to the preparation and fair presentation of financial statements that are free from material misstatement, whether due to fraud or error.

Auditor's Responsibility

Our responsibility is to express opinions on these financial statements based on our audit. We conducted our audit in accordance with auditing standards generally accepted in the United States of America and the standards applicable to financial audits contained in *Government Auditing Standards* issued by the Comptroller General of the United States. Those standards require that we plan and perform the audit to obtain reasonable assurance about whether the financial statements are free from material misstatement.

An audit involves performing procedures to obtain audit evidence about the amounts and disclosures in the financial statements. The procedures selected depend on the auditor's judgment, including the assessment of the risks of material misstatement of the financial statements, whether due to fraud or error. In making those risk assessments, the auditor considers internal control relevant to the City's preparation and fair presentation of the financial statements in order to design audit procedures that are appropriate in the circumstances, but not for the purpose of expressing an opinion on the effectiveness of the City's internal control. Accordingly, we express no such opinion. An audit also includes evaluating the appropriateness of accounting policies used and the reasonableness of significant accounting estimates made by management, as well as evaluating the overall presentation of the financial statements.

We believe that the audit evidence we have obtained is sufficient and appropriate to provide a basis for our audit opinions.

Opinions

In our opinion, the financial statements referred to above present fairly, in all material respects, the respective financial position of the governmental activities, the business-type activities, each major fund, and the aggregate remaining fund information of the City of Springfield, Oregon, as of June 30, 2021, and the respective changes in financial position and, where applicable, cash flows thereof for the year then ended in accordance with accounting principles generally accepted in the United States of America.

Other Matters

Required Supplementary Information

Accounting principles generally accepted in the United States of America require that the management's discussion and analysis (MD&A), schedule of revenues, expenditures, and changes in fund balance (non GAAP budgetary basis) – budget to actual for the General Fund, Police Local Option Levy Fund, and Special Revenue Fund and the required supplementary information schedules for OPEB, CRP, and OPERS as listed in the table of contents be presented to supplement the basic financial statements. Such information, although not a part of the basic financial statements, is required by the Governmental Accounting Standards Board, who considers it to be an essential part of financial reporting for placing the basic financial statements in an appropriate operational, economic, or historical context.

We have applied certain limited procedures to the MD&A and the required supplementary information schedules for OPEB, CRP, and OPERS in accordance with auditing standards generally accepted in the United States of America, which consisted of inquiries of management about the methods of preparing the information and comparing the information for consistency with management's responses to our inquiries, the basic financial statements, and other knowledge we obtained during our audit of the basic financial statements. We do not express an opinion or provide any assurance on the information because the limited procedures do not provide us with sufficient evidence to express an opinion or provide any assurance.

The schedules of revenues, expenditures, and changes in fund balance (non GAAP budgetary basis) – budget to actual (as described above) are the responsibility of management and were derived from and relate directly to the underlying accounting and other records used to prepare the basic financial statements. Such information has been subjected to the auditing procedures applied in the audit of the basic financial statements and certain additional procedures, including comparing and reconciling such information directly to the underlying accounting and other records used to prepare the basic financial statements or to the basic financial statements themselves, and other additional procedures in accordance with auditing standards generally accepted in the United States of America. In our opinion, the budgetary comparison information is fairly stated in all material respects in relation to the basic financial statements as a whole.

Other Supplementary Information

Our audit was conducted for the purpose of forming opinions on the financial statements that collectively comprise the City's basic financial statements. The other supplementary information, introductory section, and statistical section are presented for purposes of additional analysis and are not a required part of the basic financial statements.

The other supplementary information is the responsibility of management and was derived from and relates directly to the underlying accounting and other records used to prepare the basic financial statements. Such information has been subjected to the auditing procedures applied in the audit of the basic financial statements and certain additional procedures, including comparing and reconciling such information directly to the underlying accounting and other records used to prepare the basic financial statements or to the basic financial statements themselves, and other additional procedures in accordance with auditing standards generally accepted in the United States of America. In our opinion, the other supplementary information is fairly stated, in all material respects, in relation to the basic financial statements as a whole.

The introductory and statistical sections have not been subjected to the auditing procedures applied in the audit of the basic financial statements and, accordingly, we do not express an opinion or provide any assurance on them.

Reporting Required by Legal and Regulatory Requirements

Reporting Required by Government Auditing Standards

In accordance with *Government Auditing Standards*, we have also issued our report dated December 22, 2021 on our consideration of the City's internal control over financial reporting and on our tests of its compliance with certain provisions of laws, regulations, contracts and grant agreements, and other matters. The purpose of that report is solely to describe the scope of our testing of internal control over financial reporting and compliance and the results of that testing, and not to provide an opinion on the effectiveness of internal control over financial reporting or on compliance. That report is an integral part of an audit performed in accordance with *Government Auditing Standards* in considering the City's internal control over financial reporting and compliance

Reporting Required by Oregon Minimum Standards

In accordance with Minimum Standards for Audits of Oregon Municipal Corporations, we have issued our report dated December 22, 2021, on our consideration of the City's compliance with certain provisions of laws and regulations, including the provisions of Oregon Revised Statutes as specified in Oregon Administrative Rules. The purpose of that report is to describe the scope of our testing of compliance and the results of that testing and not to provide an opinion on compliance.

GROVE, MUELLER & SWANK, P.C.
CERTIFIED PUBLIC ACCOUNTANTS

By: _____
Ryan T. Pasquarella, A Shareholder
December 22, 2021

Management’s Discussion and Analysis

City of Springfield, Oregon
MANAGEMENT'S DISCUSSION AND ANALYSIS
Year Ended June 30, 2021

This section of the City of Springfield's annual financial report presents our discussion and analysis of the City's financial performance during the fiscal year ended June 30, 2021. Please read it in conjunction with the City's financial statements, which follow this section.

FINANCIAL HIGHLIGHTS

- The City's total assets and deferred outflows of resources at June 30, 2021 increased $27.5 million from $373.5 million to $401.0 million, or 7.4% from the prior year. This increase in total assets and deferred outflows of resources was primarily due to $12.8 million increase in the carrying value of capital assets and a $1.7 million increase in receivables, a $0.4 million increase in due from other governments, a $8.3 million increase in cash and investments, and an increase of $3.9 million increase in the deferred outflows of resources.

- The City's total liabilities and deferred inflows of resources increased by $15.1 million from $130.0 million to $145.1 million, or 11.6% from the prior year. This increase was primarily due to a $7.1 million increase in unearned revenue (American Rescue Plan), a $7.8 million increase in net pension liability, a $3.7 million increase in accounts payable, and a $0.2 million increase in deferred on refunding of the 2017 revenue bond. These are offset by a $3.5 million decrease in deferred pension and OPEB inflows.

- The assets and deferred outflows of resources of the City exceeded its liabilities and deferred inflows of resources by $255.9 million at the close of fiscal year 2021. Unrestricted net position totaled $29.1 million with the remainder of the City's net position invested in capital assets ($199.1 million) and restricted for capital projects, public safety, transportation, community development, debt service, and other purposes ($27.7 million).

- At June 30, 2021, the City's governmental funds reported a combined ending fund balance of $43.1 million, a decrease of $1.5 million (3.3%) from the prior year. Of this total amount, $10.4 million (24.0%) constitutes unassigned fund balance which is available for spending at the government's discretion, $32.3 million (74.9%) constitutes either restricted, committed, or assigned fund balance which is not available for new spending because it has already been committed to another purpose, and the remainder of the fund balance, $0.5 million (1.1%) is in a nonspendable form.

- At the end of fiscal year 2021, the unassigned fund balance in the General Fund was $10.4 million which was 25.7% of total General Fund expenditures.

OVERVIEW OF THE FINANCIAL STATEMENTS

This discussion and analysis is intended to serve as an introduction to the City of Springfield's basic financial statements. The City's basic financial statements comprise three components:

- Government-wide financial statements
- Fund financial statements
- Notes to the financial statements

Government-wide Financial Statements

The government-wide financial statements report information about the City as a whole using accounting methods similar to those used by private-sector companies. The statement of net position presents

information on all of the City's assets, deferred outflows of resources, liabilities, and deferred inflows of resources with the difference reported as net position. Over time, increases or decreases in net position may serve as a useful indicator of whether the financial position of the City is improving or deteriorating.

The statement of activities presents information showing how the City's net position changed during the most recent fiscal year. All changes in net position are reported as soon as the underlying event giving rise to the change occurs, regardless of the timing of related cash flows. Thus, revenues and expenses are reported in this statement for some items that will only result in cash flows in future fiscal periods (e.g. uncollected taxes).

Both of the government-wide financial statements distinguish functions of the City that are principally supported by taxes and intergovernmental revenues (governmental activities) from other functions that are intended to recover all or a significant portion of their costs through user fees and charges (business-type activities). The governmental activities of the City include:

- General Government
- Fire and Life Safety
- Police
- Library
- Development and Public Works

The business-type activities of the City include:

- Sanitary Sewer
- Storm Drainage
- Booth-Kelly (operation of the Booth-Kelly Center – a large commercial building and other similar activities)
- Ambulance Service

The government-wide financial statements include not only the City itself (known as the primary government), but also a legally separate Urban Renewal Agency for which the City is financially accountable.

The Urban Renewal Agency, called the Springfield Economic Development Agency (SEDA), has a governing body that is substantively the same as the City's and City management is responsible for the Agency's operations. For these reasons, the SEDA special revenue and capital project funds are included as an integral part of the City.

The government-wide financial statements can be found on pages 55-57 of the basic financial statements.

Fund Financial Statements

The fund is a grouping of related accounts that is used to maintain control over resources that have been segregated for specific activities or objectives. The City uses fund accounting to ensure and demonstrate compliance with finance-related legal requirements. All of the funds of the City can be divided into three categories: governmental funds, proprietary funds, and fiduciary funds.

Governmental funds. Governmental funds are used to account for essentially the same functions reported as governmental activities in the government-wide financial statements. However, unlike the government-wide financial statements, governmental fund financial statements focus on the acquisition and use of current spendable resources, as well as on balances of spendable resources available at the end of the fiscal year. Such information may be useful in evaluating a government's near-term financing requirements.

Because the focus of governmental funds is narrower than that of the government-wide financial statements, it is useful to compare the information presented for governmental funds with similar information presented for governmental activities in the government-wide financial statements. By doing so, readers may better understand the long-term impact of the government's near-term financing decisions. Both the governmental fund balance sheet and the governmental fund statement of revenues, expenditures, and changes in fund balances provide a reconciliation to facilitate this comparison between governmental funds and government activities. The reconciliations can be found on pages 64 and 66 in the basic financial statements.

The City maintains 15 individual governmental funds. Information is presented separately in the governmental funds balance sheet and in the governmental fund statement of revenues, expenditures, and changes in fund balances for those funds that are considered significant (major) to the City taken as a whole. These financial statements report four major funds: General Fund, Special Revenue Fund, Police Local Option Levy Fund and the Street Capital Projects Fund. Data from the other governmental funds are combined into a single, aggregated presentation. Individual fund data for each of these nonmajor governmental funds is provided in the form of combining statements elsewhere in this report.

The City adopts an annual appropriated budget for all governmental funds. To demonstrate compliance with the budget, budgetary comparison statements have been provided for the General Fund and other major funds as required supplementary information on pages 117-119. Budgetary comparisons for all other governmental funds have been provided elsewhere in this report.

The governmental funds financial statements can be found at pages 58-60 in the basic financial statements.

Proprietary funds. The City maintains two different types of proprietary funds. Enterprise funds are used to report the same functions presented as business-type activities in government-wide financial statements. The City uses enterprise funds to account for its Sanitary Sewer operations, Storm Drainage operations, Ambulance Service, and Booth-Kelly operations. Internal service funds are an accounting device used to accumulate and allocate costs internally among the City's various functions. The City uses internal service funds to account for its equipment, including its fleet of vehicles and its computer and telecommunication equipment, for employee benefits and risk management activities, and for administrative activities related to the System Development Charge program. Because all three of these services predominantly benefit government rather than business-type functions, they have been included within governmental activities in the government-wide financial statements.

Proprietary fund statements provide the same type of information as the government-wide financial statements, only in more detail. The proprietary funds financial statements provide separate information for the Sanitary Sewer Fund, the Storm Drainage Fund, and the Ambulance Fund, which are all considered to be major funds of the City. Conversely, the internal service funds are combined into a single, aggregated presentation in the proprietary funds financial statements. Individual fund data for the internal service funds is provided in the form of combining statements elsewhere in this report.

The proprietary fund financial statements can be found on pages 61-63 in the basic financial statements.

Fiduciary funds. The City is the trustee, or *fiduciary*, for certain funds. The City is responsible for ensuring that the assets reported in a fiduciary fund are used for their intended purposes. The City has one fiduciary fund, the Custodial Fund. All of the City's fiduciary activities are reported in a separate statement of fiduciary net position and a statement of changes in fiduciary net position. We exclude these activities from the City's government-wide financial statements because the City cannot use these assets to finance its operations.

The fiduciary fund financial statements can be found on pages 64-65 in the basic financial statements.

Notes to the financial statements. The notes provide additional information that is essential to a full understanding of the data provided in the government-wide and fund financial statements. The notes to the financial statements can be found on pages 67-114 of this report.

Required supplementary information. This report also presents certain required supplementary information concerning budgetary comparisons for the general and major funds as well as information about the City's progress in funding its obligation to provide pension and other post employment benefits to its employees. Required supplementary information can be found on pages 117-127 of this report.

Other supplementary information. The combining statements referred to earlier in connection with nonmajor governmental funds and internal service funds, as well as budgetary comparisons for proprietary funds are included in this report and can be found on pages 133-174.

Government-wide Financial Analysis

As noted earlier, net position may serve over time as a useful indicator of a government's financial position. In the case of the City, assets and deferred outflows exceeded liabilities and deferred inflows by $255.9 million at the close of the most recent fiscal year.

The largest portion of the City's net position, $199.1 million (77.8%) reflects its net investment in capital assets (e.g., land and right-of-way, buildings, improvements, equipment, and infrastructure, net of accumulated depreciation), less any related debt used to acquire those assets that is still outstanding. The City uses these capital assets to provide services to citizens. Consequently, these assets are not available for future spending. Although the City's investment in its capital assets is reported net of related debt, it should be noted that the resources needed to repay this debt must be provided from other sources, since the capital assets themselves cannot be used to liquidate these liabilities.

City of Springfield's Statement of Net Position

	Governmental Activities		Business-type Activities		Total	
	2021	2020	2021	2020	2021	2020
Current and other assets	$ 84,263,948	$ 75,592,988	$ 61,549,675	$ 59,373,156	$145,813,623	$134,966,144
Capital assets, net, where applicable, of accumulated depreciation	157,370,190	144,980,802	73,826,838	73,424,968	231,197,028	218,405,770
Total assets	241,634,138	220,573,790	135,376,513	132,798,124	377,010,651	353,371,914
Deferred outflows of resources	18,450,771	15,319,122	5,558,632	4,828,251	24,009,403	20,147,373
Noncurrent liabilities	83,853,818	82,442,522	31,899,935	32,060,669	115,753,753	114,503,191
Other liabilities	16,878,902	7,599,694	2,808,594	1,983,120	19,687,496	9,582,814
Total liabilities	100,732,720	90,042,216	34,708,529	34,043,789	135,441,249	124,086,005
Deferred inflows of resources	8,079,855	4,778,455	1,562,928	1,175,589	9,642,783	5,954,044
Net position:						
Net investment in capital assets	139,384,434	122,555,408	59,677,720	56,619,451	199,062,154	179,174,859
Restricted	18,318,226	20,426,784	9,429,173	8,505,363	27,747,399	28,932,147
Unrestricted	(6,430,326)	(1,909,951)	35,556,795	37,282,183	29,126,469	35,372,232
Total net position	$151,272,334	$141,072,241	$104,663,688	$102,406,997	$255,936,022	$243,479,238

A portion of the City's net position, $27.7 million (10.8%), represents resources that are subject to external restrictions on how they may be used. The remaining balance of unrestricted net position, $29.1 million (11.4%) may be used to meet the government's ongoing obligations to citizens and creditors.

City of Springfield's Statement of Activities

	Governmental Activities		Business-type Activities		Total	
	2021	2020	2021	2020	2021	2020
Revenues:						
Program revenues:						
Charges for services	$ 9,776,266	$ 10,808,992	$ 20,909,129	$ 21,880,352	$ 30,685,395	$ 32,689,344
Operating grants and contributions	7,781,066	7,465,635	167,977	222,080	7,949,043	7,687,715
Capital grants and contributions	10,947,796	4,820,681	3,922,047	1,874,362	14,869,843	6,695,043
General revenues:						
Taxes	42,377,456	41,533,991	-	-	42,377,456	41,533,991
Payment in lieu of taxes	2,318,473	2,336,861	-	-	2,318,473	2,336,861
Shared revenue	2,334,354	2,212,330	-	-	2,334,354	2,212,330
Investment earnings	600,210	1,745,096	283,940	1,154,005	884,150	2,899,101
Miscellaneous receipts	1,789,005	1,227,437	12,467	24,317	1,801,472	1,251,754
Total revenues	77,924,626	72,151,023	25,295,560	25,155,116	103,220,186	97,306,139
Expenses:						
General government	8,809,340	8,652,793	-	-	8,809,340	8,652,793
Fire and life safety	15,675,680	14,732,495	-	-	15,675,680	14,732,495
Police	25,222,243	25,654,527	-	-	25,222,243	25,654,527
Library	2,245,447	2,266,167	-	-	2,245,447	2,266,167
Development & public works	15,977,248	16,950,960	-	-	15,977,248	16,950,960
Depreciation and amortization	231,809	231,808	-	-	231,809	231,808
Interest on long-term debt	452,538	556,436	-	-	452,538	556,436
Sanitary sewer	-	-	7,591,941	7,212,599	7,591,941	7,212,599
Storm drainage	-	-	6,860,432	6,633,084	6,860,432	6,633,084
Booth-Kelly	-	-	502,562	837,049	502,562	837,049
Ambulance	-	-	7,194,162	6,886,133	7,194,162	6,886,133
Total expenses	68,614,305	69,045,186	22,149,097	21,568,865	90,763,402	90,614,051
Increase (decrease) in net position before transfers	9,310,321	3,105,837	3,146,463	3,586,251	12,456,784	6,692,088
Transfers	889,772	80,000	(889,772)	(80,000)	-	-
Increase (decrease) in net position	10,200,093	3,185,837	2,256,691	3,506,251	12,456,784	6,692,088
Net position - beginning, previously reported	141,072,241	138,023,776	102,406,997	98,900,746	243,479,238	236,924,522
Prior period adjustment	-	(137,372)	-	-	-	(137,372)
Net position - beginning, as restated	141,072,241	137,886,404	102,406,997	98,900,746	243,479,238	236,787,150
Net position - ending	$151,272,334	$141,072,241	$104,663,688	$102,406,997	$255,936,022	$243,479,238

Entity-wide change in net position: Entity-wide net position increased by $12.5 million in the current fiscal year compared to an increase of $6.7 million in the prior year. This $5.8 million year-to-year increase in the change in entity-wide net position can be attributed to some one-time events in both the previous and current year, the details of which are provided below.

Governmental Activities. The governmental activities during the fiscal year increased the City's net position by $10.2 million, an increase from a prior year surplus of $3.2 million, explained by the following highlights:

- Capital grants and contributions increased by $6.1 million (127.1%) from the prior year and can be primarily attributed to an increase in the transfer of infrastructure and right of way from developers to the City. While these transfers can be an indicator on the strength of development occurring within the City, they can also fluctuate from year-to-year based on factors unrelated to the level of development occurring such as the timing of completion of single large projects and when the transfer occurs. This increase is most likely the result of such timing fluctuations and the City is continuing to experience a healthy level of development activity within the City.

- Operating grants and contributions increased by $.3 million (4.2%) from the prior year. This is relatively flat as the City continued to have CARES Act reimbursements received for spending related to the pandemic. The City continued to have the Emergency Operations Center activated, which is part of the general fund expenditures.

- Taxes increased by $.8 million (2.0%) from the prior year and can be partially attributed to a modest $.6 million increase in property tax receipts resulting from a continuation of appreciation of property values in the City. This was offset by a decrease in fuel tax (10.0%) with more people working remotely this year. The continued appreciation in property values is a strong indicator of a healthy local economy and a strong housing market

- Shared revenue increased by $0.1 million (5.5%) from the prior year. This increase from the prior year can be primarily attributed to the City's receipts from the State of Oregon for state tax revenue from the sale of recreational marijuana.

- Investment earnings in total decreased by $1.1 million (65.6%) from the prior year and can be attributed to significantly lower interest earned on LGIP pool and investments throughout the year.

- Primary government expenses as a whole decreased 0.6%, while charges for services saw a decrease of $1.0 million (9.6%) from the prior year. This was primarily due to impacts of COVID-19 that lingered into this fiscal year.

- Interest on long-term debt decreased by $103,898 (18.7%) from the prior year and can be attributed to the reduction of existing debt and no new issuances in the current year.

The net position increased in governmental activities by $10.2 million due primarily to capital contributions.

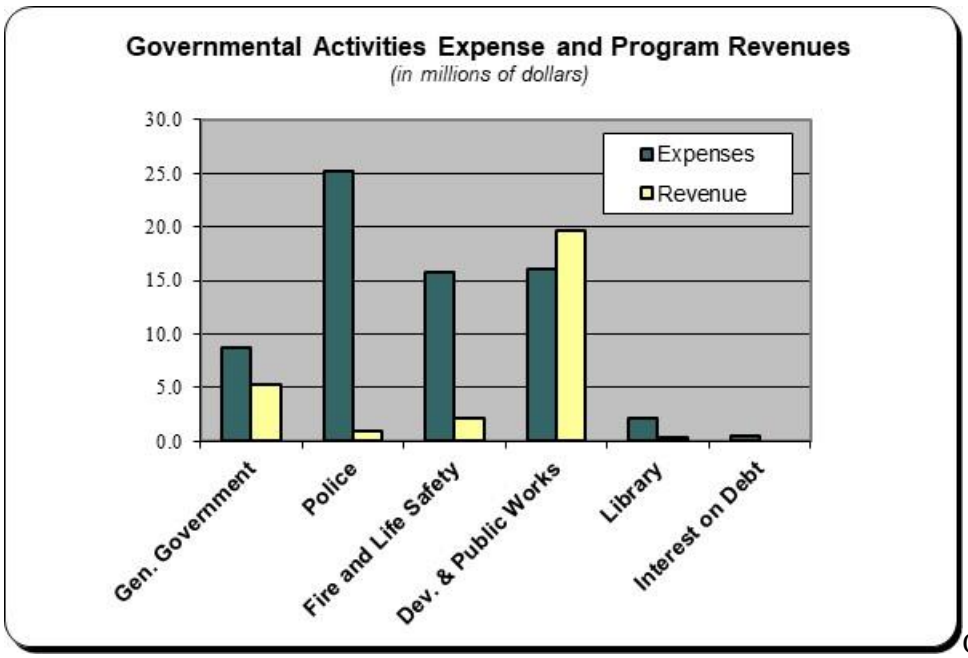

Chart 1

Chart 1 compares program revenues and expenses for the individual governmental activities for the current year. As the chart reflects, most governmental activities relied on general revenues to support the function.

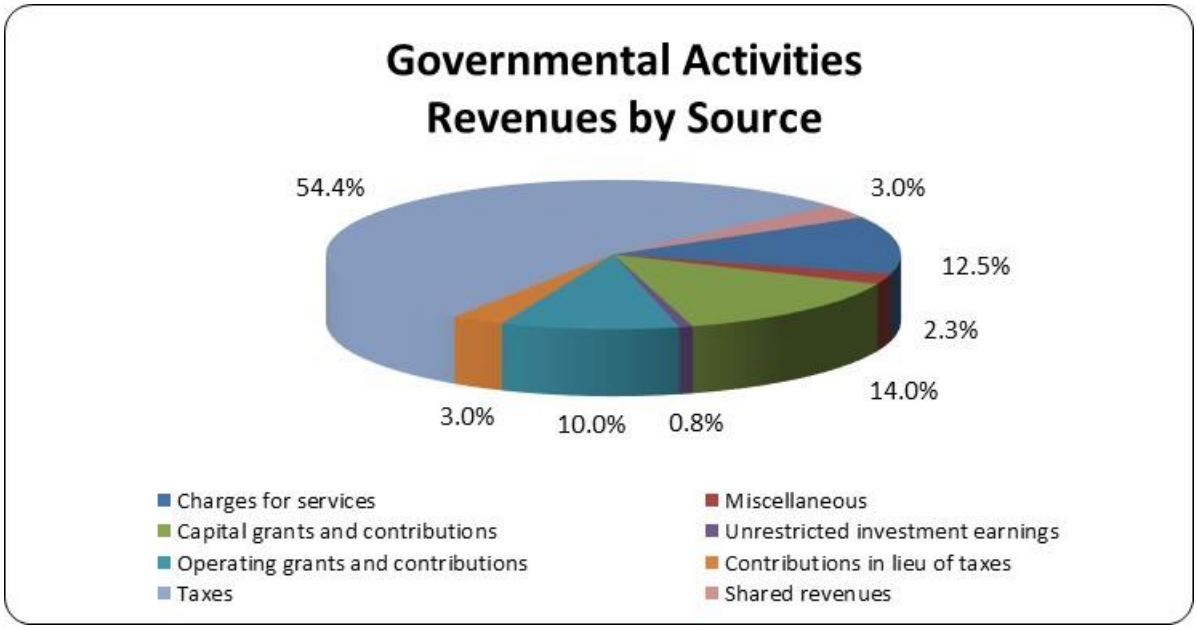

Chart 2

Chart 2 shows the percent of the total for each source of revenue supporting governmental activities. The chart demonstrates that the City depends on taxes as its major source of revenue. The City is making a deliberate effort to increase revenues generated by charges for services both by implementing new fees and by increasing the cost recovery percentage on existing fees.

Business-type Activities. The change in net position for business-type activities decreased from a $3.5 million surplus in the prior year to a $2.3 million surplus in the current year. This decrease of $1.2 million can be explained by the following highlights:

- Total program revenues increased by $1.0 million (4.3%) from the prior year and can be primarily attributed to $0.7 and $1.3 million increases in capital contributions for both the Sanitary Sewer and Storm Drainage Funds, respectively, and a decrease of $1.2 million in Ambulance revenues. The increases in capital contributions are a result of the increase in development projects and subsequent donated sewer infrastructure. The decrease in Ambulance revenues are related to the continued reduction in medical transports, and a result of a slight delay in the collections of billing revenues due to the transition to a new software billing platform.

- Total operating expenses for all business-type activities increased by $0.6 million (2.7%) from the prior year. This is due to normal inflationary costs across all funds. In addition, the Sewer fund saw an increase in maintenance staff positions. The Ambulance fund saw increases related to the BLS program, Fire Captain training position and the Fire Dispatch contract, which are shared program costs with the City of Eugene. The overall increase was slightly offset by a decrease in depreciation in the Booth-Kelly fund, as facilities became fully depreciated.

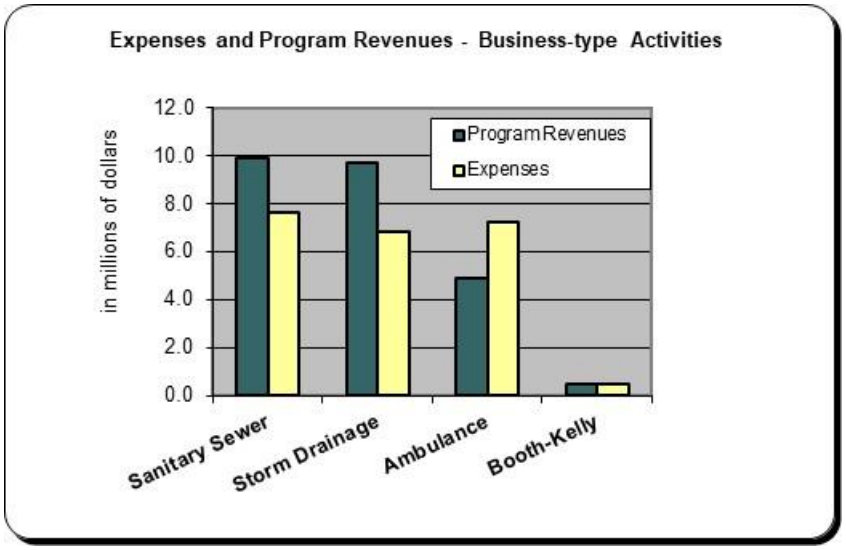

Chart 3

Chart 3 compares program revenues and expenses for the individual business-type activities for the current year.

The Sanitary Sewer, Storm Drainage, Ambulance, and Booth-Kelly Funds all relied on program revenue to fund operating expenses.

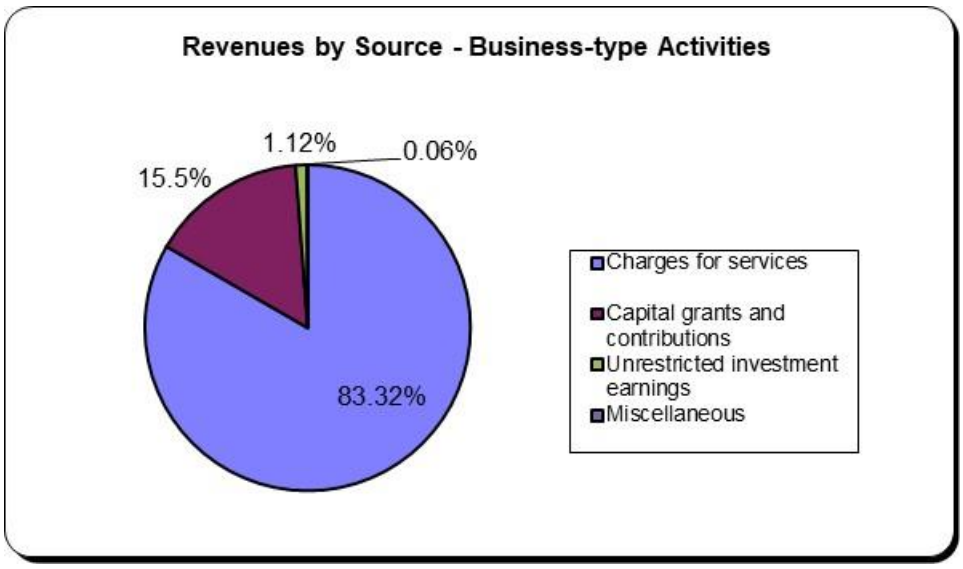

Chart 4

Chart 4 shows the percent of the total for each source of revenue supporting business-type activities. The largest component of business-type fund revenue comes from charges for services.

Financial Analysis of the Government's Funds

As noted earlier, the City uses fund accounting to ensure and demonstrate compliance with finance-related legal requirements.

Governmental funds. The focus of the City's *governmental funds* is to provide information on near-term inflows, outflows, and balances of *spendable* resources. Such information is useful in assessing the City's financing requirements. In particular, *fund balance* may serve as a useful measure of a government's net resources available for spending at the end of the fiscal year.

As of the end of the current fiscal year, the City's governmental funds reported combined ending fund balances of $43.1 million. Of this total amount, $10.3 million (24.0%) constitutes unassigned fund balance which is available for spending at the government's discretion, $32.3 million (74.9%) constitutes either restricted, committed, or assigned fund balance which is not available for new spending because it has already been committed to another purpose, and the remainder of the fund balance, $0.5 million (1.1%) is in a nonspendable form.

<u>The General Fund</u> is the chief operating fund of the City of Springfield. At the end of the current fiscal year, unassigned fund balance of the General Fund was $10.4 million, while the total fund balance was $11.5 million. As measure of the General Fund's liquidity, it may be useful to compare both unassigned fund balance and total fund balance to total fund expenditures. Unassigned fund balance represents

25.7% of total General Fund expenditures, while total fund balance represents 28.6% of that same amount.

The fund balance of the City's General Fund increased by $0.5 million during the current fiscal year which is slightly more than the $0.3 million increase in the prior year. While the increase is small, there are still some highlights worth mentioning:

- Property taxes remained relatively flat from the prior year, increasing 2.9%, this can be attributed to normal appreciation.

- Licenses, permits, and fees remained relatively flat, increasing (1.4%) from the prior year and can be attributed to activity increasing in the wake of COVID-19 as the City recovers some from the economic impact.

- General government expenditures increased by $1.9 million (5.1%) from the prior year and can be primarily attributed to inflationary pressures as well as the City's Emergency Operations Center (EOC) which remained activated due to the pandemic. Some of these costs were reimbursed by the CARES Act and are reported as revenue.

- Fire and Life Safety expenditures increased by $1.0 million (8.5%) from the prior year and can be primarily attributed normal inflationary pressures, increased PERS costs and pandemic related expenses.

- Police expenditures experienced an increase of $0.2 million (1.4%) due to increased costs as body worn cameras were implemented. This was more than offset by reduced personal services as there are more unfilled positions.

- The City Managers' Office (CMO) expenditures decreased by $80,024 (5.1%) primarily attributed to a program in the prior year to help small businesses during the pandemic. These were one-time costs and not repeated in the current year.

<u>The Special Revenue Fund</u> is a major fund for the first time this year. The total assets and liabilities both increased by $7.0 million in the current fiscal year. This increase is due almost entirely to the receipt of American Rescue Plan (ARP) funds in the current year that have not yet been spent. As of the end of the fiscal year, the City was in the process of planning the projects this money will fund.

<u>The Police Local Option Levy Fund</u> balance increased $0.5 million in the current year which is $0.1 million less than the increase the prior year. While revenues remained flat, expenses were slightly higher (2.0%) due to Courts being back in operation after COVID-19 and normal inflationary costs. These costs were partially offset with police vacancies that remain unfilled,

<u>The Street Capital Projects Fund</u> continues to be a major fund this year for the second time. This is driven by large capital project expenses as the City continues implementing the Street Improvement Plan financed by the sale of General Obligation bonds in the prior year of $10.0 million dollars. These projects are expected to continue into FY22 and FY23.

Proprietary funds. The City's proprietary funds provide the same type of information found in the government-wide financial statements, but in more detail.

As of the end of the current fiscal year, the City's proprietary funds reported a combined ending net position of $104.7 million. Of this amount, $35.1 million (33.5%) constitutes unrestricted net position. Proprietary fund highlights are as follows:

The Sewer Fund reported a $1.9 million increase in net position. The user rate increase for FY21 was 0%, a choice made by City Council to assist citizens dealing with COVID-19. The sewer rates are set to provide for sufficient net operating revenue to fund capital projects in the sewer system, as well as comply with bond covenants. The change in net position was largely driven by underspending the capital budget, robust development activity which in turn created increased SDC revenues and significant donated sewer infrastructure.

The Storm Drainage Fund reported a $2.4 million increase in net position. The user rate increase for FY21 was 0%. The storm sewer rates are set to provide for sufficient net operating revenue to fund capital projects in the sewer system, as well as comply with bond covenants. The change in net position was largely driven by underspending the budgeted amount for capital construction combined with significant donated infrastructure.

The Ambulance Fund reported a $2.4 million decrease in net position compared to last year's decrease of $0.8 million. This decrease was primarily due to a $1.2 million decrease in operating revenues, with the major contributing factor being the continuing reduction in medical transports, in part related to the COVID-19 pandemic, and the transition to a new billing software platform that has caused a slight delay in the receipt of billing revenues. Additionally, operating expenses increased $0.3 million due to inflationary factors and a new training program. The fund continues to actively seek efficiencies to increase the health of the fund in a challenging and competitive market.

General Fund Budgetary Highlights -

The difference between the original budget and the final amended budget was a net increase of $1,305,576. Details of this increase are as follows:

- $ 92,730 increase to General Government
- 15,097 increase to Library
- 255,961 increase to Development Services
- 805,800 increase in Fire & Life Safety
- 2,000 increase to City Attorney
- 41,216 increase in transfers
- 613,647 decrease in Contingency
- 706,419 increase in the City reserves

For actual expenditures, the City General Fund under-spent the amended budget by $1,428,611.

While the COVID pandemic has negatively impacted many sectors of the economy, the construction and development sectors have continued to experience strong growth, primarily driven by housing. This is due to a combination of a decade of suppressed housing development following the burst of the housing bubble in the early 2000's and continued positive migration trends to the State. This has resulted in consistent growth in our property tax base as well as growth in our planning and development revenues and State shared revenues. These differences in actual revenue received compared to the amended budget are as follows:

- $ 132,575 increase in taxes
- 54,963 increase in licenses, permits and fees

- 673,861 increase in intergovernmental revenues
- 216,040 decrease in interest and investment earnings
- 152,567 increase in charges for service
- 323,306 decrease in fines and forfeitures
- 436,785 increase in miscellaneous revenues
- 324,309 decrease in internal transfers and indirect charges
- 791,162 increase in beginning cash (amended over adopted budget)

For the year ended June 30, 2021, the total variance between the final amended budgeted revenue and the actual budget-basis revenue amounts in the General Fund (both less beginning cash) was 1.4%, where actual revenues were more than budgeted revenues. The combined actual current and delinquent property tax revenues exceeded the budgeted amounts by 0.6%. Licenses and permits exceeded budgeted projections by 1.9% with the impacts of the COVID pandemic on these revenues being less than anticipated. However, fines and forfeitures were below amended budget by 4.2% which can be directly attributed to the impacts of COVID-19 on municipal court operations. Beginning fund balance on July 1, 2020 was $791,162 greater than budgeted (9.82%) while ending fund balance on June 30, 2021 was $1,389,793 (13.67%) greater than was projected in the FY22 adopted budget.

Capital Asset and Debt Administration

Capital Assets. The City's investment in capital assets for its governmental and business-type activities as of June 30, 2021 amounts to $231.2 million (net of accumulated depreciation). This investment in capital assets includes land, buildings, sewer pipes, improvements, machinery and equipment and roads.

Major capital asset events and improvements during the current fiscal year include the following:

- Donated streets and right-of-way were recorded at an estimated cost of $9.6 million

- Donated Sewer and Storm sewer lines were recorded at an estimated cost of $2.3 million

- A Body-Cam system was purchased for the Police Department at a cost of $153 thousand.

- A SCBA (self contained breathing apparatus) system was purchased for the Fire and Life Safety Department for $587 thousand.

- Nineteen vehicles were purchased during the year, most as replacements for vehicles retired after the end of the fiscal year, including two large public works apparatus with a combined cost of $260 thousand.

City of Springfield's Capital Assets
(net of depreciation)

	Governmental Activities		Business-type Activities		Total	
	2021	2020	2021	2020	2021	2020
Land	$ 80,618,658	$ 75,901,450	$ 6,411,506	$ 6,411,506	$ 87,030,164	82,312,956
Land improvements	-	-	16,585	17,829	16,585	17,829
Work in progress	5,890,629	1,489,440	2,788,154	1,365,397	8,678,783	2,854,837
Buildings	16,221,505	16,455,194	64,390,823	65,223,488	80,612,328	81,678,682
Infrastructure	46,745,748	43,957,893	-	-	46,745,748	43,957,893
Machinery & equipment	7,471,156	6,749,327	18,532	72,194	7,489,688	6,821,521
Studies	422,494	427,498	201,238	334,554	623,732	762,052
Total	$ 157,370,190	$ 144,980,802	$ 73,826,838	$ 73,424,968	$ 231,197,028	218,405,770

Additional information on the City's capital assets can be found in Note F in the Basic Financial Statement section of this report.

Debt Administration. At the end of the current fiscal year, the City had total bonded debt outstanding of $28.1 million. Of this amount, $14.5 million comprises debt backed by the full faith and credit of the City. The remainder of the City's debt represents bonds secured solely by specified revenue sources.

City of Springfield's Outstanding Debt
General Obligation and Revenue Bonds

	Governmental Activities		Business-type Activities		Total	
	2021	2020	2021	2020	2021	2020
General obligation bonds -2019	$ 5,921,000	$ 7,825,000	$ -	$ -	$ 5,921,000	$ 7,825,000
General obligation bonds - 2016	8,555,000	10,125,000	-	-	8,555,000	10,125,000
Revenue bonds series 2010	-	-	-	6,305,000	-	6,305,000
Revenue bonds series 2020	-	-	5,199,936	-	5,199,936	-
Revenue bonds series 2017	-	-	8,445,000	9,765,000	8,445,000	9,765,000
Total	$ 14,476,000	$ 17,950,000	$ 13,644,936	$ 16,070,000	$ 28,120,936	$ 34,020,000

The City's total bonded debt decreased by $5.9 million during the current fiscal year. For additional information on the City's long-term debt, see Note I in the Basic Financial Statement section of this report.

Economic Factors and Next Year's Budgets and Rates

During the preparation of the budget for the ensuing fiscal year, the long-term impacts of the local economy were examined in conjunction with business decisions made by the City. The following are the major assumptions used in developing the FY22 budget:

- The COVID-19 pandemic has had an impact on the local economy, primarily in the hospitality and entertainment sectors and has resulted in reduced transient room tax receipts. With the robust vaccination initiative beginning in early 2021, we anticipated that room tax receipts would start to return to their pre-pandemic levels over the coming couple years.

- Assessed (taxable) value for the City is projected to increase by 1.50%. Taxable value increases were projected to come in lower than historical average of 3.00% due to the impacts of COVID-19. A major mill fire in the community in July 2014 will continue to have an impact on the City's real market and assessed valuation until FY22.

- Due to the federal response to the COVID-19 pandemic earnings on investments, primarily government and corporate bonds are at historical lows. We projected a 0.5% return on the City's investments.

- Inflation was projected to not be a major factor during the next fiscal year as a result of slowdown in the economy resulting COVID-19 lockdowns.

- AFSCME employees, the City's smallest employee group, received a cost of living adjustment on July 1, 2020 based on the CPI-U, not to exceed 3%. SEIU employees received market pay adjustments July 1, 2018 as a result of a market survey completed in the spring of 2018 that resulted in an average increase of approximately 3%. No additional increases were implemented in FY19, FY20, or FY21. Non-union employees received their first increase in 3 years on July 1, 2018, also a result of a completed market study and will receive a 1.5% adjustment on 7/1/2020. The next market survey will be implemented 7/1/2021.

- Springfield Police Association (SPA) employee's current contract covers the 3 year period from July 1, 2020 through June 30, 2023 and provided for a 2.5% cost of living increase effective for the years beginning July 1, 2020 through July 1, 2022. For dispatchers and detention officers only, there is a cost of living increase of 1% on January 12, 2022 and January 1, 2023.

- The International Association of Fire Fighters (IAFF) now has two contracts with the City as the battalion chiefs are now a separate represented unit. The main contract has been negotiated with a three year contract that will expire on June 30, 2021. Members represented by this contact will receive a cost of living increase on July 1, 2018 of 2.5%, July 1, 2019 of 2.5%, and July 1, 2020 equal to CPI-U. The battalion chief's contract will expire on June 30, 2021 and calls for a cost of living increase on July 1, 2018 and July 1, 2019 of 2.5%, another increase of 1% on January 1, 2019 and January 1, 2020 plus a final adjustment on July 1, 2020 equal to CPI-U. Both adjustments for the main contract and battalion chiefs on July 1, 2020 that follow CPI-U will not be less than 2% and not greater than 3%.

- The plan year for health insurance is the calendar year. Beginning January 2013, the City initiated a self-funded insurance program with the administration of the program contracted out to a private provider. The City's experience factors since becoming self-insured have been very positive. For January 1, 2021, the City held rates flat. For the plan year beginning January 1, 2022, the City is not projecting an increase.

- Oregon PERS rates are bi-annual with the last rate adjustment occurring in 2021 for FY22 and FY23. State legislation intended to help control the growth of PERS costs for local governments has started to influence rate adjustments and has reduced the rate of increases for this biennium. For FY22, the City had three separate PERS retirement rates for its employees with the lowest % rate increase being 0.14% (PERS Tier 1 / 2) and the highest rate increase at 17.76% (OPSRP General Service) with an estimated dollar impact over the two-year period of $925k.

- The City schedules an updated actuarial study of its City Retirement Plan every two years. The next update is as of July 1, 2020 and will be completed in early 2021 and implemented on July 1, 2021. The percentage of payroll contribution for members of this plan has stayed constant at 30% since July 1, 2017 and will continue at this rate through June 30, 2021. An increase to 33% will be effective July 1, 2021.

- The economic response towards building and construction activity is expected to increase at a consistent pace for the next year. Growth in building permit revenue is expected to continue to be strong with increased activity in the housing sector.

- User rates for both the City's sewer and storm water drainage programs were increased on July 1, 2021 by 3% and 2.5% respectively for the fiscal year through June 30, 2022.

Requests for Information

This financial report is designed to provide a general overview of the City's finances for those with an interest in the government's finances. Questions concerning any of the information provided in this report or requests for additional financial information should be addressed to:

Accounting Manager
City of Springfield
225 Fifth Street
Springfield, OR 97477

City of Springfield, Oregon

Basic Financial Statements

City of Springfield, Oregon

STATEMENT OF NET POSITION

June 30, 2021

	Governmental Activities	Business-type Activities	Total
ASSETS			
Cash and investments	$ 75,306,949	$ 54,577,823	$ 129,884,772
Receivables, net of allowance for uncollectable receivables	7,635,588	3,962,501	11,598,089
Internal balances	(553,306)	553,306	-
Inventory	287,011	-	287,011
Investment in foreclosed properties	1,970	-	1,970
Prepaid items	955,266	52,760	1,008,026
Deposits	200,000	-	200,000
Accrued interest	122,467	87,257	209,724
Net OPEB asset - RHIA	308,003	90,373	398,376
Due from other governments	-	2,225,655	2,225,655
Capital assets:			
Land and work in progress	86,509,287	9,199,659	95,708,946
Other capital assets, net of accumulated depreciation	70,860,903	64,627,179	135,488,082
Total assets	241,634,138	135,376,513	377,010,651
DEFERRED OUTFLOWS OF RESOURCES			
Deferred pension outflow	17,427,635	4,834,299	22,261,934
Deferred OPEB outflow	847,966	215,211	1,063,177
Deferred charge for debt refunding	175,170	509,122	684,292
Total deferred outflows of resources	18,450,771	5,558,632	24,009,403
LIABILITIES			
Current liabilities:			
Accounts payable	5,313,354	1,706,407	7,019,761
Accrued payroll and other liabilities	4,008,154	946,304	4,954,458
Unearned revenue	7,337,130	21,461	7,358,591
Accrued interest payable	40,191	100,050	140,241
Deposits	135,297	34,372	169,669
Due to other governments	44,776	-	44,776
Noncurrent liabilities:			
Due within one year:			
Accrued claims liabilities	247,810	-	247,810
General obligation long-term debt	3,564,000	-	3,564,000
Revenue bonds payable	-	1,862,195	1,862,195
Notes payable	643,247	-	643,247
Due in more than one year:			
Accrued absence payable	2,910,556	356,614	3,267,170
Accrued claims liabilities	354,190	-	354,190
General obligation long-term debt (net of unamortized premium)	12,064,404	-	12,064,404
Revenue bonds payable (net of unamortized discount)	-	12,692,916	12,692,916
Notes and contracts payable	2,099,275	478,621	2,577,896
Net pension liability	56,269,201	15,159,010	71,428,211
OPEB liability - City Plan	5,701,135	1,350,579	7,051,714
Total liabilities	100,732,720	34,708,529	135,441,249
DEFERRED INFLOWS OF RESOURCES			
Deferred pension inflow	6,648,928	793,920	7,442,848
Deferred OPEB inflow	1,430,927	527,533	1,958,460
Deferred on refunding	-	241,475	241,475
Total deferred inflows of resources	8,079,855	1,562,928	9,642,783
NET POSITION			
Net investment in capital assets	139,384,434	59,677,720	199,062,154
Restricted for:			
Capital projects	1,386,946	9,429,173	10,816,119
Public safety	4,709,724	-	4,709,724
Transportation	3,235,315	-	3,235,315
Urban renewal	1,328,993	-	1,328,993
Community development	6,091,860	-	6,091,860
Debt service	408,152	-	408,152
Other purposes	1,157,236	-	1,157,236
Unrestricted	(6,430,326)	35,556,795	29,126,469
Total net position	$ 151,272,334	$ 104,663,688	$ 255,936,022

The accompanying notes are an integral part of this statement

City of Springfield, Oregon
STATEMENT OF ACTIVITIES
For the Year Ended June 30, 2021

Functions/Programs	Expenses	Program Revenues: Charges for Services	Program Revenues: Operating Grants and Contributions	Program Revenues: Capital Grants and Contributions
Primary government:				
Governmental activities:				
General government	$ 8,809,340	$ 4,046,675	$ 1,205,094	$ -
Fire and life safety	15,675,680	1,970,004	264,117	-
Police	25,222,243	636,755	387,141	-
Library	2,245,447	80,274	240,977	-
Development and public works	15,977,248	3,042,558	5,683,737	10,947,796
Depreciation and amortization, unallocated	231,809	-	-	-
Interest on long-term debt	452,538	-	-	-
Total governmental activities	68,614,305	9,776,266	7,781,066	10,947,796
Business-type activities:				
Sanitary sewer	7,591,941	7,740,534	64,539	2,077,065
Storm drainage	6,860,432	7,766,070	103,438	1,844,982
Booth-Kelly	502,562	547,906	-	-
Ambulance	7,194,162	4,854,619	-	-
Total business-type activities	22,149,097	20,909,129	167,977	3,922,047
Total primary government	$ 90,763,402	$ 30,685,395	$ 7,949,043	$ 14,869,843

General revenues:
- Property taxes
- Payment in lieu of taxes
- Franchise & utility taxes
- Local fuel tax
- Transient room tax
- Shared revenue
- Investment earnings
- Miscellaneous

Transfers

Total general revenues and transfers

Change in net position

Net position, beginning

Net position, ending

The accompanying notes are an integral part of this statement.

Net (Expense) Revenue and Changes in Net Position		
Primary Government		
Total Governmental Activites	Total Business-type Activities	Total
$ (3,557,571)	$ -	$ (3,557,571)
(13,441,559)	-	(13,441,559)
(24,198,347)	-	(24,198,347)
(1,924,196)	-	(1,924,196)
3,696,843	-	3,696,843
(231,809)	-	(231,809)
(452,538)	-	(452,538)
(40,109,177)	-	(40,109,177)
-	2,290,197	2,290,197
-	2,854,058	2,854,058
-	45,344	45,344
-	(2,339,543)	(2,339,543)
-	2,850,056	2,850,056
(40,109,177)	2,850,056	(37,259,121)
37,426,263	-	37,426,263
2,318,473	-	2,318,473
2,881,045	-	2,881,045
863,663	-	863,663
1,206,485	-	1,206,485
2,334,354	-	2,334,354
600,210	283,940	884,150
1,789,005	12,467	1,801,472
889,772	(889,772)	-
50,309,270	(593,365)	49,715,905
10,200,093	2,256,691	12,456,784
141,072,241	102,406,997	243,479,238
$ 151,272,334	$ 104,663,688	$ 255,936,022

City of Springfield, Oregon
BALANCE SHEET
GOVERNMENTAL FUNDS
June 30, 2021

	General	Police Local Option Levy	Special Revenue	Street Capital	Nonmajor Governmental	Total Governmental
ASSETS						
Cash and investments	$ 11,950,888	$ 3,200,663	$ 8,552,458	$ 12,614,123	$ 15,230,090	$ 51,548,222
Receivables:						
Accounts	1,698,303	78,225	7,874	358,802	1,567,540	3,710,744
Taxes	740,519	257,098	-	-	343,792	1,341,409
Grants	56,767	-	246,537	-	355,404	658,708
Accrued interest	29,807	5,264	-	21,743	28,473	85,287
Assessments and liens	-	-	-	-	37,970	37,970
Notes	-	-	-	-	1,728,657	1,728,657
Deferred system development charges	1,233	-	-	990,175	26	991,434
Inventory	2,488	-	-	-	249,304	251,792
Investment in foreclosed property	1,970	-	-	-	-	1,970
Prepaid items	164,835	17,425	-	-	34,445	216,705
Advance to other funds	564,490	-	-	-	400,000	964,490
Total assets	$ 15,211,300	$ 3,558,675	$ 8,806,869	$ 13,984,843	$ 19,975,701	$ 61,537,388
LIABILITIES, DEFERRED INFLOWS OF RESOURCES, AND FUND BALANCES						
Liabilities:						
Accounts payable	$ 1,226,804	$ 86,831	$ 61,849	$ 1,444,363	$ 1,247,970	$ 4,067,817
Accrued payroll and other liabilities	825,733	121,547	1,011	-	178,840	1,127,131
Unearned revenue	142,297	145,000	6,984,917	-	2,170	7,274,384
Due to other funds	-	-	-	-	400,000	400,000
Deposits	-	-	-	53,075	82,222	135,297
Total liabilities	2,194,834	353,378	7,047,777	1,497,438	1,911,202	13,004,629
Deferred inflows of resources:						
Unavailable revenue	1,493,642	276,637	7,874	1,348,977	2,294,596	5,421,726
Fund balances:						
Nonspendable	169,293	17,425	-	-	283,749	470,467
Restricted	-	2,911,235	239,926	11,138,428	11,763,937	26,053,526
Committed	-	-	709,060	-	2,675,019	3,384,079
Assigned	1,000,000	-	802,232	-	1,047,198	2,849,430
Unassigned	10,353,531	-	-	-	-	10,353,531
Total fund balances	11,522,824	2,928,660	1,751,218	11,138,428	15,769,903	43,111,033
Total liabilities, deferred inflows of resources, and fund balances	$ 15,211,300	$ 3,558,675	$ 8,806,869	$ 13,984,843	$ 19,975,701	

Reconciliation to the statement of net position	
The statement of net position reports receivables at their net realizable value. However, receivables not available to pay for current period expenditures are deferred in governmental funds.	5,421,726
Capital assets are not financial resources in governmental funds, but are reported in the statement of net position at their net depreciable value.	151,895,172
All liabilities are reported in the statement of net position. However, if they are not due and payable in the current period, they are not recorded in the governmental funds.	(76,100,571)
Internal service funds are proprietary-type funds and not reported with governmental funds. However, because internal service funds primarily benefit governmental activities, their assets, liabilities, and net position are reported along with governmental activities in the statement of net position.	26,944,974
Net position of governmental activities	$ 151,272,334

The accompanying notes are an integral part of this statement.

City of Springfield, Oregon

STATEMENT OF REVENUES, EXPENDITURES AND CHANGES IN FUND BALANCES

GOVERNMENTAL FUNDS

Year Ended June 30, 2021

	General	Police Local Option Levy	Special Revenue	Street Capital	Nonmajor Governmental	Total Governmental
Revenues:						
Taxes	$ 23,171,809	$ 6,665,942	$ -	$ -	$ 9,610,885	$ 39,448,636
Licenses, permits and fees	2,945,851	82,720	140,800	-	252,561	3,421,932
Intergovernmental	5,992,936	16,750	1,249,873	427,021	5,746,935	13,433,515
Charges for services	6,517,508	543,489	-	870,569	1,981,029	9,912,595
Fines and forfeitures	1,289,694	-	23,237	-	3,474	1,316,405
Investment earnings	89,397	17,608	1,722	70,693	96,412	275,832
Special assessments	-	-	-	-	6,621	6,621
Miscellaneous revenues	778,195	3,652	269,689	15,932	498,534	1,566,002
Total revenues	40,785,390	7,330,161	1,685,321	1,384,215	18,196,451	69,381,538
Expenditures:						
Current operating:						
General government	7,207,996	643,675	80,802	-	1,153,389	9,085,862
Fire and life safety	12,689,622	-	-	-	1,629,298	14,318,920
Police	15,705,446	6,195,456	451,189	-	-	22,352,091
Library	1,704,318	-	171,437	-	179,646	2,055,401
Development and public works	3,019,700	-	743,243	162,474	8,305,354	12,230,771
Capital projects	-	-	-	4,367,924	2,464,000	6,831,924
Debt service:						
Principal	-	-	-	-	4,093,807	4,093,807
Interest	-	-	-	-	653,938	653,938
Total expenditures	40,327,082	6,839,131	1,446,671	4,530,398	18,479,432	71,622,714
Excess of revenues over (under) expenditures	458,308	491,030	238,650	(3,146,183)	(282,981)	(2,241,176)
Other financing sources (uses):						
Transfers in	1,073,771	-	5,616	1,014,330	645,662	2,739,379
Transfers out	(1,051,278)	-	(191,452)	(13,646)	(657,499)	(1,913,875)
Total other financing sources (uses)	22,493	-	(185,836)	1,000,684	(11,837)	825,504
Net change in fund balance	480,801	491,030	52,814	(2,145,499)	(294,818)	(1,415,672)
Fund balances, beginning	11,042,023	2,437,630	1,698,404	13,283,927	16,127,942	44,589,926
Change in reserve for inventories	-	-	-	-	(63,221)	(63,221)
Fund balances, ending	$ 11,522,824	$ 2,928,660	$ 1,751,218	$ 11,138,428	$ 15,769,903	$ 43,111,033

The accompanying notes are an integral part of this statement.

City of Springfield, Oregon

RECONCILIATION OF THE STATEMENT OF REVENUES, EXPENDITURES AND CHANGES IN FUND BALANCES OF GOVERNMENTAL FUNDS TO THE STATEMENT OF ACTIVITIES

For the Year Ended June 30, 2021

Net change in fund balances - total governmental funds	$ (1,415,672)
Amounts reported for governmental activities in the statement of activities are different because:	
Internal service funds are used by management to charge the costs of certain activities, such as insurance, vehicle and equipment replacement, and SDC administration to individual funds. The net revenue (expense) of certain internal service funds is reported with governmental activities.	1,484,756
Governmental funds defer revenues that do not provide current financial resources. However, the Statement of Activities recognizes such revenues at their net realizable value when earned, regardless of when received.	(660,910)
Capital outlay is reported as expenditures in governmental funds. However, the Statement of Activities allocates the cost of capital outlays over their esimated useful lives as depreciation expense.	12,053,444
Governmental funds do not report expenditures for unpaid compensated absences, pension liability, or other post employment benefits since they do not require the use of current financial resources. However, the statement of activities reports such expenses when incurred, regardless of when settlement ultimately occurs.	(5,403,359)
Proceeds from the issuance of long-term debt provide current financial resources to governmental funds and are reported as revenues. In the same way, repayments of long-term debt use current financial resources and are reported as expenditures in governmental funds. However, neither the receipt of debt proceeds nor the payment of debt principal affect the Statement of Activities, but are reported as increases and decreases in noncurrent liabilities in the Statement of Net Position. Also, governmental funds report the effect of premiums, discounts, and similar items when debt is first issued, whereas these amounts are deferred and amortized in the statement of activities. This amount is the net effect of these differences in the treatment of long-term debt and related items.	4,205,055
Decreases in inventory in governmental funds increase expenses.	(63,221)
Change in net position of governmental activities	$ 10,200,093

The accompanying notes are are an integral part of this statement.

City of Springfield, Oregon

STATEMENT OF FUND NET POSITION
PROPRIETARY FUNDS
June 30, 2021

	Business-type Activities - Enterprise Funds					Governmental Activities
				Nonmajor		
	Sewer	Storm Drainage	Ambulance	Booth Kelly	Total	Internal Service Funds
ASSETS						
Current assets:						
Cash and investments	$ 30,993,814	$ 21,873,468	$ -	$ 1,710,541	$ 54,577,823	$ 23,758,727
Accounts receivable, net of allowance for estimated uncollectibles	1,267,585	1,298,727	1,389,372	6,817	3,962,501	158,100
Prepaids	20,184	14,226	18,350	-	52,760	738,561
Deposits	-	-	-	-	-	200,000
Accrued interest	47,937	35,128	1,418	2,774	87,257	37,180
Deferred system development fees	632,867	48,540	-	-	681,407	89,529
Inventory	-	-	-	-	-	35,219
Total current assets	32,962,387	23,270,089	1,409,140	1,720,132	59,361,748	25,017,316
Noncurrent assets:						
Capital assets - net	51,075,622	12,596,180	5,830	949,547	64,627,179	5,475,018
Construction in progress	1,195,661	1,540,928	-	51,564	2,788,153	-
Land and land rights	2,048,070	1,721,879	-	2,641,557	6,411,506	-
Net OPEB asset - RHIA	31,233	25,981	32,452	707	90,373	5,841
Due from other governments	2,225,655	-	-	-	2,225,655	-
Total noncurrent assets	56,576,241	15,884,968	38,282	3,643,375	76,142,866	5,480,859
Total assets	89,538,628	39,155,057	1,447,422	5,363,507	135,504,614	30,498,175
DEFERRED OUTFLOWS OF RESOURCES						
Deferred pension outflow	1,730,038	1,439,673	1,621,811	42,777	4,834,299	298,024
Deferred OPEB outflows	71,071	60,465	82,352	1,323	215,211	10,065
Deferred charge for debt refunding	509,122	-	-	-	509,122	-
Total deferred outflows of resources	2,310,231	1,500,138	1,704,163	44,100	5,558,632	308,089
LIABILITIES						
Current liabilities:						
Accounts payable	638,582	535,583	522,580	9,662	1,706,407	1,245,537
Accrued payroll and other liabilities	408,440	221,074	314,346	2,444	946,304	340,150
Accrued claims liabilities, current portion	-	-	-	-	-	247,810
Accrued interest payable	84,450	15,600	-	-	100,050	-
Due to other funds	-	-	564,490	-	564,490	-
Deposits	-	-	-	34,372	34,372	-
Unearned revenues	-	-	18,461	3,000	21,461	62,746
Revenue bonds payable - current maturity	1,370,000	492,195	-	-	1,862,195	-
Total current liabilities	2,501,472	1,264,452	1,419,877	49,478	5,235,279	1,896,243
Noncurrent liabilities:						
Accrued absence payable	250,314	39,301	66,999	-	356,614	33,849
Accrued claims liabilities	-	-	-	-	-	354,190
Revenue bonds payable (net of unamortized premium)	7,985,175	4,707,741	-	-	12,692,916	-
Contracts payable	478,621	-	-	-	478,621	-
Net pension liability	5,348,959	4,511,135	5,164,424	134,492	15,159,010	945,212
Net OPEB obligation payable	365,996	341,053	630,232	13,298	1,350,579	67,983
Total noncurrent liabilities	14,429,065	9,599,230	5,861,655	147,790	30,037,740	1,401,234
Total liabilities	16,930,537	10,863,682	7,281,532	197,268	35,273,019	3,297,477
DEFERRED INFLOWS OF RESOURCES						
Deferred pension inflow	279,254	227,704	280,488	6,474	793,920	48,366
Deferred OPEB inflow	201,344	184,584	135,163	6,442	527,533	34,282
Deferred amount on refunding	-	241,475	-	-	241,475	-
Total deferred inflows of resources	480,598	653,763	415,651	12,916	1,562,928	82,648
FUND NET POSITION						
Net investment in capital assets	45,473,300	10,659,051	5,830	3,539,539	59,677,720	5,475,018
Restricted for capital projects	7,053,690	2,375,484	-	-	9,429,173	-
Unrestricted	21,910,734	16,103,215	(4,551,428)	1,657,884	35,120,406	21,951,121
Total fund net position	$ 74,437,724	$ 29,137,750	$ (4,545,598)	$ 5,197,423	104,227,299	$ 27,426,139
Adjustment to reflect consolidation of internal service fund activities related to enterprise funds.					436,389	
Net position of business-type activities					$ 104,663,688	

The accompanying notes are an integral part of this statement.

City of Springfield, Oregon

STATEMENT OF REVENUES, EXPENSES AND CHANGES IN FUND NET POSITION

PROPRIETARY FUNDS

Year Ended June 30, 2021

	Business-type Activities - Enterprise Funds					Governmental Activities
				Nonmajor		
	Sewer	Storm Drainage	Ambulance	Booth-Kelly	Total	Internal Service Funds
Operating revenues						
Charges for services	$ 7,740,534	$ 7,766,070	$ 16,998,910	$ 547,467	$ 33,052,981	13,402,361
Less: Contractual adjustments	-	-	(12,174,486)	-	(12,174,486)	-
Licenses, permits and fees	-	-	-	-	-	145,766
Intergovernmental revenues	64,539	103,438	30,195	439	198,611	76,165
Miscellaneous revenue	2,035	375	9,869	188	12,467	45,574
Total operating revenues	7,807,108	7,869,883	4,864,488	548,094	21,089,573	13,669,866
Operating expenses:						
Legal and judicial services	-	-	-	-	-	1,444
Human resources	-	-	-	-	-	9,500,740
Finance	41,776	41,776	-	-	83,552	34,608
Information technology	282,196	217,595	-	-	499,791	565,930
Library	-	-	-	-	-	3,236
Fire and life safety	-	-	7,235,150	-	7,235,150	8,401
Police	-	-	-	-	-	70
Development and public works	4,424,079	6,023,736	-	414,900	10,862,715	768,574
Depreciation	2,773,657	491,916	7,963	79,354	3,352,890	1,149,683
Total operating expenses	7,521,708	6,775,023	7,243,113	494,254	22,034,098	12,032,686
Operating income (loss)	285,400	1,094,860	(2,378,625)	53,840	(944,525)	1,637,180
Nonoperating revenues (expenses):						
Investment earnings	160,372	112,208	2,529	8,831	283,940	120,627
Bond costs	-	(53,800)	-	-	(53,800)	-
Interest expense	(310,466)	(97,547)	-	-	(408,013)	(2,765)
Gain on disposal of equipment	-	-	-	-	-	23,474
Total nonoperating revenues (expenses)	(150,094)	(39,139)	2,529	8,831	(177,873)	141,336
Income (loss) before contributions and transfers	135,306	1,055,721	(2,376,096)	62,671	(1,122,398)	1,778,516
Transfers in	91,411	-	-	-	91,411	400,000
Transfers out	(432,165)	(475,392)	-	(73,626)	(981,183)	(335,732)
Capital contributions	2,077,065	1,844,982	-	-	3,922,047	-
Change in fund net position	1,871,617	2,425,311	(2,376,096)	(10,955)	1,909,877	1,842,784
Fund net position, beginning of year	72,566,107	26,712,439	(2,169,502)	5,208,378		25,583,355
Fund net position, end of year	$ 74,437,724	$ 29,137,750	$ (4,545,598)	$ 5,197,423		$ 27,426,139
Adjustment to reflect the consolidation of internal service fund activities related to enterprise funds.					346,814	
Change in net position of business-type activities					$ 2,256,691	

The accompanying notes are an integral part of this statement.

City of Springfield, Oregon

STATEMENT OF CASH FLOWS
PROPRIETARY FUNDS

Year Ended June 30, 2021

	Business type activities - Enterprise Funds					Governmental Activities
				Nonmajor		
	Sewer	Storm Drainage	Ambulance	Booth Kelly	Total	Internal Service Funds
Cash flows from operating activities:						
Cash received from customers	$ 7,702,137	$ 8,525,212	$ 4,759,834	$ 545,424	$ 21,532,607	$ 13,300,454
Cash paid for employee services	(2,283,083)	(3,937,122)	(2,855,923)	(60,702)	(9,136,830)	(747,550)
Cash paid to suppliers for goods and services	(1,386,433)	(1,884,579)	(3,198,327)	(328,585)	(6,797,924)	(10,847,580)
Other operating receipts	64,539	103,813	40,064	628	209,044	267,505
Net cash provided by (used in) operating activities	4,097,160	2,807,324	(1,254,352)	156,765	5,806,897	1,972,829
Cash flows from noncapital financing activities:						
Operating transfers in from other funds	-	-	-	-	-	400,000
Transfers to/from other funds	(340,754)	(475,392)	-	(73,626)	(889,772)	(335,732)
Net cash provided by (used in) noncapital financing activities	(340,754)	(475,392)	-	(73,626)	(889,772)	64,268
Cash flows from capital and related financing activities:						
System development charges	1,235,575	390,670	-	-	1,626,245	-
Acquisition and construction of capital assets	(494,683)	(913,051)	-	(51,564)	(1,459,298)	(1,534,046)
Disposition of capital assets	-	-	-	-	-	71,892
Cost of bond refunding	-	(53,800)	-	-	(53,800)	-
Principal paid on long-term debt	(1,306,800)	(1,326,949)	-	-	(2,633,749)	(150,385)
Interest paid on long-term debt	(488,770)	(186,965)	-	-	(675,735)	(3,496)
Net cash used in capital and related financing activities	(1,054,678)	(2,090,095)	-	(51,564)	(3,196,337)	(1,616,035)
Cash flows from investing activities:						
Interest received	175,577	126,362	4,550	10,006	316,495	134,740
Net change in cash and investments	2,877,305	368,199	(1,249,802)	41,581	2,037,283	555,802
Cash and investments, beginning of year	28,116,509	21,505,269	1,249,802	1,668,960	52,540,540	23,202,925
Cash and investments, end of year	$ 30,993,814	$ 21,873,468	$ -	$ 1,710,541	$ 54,577,823	$ 23,758,727
Reconciliation of operating income (loss) to net cash provided by (used in) operating activities:						
Operating income (loss)	$ 285,400	$ 1,094,860	$ (2,378,625)	$ 53,840	$ (944,525)	$ 1,637,180
Adjustments to reconcile operating income (loss) to net cash provided by (used in) operating activities:						
Depreciation	2,773,657	491,916	7,963	79,354	3,352,890	1,149,683
Changes in assets and liabilities:						
Accounts receivable	(38,397)	(29,229)	59,362	1,198	(7,066)	(101,907)
Due from other governments	(417,128)	-	-	-	(417,128)	-
Prepaid expenses	(15,449)	(10,624)	23,211	-	(2,862)	(709,624)
Accounts payable	515,442	390,932	(22,728)	8,994	892,640	(20,815)
Due to/from other funds	-	-	564,490	-	564,490	-
Accrued payroll and other liabilities	209,334	49,293	(33,879)	373	225,121	10,866
Accrued claims liabilities	-	-	-	-	-	(128,000)
Net pension liability and related deferrals	786,571	823,152	649,128	16,305	2,275,156	128,201
Net OPEB obligation and related deferrals	(2,270)	(2,976)	678	(58)	(4,626)	(303)
Deposits	-	-	-	134	134	-
Unearned revenue	-	-	(123,952)	(3,375)	(127,327)	30,642
Inventory	-	-	-	-	-	(23,094)
Net cash provided by (used in) operating activities	$ 4,097,160	$ 2,807,324	$ (1,254,352)	$ 156,765	$ 5,806,897	$ 1,972,829
Noncash capital and related financing activities:						
Contributed capital assets	$ 841,156	$ 1,454,311	$ -	$ -	$ 2,295,467	$ -

The accompanying notes are an integral part of this statement.

City of Springfield, Oregon

STATEMENT OF FIDUCIARY NET POSITION

CUSTODIAL FUND

June 30, 2021

ASSETS	
Cash and investments	$ 93,667,144
LIABILITIES	
Accounts payable	4,267,854
NET POSITION	
Restricted for HRA participants	1,657,459
Restricted for Bail	62,134
Restricted for Regional Fiber Consortium	449,162
Restricted for Metropolitan Wastewater Management Commission	86,331,141
Net position restricted for individuals, organizations and other governments	899,394
Total fiduciary net position	$ 89,399,290

The accompanying notes are an integral part of the basic financial statements

City of Springfield, Oregon

STATEMENT OF CHANGES IN FIDUCIARY NET POSITION
CUSTODIAL FUND

Year Ended June 30, 2021

ADDITIONS	
HRA contributions from employer	$ 891,426
Ambulance service collections for other governments	4,962,509
Bail receipts from individuals	436,777
Miscellaneous receipts from individuals, organizations	5,662,969
Receipts from Regional Fiber Consortium	832,445
Receipts from Metropolitan Wastewater Management Commission	234,230,867
Total additions	247,016,993
DEDUCTIONS	
HRA disbursements by employer	783,803
Ambulance service disbursements to other governments	4,962,508
Bail refunds to individuals	568,261
Miscellaneous disbursements to individuals, organizations	5,313,179
Disbursements by Regional Fiber Consortium	728,154
Disbursements by Metropolitan Wastewater Management Commission	229,885,070
Total deductions	242,240,975
CHANGE IN FUND NET POSITION	4,776,018
Fund net position - beginning	84,623,272
Fund net position - ending	$ 89,399,290

The accompanying notes are an integral part of the basic financial statements

NOTE A – SUMMARY OF SIGNIFICANT ACCOUNTING POLICIES

The financial statements of the City of Springfield (City) have been prepared in conformity with accounting principles generally accepted in the United States of America (GAAP) as applied to government units. The Governmental Accounting Standards Board (GASB) is the accepted standard-setting body for establishing governmental accounting and financial reporting standards.

The more significant accounting policies of the City are described below.

1. Financial Reporting Entity

The accompanying financial statements present the City of Springfield and its component unit.

BLENDED COMPONENT UNIT

The Springfield Economic Development Agency (SEDA) is a legally separate body, acting as the Urban Renewal Agency of the City of Springfield. Because the SEDA governing body is substantively the same as the City's, and because City management is responsible for the Agency's operations, the funds of the Agency are blended with those of the City by including them in the appropriate statements and schedules of this Comprehensive Annual Financial Report. Separate financial statements for the Agency can be obtained from the Finance Department of the City of Springfield or viewed on the City's website at www.springfield-or.gov.

2. Government-wide and Fund Financial Statements

The government-wide financial statements (i.e., the statement of net position and the statement of activities) report information on all of the nonfiduciary activities of the City and its component units. For the most part, the effect of interfund activity has been removed from these statements. Governmental activities, which normally are supported by taxes and intergovernmental revenues, are reported separately from business-type activities, which rely to a significant extent on charges for services for support. Likewise, the primary government is reported separately from certain legally separate component units for which the primary government is financially accountable.

The statement of activities demonstrates the degree to which the direct expenses of a given function or segment are offset by program revenues. Direct expenses are those that are clearly identifiable with a specific function or segment. Program revenues include 1) charges to customers or applicants who purchase, use, or directly benefit from goods, services, or privileges provided by a given function or segment and 2) grants and contributions that are restricted to meeting the operational or capital requirements of a particular function or segment. Taxes and other items not properly included among program revenues are reported instead as general revenues.

Separate financial statements are provided for governmental funds, proprietary funds, and fiduciary funds, even though the latter are excluded from the government-wide financial statements. Major individual governmental funds and major individual enterprise funds are reported as separate columns in the fund financial statements.

3. Measurement Focus, Basis of Accounting and Financial Statement Presentation

Measurement focus refers to what is being measured by a fund. Basis of accounting refers to when revenues and expenditures or expenses are recognized in the accounts and reported in the financial statements.

NOTE A – SUMMARY OF SIGNIFICANT ACCOUNTING POLICIES – Continued

The government-wide and proprietary fund financial statements are reported using the economic resources measurement focus and the accrual basis of accounting. Revenues are recorded when earned and expenses are recorded when a liability is incurred, regardless of the timing of related cash flows. Property taxes are recognized as revenues in the year for which they are levied. Grants and similar items are recognized as revenue as soon as all eligibility requirements imposed by the provider have been met.

Governmental fund financial statements are reported using the current financial resources measurement focus and the modified accrual basis of accounting. Revenues are recognized as soon as they are both measurable and available. Revenues are considered to be available when they are collected within the current period or soon enough thereafter to pay liabilities of the current period. For this purpose, the government considers revenues to be available if they are collected within 30 days of the end of the year being reported. Expenditures generally are recorded when a liability is incurred, as under accrual accounting. However, debt service expenditures, as well as expenditures related to compensated absences and claims and judgments, are recorded only when payment is due.

Property taxes, franchise fees, transient room taxes, and state shared revenues associated with the current fiscal period are all considered to be susceptible to accrual and so have been recognized as revenues of the current period when collected within 30 days following the year end. Expenditure-driven grants are recognized as revenue when the qualifying expenditures have been incurred and all other grant requirements have been met. All other revenue items are considered to be measurable and available only when cash is received.

The fiduciary fund reported by the City, the Custodial Fund, has no measurement focus and is reported on the full accrual basis of accounting.

The financial transactions of the City are recorded in individual funds. Each fund is accounted for by providing a separate set of self-balancing accounts that comprise its assets, deferred outflows, liabilities, deferred inflows, fund equity, revenues, and expenditures/expenses. The various funds are reported by generic classification within the financial statements.

There are stated minimum criteria for the determination of major funds: percentage of the assets plus deferred outflows, liabilities plus deferred inflows, revenues or expenditures/expenses of either fund category, or the governmental and enterprise funds combined. The City electively added funds as major funds, those funds which either had debt outstanding or specific community focus. Non-major funds are combined in a column in the fund financial statements and detailed in the combining section.

The City reports the following major governmental funds:

> The General Fund is the City's primary operating fund. It accounts for all financial resources of the general government, except those required to be accounted for in another fund.
>
> The Police Local Option Levy Fund accounts for revenue received from a five-year Police Local Option Levy to enhance public safety services by adding staff to the Police and Court Departments as well as funding jail operations.

NOTE A – SUMMARY OF SIGNIFICANT ACCOUNTING POLICIES – Continued

The Special Revenue Fund accounts for revenue received for specific, restricted purposes. Grant funds from the American Recovery Act were received in FY21 and are accounted for in this fund.

The Street Capital Fund accounts for revenue and expenses related to public transportation capital improvements. Financing is provided by bond sales and system development charges.

The City reports the following major proprietary funds:

The Sewer Fund accounts for the operation, construction, and maintenance of the wastewater collection system. Revenue is derived from sewer user fees and system development charges.

The Storm Drainage Fund accounts for operation, construction, and maintenance of the stormwater drainage system. Revenue is derived from storm drainage fees and system development charges.

The Ambulance Fund accounts for the City's ambulance operations. Revenue is derived mainly from ambulance fees. The fund also performs billing and collection of ambulance operations for other Oregon cities. This service is provided for a fee.

Additionally, the government reports the following fund types:

Internal Service funds account for the ownership and use of rolling stock and computer equipment, the City's risk and employee benefit program, and costs related to the administration of system development charges. Resources are provided by charges to other funds, including component units.

The Custodial Fund is a fiduciary fund used to account for funds received and held by the City in a custodial capacity. The majority of the activity in this fund is made up of transactions related to being the fiscal agent for the Metropolitan Wastewater Management Commission and Regional Fiber Consortium, Ambulance billing fees collected for other agencies, Health Reimbursement Accounts held on behalf of City employees, and fees collected by the municipal court that are passed on to other entities and government agencies.

As a general rule, the effect of interfund activity has been eliminated from the government-wide financial statements. Exceptions to this general rule include interfund services provided and/or used. Interfund services provided and/or used are accounted for as revenues and expenses since the elimination of such revenues and expenses would distort the direct costs and program revenues reported for the various functions.

Accounts recorded as program revenues include charges to customers, operating grants and contributions, and capital grants and contributions. Internally dedicated resources are reported as general revenues rather than as program revenues. Likewise, general revenues include all taxes.

NOTE A – SUMMARY OF SIGNIFICANT ACCOUNTING POLICIES – Continued

Proprietary funds distinguish operating revenues and expenses from non-operating items. Operating revenues and expenses generally result from providing services and producing and delivering goods in connection with a proprietary fund's principal ongoing operations. The principal operating revenues of the Ambulance Fund are ambulance fees and billing and collection charges. The principal operating revenues of the Sewer Fund are sewer user fees. The principal operating revenues of the Storm Drainage Fund are drainage fees. The principal operating revenues of the internal service funds are charges to other funds for depreciation on equipment and for services provided. Operating expenses for the enterprise funds and internal service funds include administrative expenses, depreciation on capital assets and the cost of providing services. All revenues and expenses not meeting this definition are reported as non-operating revenues and expenses.

When both restricted and unrestricted resources are available for use, it is the City's practice to use restricted resources first, then unrestricted resources as they are needed.

4. Assets, Liabilities, and Net Position or Equity

a. Cash and Investments

State statutes authorize the City to invest in obligations of the U.S. Treasury and its agencies, bankers' acceptances, high grade commercial paper, the State of Oregon Local Government Investment Pool and repurchase agreements.

Investments are reported at fair value.

For purposes of the statement of cash flows for proprietary fund types, cash and investments in the City-wide investment pool (including restricted cash and investments) are considered cash and cash equivalents.

The pool has the general characteristics of a demand deposit account in that funds may deposit additional cash at any time and may withdraw cash at any time without prior notice or penalty.

b. Receivables and Payables

Activity between funds that are representative of lending/borrowing arrangements outstanding at the end of the fiscal year are referred to as either "due to/from other funds (i.e., the current portion of interfund loans) or "advances to/from other funds" (i.e., the non-current portion of interfund loans). All other outstanding balances between funds are reported as "due to/from other funds." Any residual balances outstanding between the governmental activities and business-type activities are reported in the government-wide financial statements as "internal balances."

Advances between funds, as reported in the fund financial statements, are offset by a nonspendable fund balance in applicable governmental funds to indicate that they are not available for appropriation and are not expendable available financial resources.

NOTE A – SUMMARY OF SIGNIFICANT ACCOUNTING POLICIES – Continued

Real and personal property taxes attach as an enforceable lien on property as of July 1st. All taxes are levied as of July 1st and are payable in three installments on November 15th, February 15th, and May 15th. All property taxes are billed and collected by Lane County, Oregon and then turned over to the City. For the year ended June 30, 2021 the City's tax levy did not exceed the Oregon constitutional limitation. The total property tax levy was $38,412,008. This includes general property taxes to support general obligation bond debt service of $4,198,287.

The City has foreclosed on properties, collateralizing assessments receivable over the past twenty years. The properties collateralizing the assessments receivable, where the right to redemption still exists by the benefited property owner, are recorded as liens receivable, which include the cost of the original assessment, foreclosure costs and interest to the date of foreclosure, as provided by Oregon Statutes. Once the right to redeem these properties no longer exists (after one year), the properties are deeded to the City and then become investment in foreclosed property. Liens receivable and investment in foreclosed property are offset by unavailable revenue and, accordingly, have not been recorded as revenue in the governmental funds.

The value of these properties, both liens and investment in foreclosed property, has been adjusted to the lower of net realizable value or cost. Net realizable value for the City has been determined by reviewing the true cash value of these properties as recorded by the Lane County assessor, less the underlying property taxes that must be paid upon the sale of the property by the City.

c. Inventory

Inventories of materials and supplies are valued at cost or average cost using the first-in/first-out method and are shown on the balance sheet as an asset with a corresponding nonspendable fund balance. Inventories are charged to operations as consumed in both the government-wide and fund financial statements.

d. Prepaid Items

Payments made to vendors for services that will benefit periods beyond June 30, 2021 are recorded as prepaid items. These prepaid amounts are recorded in the balance sheet as an asset with a corresponding nonspendable fund balance and are shown as expenditures in the periods that the service is provided, consistent with the "consumption method" of accounting for prepaids.

e. Restricted Assets

Assets whose use is restricted for construction, debt service or other purposes by provisions of grants, bond indentures or other agreements are segregated on the statement of net position.

f. Capital Assets

Capital assets, which include property, plant, equipment and infrastructure assets (e.g., roads, multi-use paths and traffic control devices), are reported in the applicable governmental or business-type activities columns in the government-wide financial statements. Capital assets are defined by the City as assets with an initial, individual

NOTE A – SUMMARY OF SIGNIFICANT ACCOUNTING POLICIES – Continued

cost of more than $5,000 and an estimated useful life greater than one year. Such assets are recorded at historical cost, or estimated historical cost if actual historical cost is not available. Donated capital assets, donated works of art and similar items, and capital assets received in a service concession arrangement are reported at acquisition value.

As permitted by GAAP, the City has limited the retroactive capitalization of governmental fund infrastructure to fiscal years ending after June 30, 1980. Although the majority of such infrastructure was placed in service before that date, it has not been included in these financial statements since it has been substantially depreciated.

The costs of normal maintenance and repairs that do not add to the value of the asset or materially extend asset lives are not capitalized.

Depreciation and amortization of capital assets are computed on the straight-line method over the estimated useful lives of the related assets. Upon disposal of such assets, the accounts are relieved of the related historical costs and accumulated depreciation, and resulting gains or losses are reflected in income. The estimated useful lives of the various categories of assets are as follows:

Category	Estimated Useful Life
Buildings	10-50 years
Equipment	3-20 years
Infrastructure	20-50 years
Studies	20 years

g. Compensated Absences

It is the City's policy to permit employees to accumulate earned but unused vacation leave within limits set by collective bargaining agreements. All employees with accrued vacation leave are paid the outstanding vacation accrual balance, within limits, at separation at the employees current pay rate. Employees with sick leave accruals and meeting longevity requirements are paid the outstanding sick leave accrual balance, within limits, upon retirement at the employees current pay rate. All vacation and sick leave pay is accrued when incurred in the government-wide and proprietary fund statements. The governmental fund financial statements do not report liabilities for compensated absences unless they are due for payment. The General Fund is the governmental fund that will be primarily used to liquidate compensated absences based on the high level of staffing that is funded from this fund.

h. Long-term Liabilities

In the government-wide financial statements and proprietary fund types in the fund financial statements, long-term debt and other long-term obligations are reported as liabilities in the applicable governmental activities, business-type activities, or proprietary fund type statement of net position. Bond premiums and discounts are deferred and amortized over the life of the bonds. Bonds payable are reported net of the applicable bond premium or discount. Bond issuance costs are recognized in the year incurred. Deferred charges for refunding are amortized straight-line over the life of the new debt.

NOTE A – SUMMARY OF SIGNIFICANT ACCOUNTING POLICIES – Continued

In the fund financial statements, governmental fund types recognize bond premiums and discounts as well as bond issuance costs during the current period. The face amount of debt issued is reported as other financing sources while discounts on debt issuances are reported as other financing uses. Issuance costs, whether or not withheld from the actual debt proceeds received, are reported as debt service expenditures.

i. Deferred Outflows/Inflows of Resources

In addition to assets, the statement of financial position will sometimes report a separate section for deferred outflows of resources. This separate financial statement element, *deferred outflows of resources*, represents a consumption of net position that applies to a future period(s) and so will not be recognized as an outflow of resources (expense/expenditure) until then.

In addition to liabilities, the statement of financial position will sometimes report a separate section for deferred inflows of resources. This separate financial statement element, *deferred inflows of resources*, represents an acquisition of net position that applies to a future period(s) and so will *not* be recognized as an inflow of resources (revenue) until that time.

The other instance of deferred inflows arises only under a modified accrual basis of accounting. Accordingly, *unavailable revenue* is reported only in the governmental funds balance sheet. These amounts are deferred and recognized as an inflow of resources in the period that the amounts become available.

j. Pensions

Oregon Public Employees Retirement System (OPERS) – For purposes of measuring the net pension liability, deferred outflows of resources and deferred inflows of resources related to pensions, and pension expense, information about the fiduciary net position of the OPERS and additions to/deductions from OPERS's fiduciary net position have been determined on the same basis as they are reported by OPERS. For this purpose, benefit payments (including refunds of employee contributions) are recognized when due and payable in accordance with the benefit terms. Investments are reported at fair value.

City Retirement Plan (CRP) – For purposes of measuring the net pension liability and pension expense, information about the fiduciary net position of CRP and additions to/deductions from CRP fiduciary net position have been determined on the same basis as they are reported by the City's actuary. For this purpose, benefit payments are recognized when due and payable in accordance with the benefit terms. Investments are reported at fair value.

k. Fund Balance

In the fund financial statements, the fund balance for governmental funds is reported in classifications that comprise a hierarchy based primarily on the extent to which the City is bound to honor constraints on the specific purposes for which amounts in those funds can be spent.

Fund balance is reported as nonspendable when the resources cannot be spent because they are either in a nonspendable form or legally or contractually required to be maintained intact. Resources in nonspendable form include inventories, prepaids, and assets held for resale.

NOTE A – SUMMARY OF SIGNIFICANT ACCOUNTING POLICIES – Continued

Fund balance is reported as restricted when the constraints placed on the use of resources are either (a) externally imposed by creditors (such as through debt covenants), grantors, contributors, or laws or regulations of other governments; or (b) imposed by law through constitutional provisions or enabling legislation.

Fund balance is reported as committed when the City Council passes a resolution that places specific constraints on how the resources may be used. The City Council can modify or rescind the commitment at any time through passage of an additional resolution.

Resources that are constrained by the City's intent to use them for a specific purpose, but are neither restricted nor committed, are reported as assigned fund balance. Intent is expressed when the City Council approves which resources should be "reserved" during adoption of the annual budget. The City's Finance Director uses that information to determine whether those resources should be classified as assigned or unassigned for presentation in the City's Annual Financial Report.

Unassigned fund balance is the residual classification for the General Fund. This classification represents fund balance that has not been restricted, committed, or assigned within the General Fund. This classification is also used to report any negative fund balance amounts in other governmental funds.

When both restricted and unrestricted (committed, assigned, or unassigned) resources are available for use, it is the City's practice to use restricted resources first, then unrestricted resources as needed. When an expenditure is incurred where an unrestricted fund balance classification could be used, the City's practice is to use committed resources first, assigned resources second, and then unassigned amounts as they are needed.

Fund balances by classification for the year ended June 30, 2021 were as follows:

Fund Balances	General	Police Local Option Levy	Special Revenue	Street Capital	Nonmajor Governmental	Total Governmental Funds
Nonspendable:						
Inventories	$ 2,488	$ -	$ -	$ -	$ 249,304	$ 251,792
Prepaids	164,835	17,425	-	-	34,445	216,705
Investment in foreclosed property	1,970	-	-	-	-	1,970
Restricted:						
Debt service	-	-	-	-	530,680	530,680
Urban renewal	-	-	-	-	1,268,484	1,268,484
Capital projects	-	-	-	-	1,634,724	1,634,724
Street repairs and maintenance	-	-	-	-	2,299,864	2,299,864
Street improvements	-	-	-	11,138,428	-	11,138,428
Public Safety - Fire	-	-	1,000	-	1,216,189	1,217,189
Public Safety - Police general	-	2,911,235	381	-	-	2,911,616
Public Safety - Police forfeitures	-	-	209,615	-	-	209,615
Building code	-	-	-	-	3,247,946	3,247,946
Economic development	-	-	7,203	-	1,566,050	1,573,253
Library services	-	-	21,727	-	-	21,727
Committed:						
Development assessment	-	-	-	-	650,779	650,779
Capital projects	-	-	-	-	2,024,240	2,024,240
Technology fee reserve	-	-	709,060	-	-	709,060
Assigned:						
Capital projects	-	-	-	-	1,047,198	1,047,198
Contigency reserve	1,000,000	-	-	-	-	1,000,000
Public Safety - Police K9	-	-	109,926	-	-	109,926
Public Saftey - Police general	-	-	436,791	-	-	436,791
Other purposes	-	-	255,515	-	-	255,515
Unassigned	10,353,531	-	-	-	-	10,353,531
Total fund balances	$ 11,522,824	$ 2,928,660	$ 1,751,218	$ 11,138,428	$ 15,769,903	$ 43,111,033

NOTE A – SUMMARY OF SIGNIFICANT ACCOUNTING POLICIES – Continued

l. Indirect Expenses Allocation

In the government-wide statement of activities, program costs include incidental indirect costs.

m. Contingency and Working Capital Policy

The City will maintain adequate cash reserves for both contingencies and working capital. Each fund will maintain adequate cash reserves, borrow internally from another City fund, or as a last resort, borrow externally to provide for cash flow and contingency requirements.

5. New Accounting Pronouncements

During the fiscal year ended June 30, 2021, the City implemented the following GASB pronouncements:

- GASB Statement No. 84 – *Fiduciary Activities.* The objective of this statement is to improve guidance regarding the identification of fiduciary activities for accounting and financial reporting purposes and how those activities should be reported. The adoption and implementation of Statement No. 84 did not have a significant impact to the City.
- GASB Statement No. 90 – *Majority Equity Interests*. The primary objectives of this statement are to improve the consistency and comparability of reporting a government's majority equity interest in a legally separate organization and to improve the relevance of financial statement information for certain component units.
- GASB Statement No. 98 – *The Annual Comprehensive Financial Report*.
- GASB Statements *No. 87, 89, 91, 92, 93, 94, 96, and 97* – These are other pronouncements that have been issued by the GASB but not yet implemented by the City.

NOTE B – RECONCILIATION OF GOVERNMENT-WIDE AND FUND FINANCIAL STATEMENTS

1. Explanation of certain differences between the governmental fund balance sheet and the government-wide statement of net position.

The governmental fund balance sheet includes a reconciliation between *fund balance – total governmental funds* and *net position – governmental activities* as reported in the government-wide statement of net position. One element of that reconciliation explains that "all liabilities are reported in the statement of net position. However, if they are not due and payable in the current period, they are not recorded in the governmental funds." The details of this $76,100,571 difference are as follows:

NOTE B – RECONCILIATION OF GOVERNMENT-WIDE AND FUND FINANCIAL STATEMENTS – Continued

Bonds payable, net of original issue premium and deferred charges	$ 15,453,234
Notes payable	2,532,521
Interfund loan payable	1,762,369
Due to developer (contracts payable)	210,000
Accrued interest payable	40,192
Compensated absences	5,417,582
Net pension liability and related deferrals	44,794,939
Net OPEB obligation and related deferrals	5,889,734
Total	$ 76,100,571

Another element of that reconciliation states that capital assets are not financial resources in governmental funds, but are reported in the statement of net position at their net depreciable value. The details of this $151,895,172 are as follows:

Capital assets (net of accumulated depreciation) reported in the Statement of Net Position - governmental activities column:	
Land and work in progress	$ 86,509,287
Other capital assets (net of accumulated depreciation)	70,860,903
Total capital assets reported in internal service funds included in the Statement of Net Position - governmental activities column (net of accumulated depreciation)	(5,475,018)
	$ 151,895,172

2. Explanation of certain differences between the governmental fund statement of revenues, expenditures, and changes in fund balances and the government-wide statement of activities.

The governmental fund statement of revenues, expenditures, and changes in fund balances includes reconciliation between net changes in fund balances – total governmental funds and changes in net position of government activities as reported in the government-wide statement of activities. One element of that reconciliation explains that "Capital outlay is reported as expenditures in governmental funds. However, the Statement of Activities allocates the cost of capital outlays over their estimated useful lives as depreciation expense." The details of this $12,053,444 difference are as follows:

Capital outlay	$ 7,785,246
Donated capital assets	9,587,061
Depreciation	(5,318,863)
Net adjustment to increase net changes in fund balances - total governmental funds to arrive at changes in net position of governmental activities	$ 12,053,444

NOTE B – RECONCILIATION OF GOVERNMENT-WIDE AND FUND FINANCIAL STATEMENTS – Continued

Another element of that reconciliation states that the issuance of long-term debt (e.g., bonds, leases) provides current financial resources to governmental funds, while the repayment of the principal of long-term debt consumes the current financial resources of governmental funds. Neither transaction, however, has any effect on net position. Also, governmental funds report the effect of premiums, discounts, and similar items when debt is first issued, whereas these amounts are deferred and amortized in the statement of activities. The details of this $4,205,055 difference are as follows:

Principal repayment of general obligation debt	$ 3,474,000
Principal repayment of note payable	619,807
Amortization of deferred charges	(35,034)
Amortization of bond premiums	230,481
Increase in interfund loan payable	(92,916)
Decrease in accrued interest payable	8,717
Net adjustment to increase net changes in fund balances - total governmental funds to arrive at changes in net position of governmental activities	$ 4,205,055

Another element of the reconciliation states that governmental funds do not report expenditures for unpaid compensated absences or other post-employment benefits since they do not use current financial resources. The details of this $(5,403,359) difference are as follows:

Increase in accrued compensated absences	$ (211,919)
Increase in net pension liability and related deferrals	(5,001,823)
Increase in net OPEB obligation and related deferrals	(189,617)
Net adjust to increase net changes in fund balances - total governmental funds to arrive at changes in net position of governmental activities	$ (5,403,359)

NOTE C – STEWARDSHIP, COMPLIANCE AND ACCOUNTABILITY

The City follows these procedures in establishing the budgetary data reflected in the financial statements:

In April of each year, the City Manager submits a recommended budget to the Budget Committee (which consists of the City Council and an equal number of citizens of the City). The City's budget is prepared for each fund on the modified accrual basis of accounting. Estimated receipts and expenditures are budgeted for by fund, program and object. Information on the past two year's actual receipts and expenditures and current-year amended budgets are included in the budget document.

The Budget Committee conducts public hearings for the purpose of obtaining citizens' comments.

The Budget Committee then presents an approved budget to the City Council for final adoption. The adopted expenditures for each fund may not be increased by more than 10% during the year without a special public hearing

NOTE C – STEWARDSHIP, COMPLIANCE AND ACCOUNTABILITY – Continued

of the governing body with notice to the citizens published 5 to 30 days in advance. After the Council adopts the budget and certifies the total of ad valorem taxes to be levied, no additional tax levy may be made for that fiscal year.

The City Council legally adopts the budget before July 1, by resolution. The resolution authorizes fund appropriations as current annual departmental requirements, debt service, capital projects, interfund transfers, interfund loans, statutory payments, contingencies, unappropriated fund balances and reserves. Expenditures cannot legally exceed appropriations at these control levels. Appropriations lapse as of the end of the year.

The City Council may change the budget throughout the year by transferring appropriations between levels of control and by adopting supplemental budgets as authorized by Oregon Revised statutes. Management may administratively transfer budget amounts between individual line items within the control level, but cannot make changes between the legal levels of control. During the fiscal year ended June 30, 2021, the City Council approved several transfer resolutions and supplemental budgets increasing appropriations by $13,334,107.

The Ambulance Fund reported a GAAP basis negative fund balance of $4,545,598. This negative fund balance was the result of the Fund not receiving the anticipated ambulance billing revenue in the current and prior fiscal years dating back to June 30, 2017.

NOTE D – CASH AND INVESTMENTS

The City of Springfield maintains a common cash and investment pool that is available for use by all funds. At June 30, 2021, cash and investments are comprised of the following:

Cash on hand	$ 5,350
Cash with Fiscal Agent	5,500
Deposits	11,504,803
Local Government Investment Pool Accounts	119,829,178
Investments	92,207,085
	$ 223,551,916

Each fund's portion of this pool is displayed in the Statement of Net Position.

Governmental Funds	$ 75,306,949
Business-type Funds	54,577,823
Not Appearing on Statement of Net Position	
Fiduciary Fund	93,667,144
	$ 223,551,916

NOTE D – CASH AND INVESTMENTS - Continued

Deposits

Deposits with financial institutions are comprised of checking, money market and certificate of deposit accounts. As of June 30, 2021, the City of Springfield had a book balance of $11,504,803 and a bank balance of $12,968,215. The difference is due to transactions in process. Of this amount, $750,000 was covered by federal depository insurance, and the remainder was collateralized by the statewide pool.

Effective July 1, 2008, the State of Oregon formed the Oregon Public Funds Collateralization Program under ORS 295. The collateralization program creates a statewide pool of qualified bank depositories for local governments, providing collateralization for bank balances that exceed the limits of federal depository insurance, and eliminating the need for certificates of participation. The legislation creates a shared liability structure for depository banks, but does not guarantee that public funds are 100% protected. The City is also required to verify that amounts in excess of FDIC insurance limits are deposited only in qualified depository banks listed by the Office of the State Treasurer.

Local Government Investment Pool

The City participates in the State of Oregon Local Investment Pool (LGIP or Pool) which is an open-ended, load diversified portfolio created under ORS 294.805 to 294.895 and is not registered with the U.S. Securities and Exchange Commission as an investment company. Fair value of the LGIP is calculated at the same value as the number of shares owned. The unit of account is each share held, and the value of the position would be the fair value of the pool's share price multiplied by the number of shares held. The State Treasurer is the investment officer for the Pool and is responsible for all funds in the Pool. These funds must be invested and managed, like that of a prudent investor, exercising reasonable care, skill, and caution. Investments in the funds are further governed by portfolio guidelines issued by the Oregon short-term Funds Board, which establish diversification percentages and specify the types of maturities of investments.

The Oregon Audits Division of the Secretary of State's Office audits the Pool annually. The Division's report on the Pool as of and for the year ended June 30, 2021 was unmodified and may be obtained at the Oregon State Treasury, 350 Winter St. NE, Ste 100, Salem, OR 97310 or at www.oregon.gov/treasury. At June 30, 2021, the fair value of the City's deposits with the LGIP approximates cost.

Cash and Investments

On June 30, 2021, the City of Springfield held $92,207,085 of investments; corporate indebtedness of $27,985,013, and government agency securities totaling $64,222,072.

The City's investment policy requires that the City diversify investments across maturities, security type, and institution to avoid incurring unreasonable risks. Specifically, except for the Local Government Investment Pool, no more than 25% of the City's total investment portfolio will be invested with a single financial institution, no more than 20% of the total portfolio will be invested with any one security, and lastly, no more than 5% of the total portfolio will be invested with any one corporate entity. The City was in compliance with all of the above stated City investment policy guidelines.

NOTE D – CASH AND INVESTMENTS - Continued

The City's policy for custodial credit risk is outlined in the City's Investment and Portfolio Policies, adopted by the City Council. This investment policy applies to all cash-related assets included within the scope of the City of Springfield's audited financial statements and held directly by the City. Funds will be invested in compliance with the provisions of, but not necessarily limited to the Oregon Revised Statutes (ORS), Chapter 295, other applicable statutes and this policy. Investment of any tax exempt borrowings proceeds and any related debt service funds will comply with the arbitrage restrictions in all applicable Internal Revenue Service codes. The City will limit investment activities in order to ensure safety, legality, liquidity, diversity, and yield. The standard of prudence used by the City's investment officer in the context of managing the overall portfolio shall be the prudent investor rule.

The scope of the City's investment policy includes not only investments, but all cash-related assets included within the scope of the City of Springfield's financial statements and held directly by the City. The investment policy establishes the City's permitted investments and provides guidelines for managing the various types of risk associated with these investments. The different risks will be discussed below.

A. Interest rate risk

Interest rate risk is the risk that changes in interest rates will adversely affect the fair value of an investment. City staff manages this risk by limiting the maturity of the investments held by the City. The investment policy requires that all short-term investments mature in less than 18 months. The investment policy defines short-term investments as those not reserved for specific capital projects or debt payments. Long-term investments are required to have maturities less than 3 years. Commercial paper is required to have a maturity which does not exceed 270 days. On June 30, 2021, 100% of the total investments were considered short-term and had maturities less than 18 months and none were considered long-term with maturities of more than 18 months but less than 3 years. The table below displays the liquidity requirements of the investment policy and the liquidity characteristics of the City's cash and investments on June 30, 2021.

Short-Term Investments:

Maturity	Amount	Actual %	Investment Policy %
Under 30 days	$ 131,344,831	59%	10 % minimum
Under 90 days	131,344,831	59%	25 % minimum
Under 270 days	142,030,051	64%	50 % minimum
Under one year	181,513,738	81%	80 % minimum
Under 18 months	223,551,916	100%	100 % minimum

B. Credit risk

Credit risk is the risk that an issuer or other counterparty to an investment will not fulfill its obligation. The City's investment policy provides that all corporate debt securities be rated at a minimum of A1 or AA by Standard and Poor's rating service or P1 or Aa by Moody's rating service, or for an Oregon issuer, a minimum of A1 or A or better by S & P; or P1 or Aa by Moody's. At June 30, 2021, all of the corporate debt in the City's portfolio is in compliance with the investment policy. The Local Government Investment Pool is not rated and is not registered with the U.S. Securities and Exchange Commission.

NOTE D – CASH AND INVESTMENTS - Continued

C. Custodial credit risk

Custodial credit risk is the risk that, in the event of the failure of the counterparty to a transaction, the City will not be able to recover the value of an investment or collateral securities in the possession of an outside party. The City's investment policy requires that broker/dealers meet certain qualifications and that purchased investment securities will be delivered by FED book entry, DTC, or physical delivery, and held in third party safekeeping - registered to the City of Springfield - with a designated custodian. All of the City's investments at June 30, 2021 were delivered by book entry to the account of BNY Mellon Trust Company, who held the securities for the benefit of the City.

D. Concentration of credit risk

Concentration of credit risk is the risk of loss attributed to the magnitude of a government's investment in a single issuer. The City's investment policy provides concentration guidelines by both institution and by type of investment. The City diversifies investments across maturities, security type and institution to avoid incurring unreasonable risks. In particular, except for the Local Government Investment Pool, no more than 25% of the City's total investment portfolio will be invested with a single financial institution. In addition, no more than 20% of the total portfolio will be invested with any one security and no more than 5% of the total portfolio will be invested with any one corporate entity. As of June 30, 2021, the City was in compliance with the City's investment policy.

Diversification by Financial Instrument:

Instrument	Amount	% Invested	Maximum % of Portfolio
State of Oregon Investment Pool	$ 119,829,178	54%	100%
Interest Bearing Checking Account	2,993,578	1%	50%
Money Market Account	3,459,603	2%	50%
Time Certificates of Deposit	5,051,622	2%	25%
Corporate Bonds	27,985,013	12%	25%
Government Agency Securities - U.S.	64,222,072	29%	50%
Other	10,850	0%	0%
Totals	$ 223,551,916	100%	

E. Fair Value Measurements

Fair value is defined as the price that would be received at the sale of an asset or paid to transfer a liability in an orderly transaction between market participants at the measurement date. The City categorizes fair value measurements within the hierarchy established by GASB Statement 72. This hierarchy defines three levels of inputs used to assess fair value which allows financial statement users to identify the level of reliability and determine variance risk between actual amounts received during a sale of assets or transfer of liabilities to that which is reported in the financial statements for the measurement date.

NOTE D – CASH AND INVESTMENTS - Continued

The classification of securities within this fair value hierarchy is based on activity level in the market for the security type, and the inputs used to determine their fair value as follows:

- Level 1 – Unadjusted quoted prices for identical instruments in active markets.
- Level 2 – Quoted prices for similar instruments in active markets; quoted prices for identical or similar instruments in markets that are not active; and model-derived valuations in which all significant inputs are observable based on market data obtained from sources independent of the reporting entity.
- Level 3 – Valuations derived from valuation techniques in which significant inputs are unobservable (based on the best information available regarding assumptions market participants would use in pricing the asset).

As of June 30, 2021, the City's investments in corporate and municipal bonds are classified as level 2.

F. Foreign currency

The City of Springfield has not made any investments that are not in US dollar denominations therefore the City is not exposed to this risk.

NOTE E – RECEIVABLES AND UNAVAILABLE REVENUE

Receivables at June 30, 2021 consist of the following:

Fund	Property Taxes and Other	Accounts	Assessments and Liens	Grants	Accrued Interest	Mortgage Notes	SDC Deferred Receivable	Total Net Receivable
General	$ 740,519	$1,698,303	$ -	$ 56,767	$ 29,807	$ -	$ 1,233	$ 2,526,629
Police Local Option Levy	257,098	78,225	-	-	5,264	-	-	340,587
Special Revenue funds	-	7,874	-	246,537		-	-	254,411
Street Capital Projects	-	358,802	-	-	21,743	-	990,175	1,370,720
Sewer	-	1,267,585 *	-	-	47,937	-	632,867	1,948,389
Storm Drainage	-	1,298,727 *	-	-	35,128	-	48,540	1,382,395
Ambulance	-	1,389,372 *	-	-	1,418	-	-	1,390,790
Nonmajor governmental	343,792	1,567,540	37,970	355,404	28,473	1,728,657	26	4,061,862
Nonmajor enterprise	-	6,817	-	-	2,774	-	-	9,591
Internal Service	-	158,100	-	-	37,180	-	89,529	284,809
	$1,341,409	$7,831,345	$ 37,970	$658,708	$209,724	$1,728,657	$ 1,762,370	$13,570,183

*Net of allowances for uncollectible accounts totalling $2,310,080

Assessments, liens, and mortgage notes are collateralized by real estate.

NOTE E – RECEIVABLES AND UNAVAILABLE REVENUE - Continued

Mortgage notes within the Community Development fund are a result of loans made under the CDBG federal program. Repayment is dependent on the type of mortgage note. Deferred payment loans, housing improvement loans, and SHOP loans are due and payable at the time of sale or transfer of title. Most loans are interest free.

In all cases, loans become immediately due and payable if the client fails to meet any contract requirements.

Governmental funds report unavailable revenue in connection with receivables for revenues that are not considered to be available to liquidate liabilities of the current period. At June 30, 2021, the various components of unavailable revenue (deferred inflows of resources) consist of the following:

FUND BY TYPE	Property taxes receivable	Fees and charges	Mortgage notes receivable	Assessments	Other	Total Unavailable revenue
General	$ 698,120	$ 795,132	$ -	$ -	$ 390	$ 1,493,642
Police Local Option Levy	245,037	31,600	-	-	-	276,637
Special Revenue funds	-	7,874	-	-	-	7,874
Street Capital Projects	-	1,348,977	-	-	-	1,348,977
Nonmajor governmental	330,322	887,565	1,038,740	37,969	-	2,294,596
Total unavailable revenue	$ 1,273,479	$ 3,071,148	$ 1,038,740	$ 37,969	$ 390	$ 5,421,726

NOTE F – CAPITAL ASSETS

Governmental activities:

	Beginning Balance	Increases	Decreases	Ending Balance
Capital assets, not being depreciated:				
Land	$ 75,901,450	$ 4,933,522	$ (216,314)	$ 80,618,658
Work in progress	1,489,440	4,906,122	(504,933)	5,890,629
Total capital assets, not being depreciated	77,390,890	9,839,644	(721,247)	86,509,287
Capital assets, being depreciated:				
Buildings	47,921,491	1,617,884	-	49,539,375
Infrastructure	90,397,449	5,940,669	-	96,338,118
Machinery & equipment	24,787,608	2,146,715	(475,466)	26,458,857
Studies	1,205,886	82,688	-	1,288,574
Total capital assets, being depreciated	164,312,434	9,787,955	(475,466)	173,624,923
Less accumulated depreciation for:				
Buildings	(31,466,297)	(1,851,573)	-	(33,317,870)
Infrastructure	(46,439,556)	(3,152,812)	-	(49,592,368)
Machinery & equipment	(18,038,281)	(1,376,468)	427,048	(18,987,701)
Studies	(778,388)	(87,692)	-	(866,080)
Total depreciation	(96,722,522)	(6,468,546)	427,048	(102,764,020)
Total capital assets, being depreciated, net	67,589,912	3,319,410	(48,418)	70,860,903
Governmental activities capital assets, net	$ 144,980,802	$ 13,159,054	$ (769,663)	$ 157,370,190

Business-type activities:

	Beginning Balance	Increases	Decreases	Ending Balance
Capital assets, not being depreciated:				
Land	$ 6,411,506	$ -	$ -	$ 6,411,506
Work in progress	1,365,397	1,480,501	(57,745)	2,788,153
Total capital assets, not being depreciated	7,776,903	1,480,501	(57,745)	9,199,659
Capital assets, being depreciated:				
Buildings & infrastructure	114,210,246	2,332,005	(6,289,941)	110,252,310
Land improvements	532,806	-	-	532,806
Equipment	1,843,318	-	(80,889)	1,762,429
Studies	1,872,456	-	-	1,872,456
Total capital assets, being depreciated	118,458,826	2,332,005	(6,370,830)	114,420,001
Less accumulated depreciation for:				
Land improvements	(514,977)	(1,244)	-	(516,221)
Buildings & infrastructure	(48,986,758)	(3,164,668)	6,289,941	(45,861,485)
Equipment	(1,771,124)	(53,662)	80,889	(1,743,897)
Studies	(1,537,902)	(133,316)	-	(1,671,218)
Total depreciation	(52,810,761)	(3,352,890)	6,370,830	(49,792,822)
Total capital assets, being depreciated, net	65,648,065	(1,020,885)	-	64,627,179
Business-type activities capital assets, net	$ 73,424,968	$ 459,616	$ (57,745)	$ 73,826,838

NOTE F – CAPITAL ASSETS – Continued

Depreciation expense was charged to functions of the City as follows:

Governmental activities:		
General government	$	172,300
Fire and life safety		562,864
Police		1,514,372
Library		13,696
Development and public works		3,973,505
Unallocated		231,809
Total depreciation expense - governmental activities	$	6,468,546
Business activities:		
Sanitary sewer	$	2,773,657
Storm drainage		491,916
Booth-Kelly		79,354
Ambulance		7,963
Total depreciation expense - business-type activities	$	3,352,890

NOTE G - RISK MANAGEMENT

The City is exposed to various risks of loss related to torts, errors and omissions, loss or damage to assets, employee injury or illness, and natural disasters.

The City maintains professional risk management and health and wellness programs. Various loss-control techniques are used to minimize or prevent losses. These techniques and programs include but are not limited to: contracting for risk and benefit broker services, contracting for legal services, operation of a wellness clinic, accident investigation and training, fleet management, verification of employee qualifications, and employee and supervisory training.

The City has established an internal service fund to account for and finance its risks of loss. The City maintains a self-insured health benefit program that provides medical, dental, and vision coverage to all regular full and part-time employees and their dependents as well as non-Medicare eligible retirees and their dependents. The City has established a self-insurance reserve to pay medical, dental, and vision claims up to the self-insurance retention limit of $150,000 per covered individual.

NOTE G - RISK MANAGEMENT – Continued

The following changes occurred in the health and dental claims liability in the current and previous fiscal years:

Fiscal year ended June 30	Liability balance at beginning of year	Current year claims and changes in estimates	Claim Payments	Liability balance at end of year
2013	$ -	$ 2,256,826	$ (1,791,735)	$ 465,091
2014	465,091	4,894,984	(4,960,500)	399,575
2015	399,575	6,007,389	(5,359,049)	1,047,915
2016	1,047,915	5,343,218	(5,895,677)	495,456
2017	495,456	5,771,608	(5,531,337)	735,727
2018	735,727	6,293,791	(6,292,611)	736,907
2019	736,907	6,417,464	(6,040,112)	1,114,259
2020	1,114,259	5,599,898	(5,975,269)	738,888
2021	738,888	5,699,761	(5,638,464)	800,185

The City of Springfield is self-insured for workers' compensation. The City estimates liability for incurred losses for reported and unreported claims for worker's compensation. Workers' compensation estimates are primarily based on individual case estimates for reported claims and through historical data for unreported claims as determined by the City's Risk Management Services and independent actuarial studies. Liabilities are based on estimated ultimate cost of settling claims, including effects of inflation and other societal and economic factors.

Self-Insured Workers' Compensation Program
Estimated Loss & ALAE Liabilities by Category and Year* as of June 30, 2021
($000s)

Year	Case Reserves	IBNR Reserves	Outstanding LCF	Closeout Risk Adj.	Net Outstanding Liabilities
Prior	$ 14	$ -	$ -	$ -	$ 14
2017-18	5	35	8	5	53
2018-19	9	48	11	5	73
2019-20	63	63	25	7	158
2020-21	116	141	51	7	315
Total	$ 207	$ 287	$ 95	$ 24	613
				Less investment income offset	(11)
				Net accrued claims liability	$ 602

*At expected (no risk margin), and not discounted to reflect net present value.

NOTE G - RISK MANAGEMENT – Continued

The City purchases third-party coverage or is part of the City County Insurance Services Insurance Pool for all lines of coverage. These include but are not limited to personal injury, public officials' errors and omissions, automobile, employer's liability, and property. Settled claims have not exceeded insurance coverage in any of the past five fiscal years.

NOTE H - CAPITAL LEASES

The City periodically purchases equipment with no down payment and annual payments over 5 years. These lease agreements qualify as capital leases for accounting purposes and, therefore, we record them at the present value of their future minimum lease payments as of the inception date. These capital leases are classified as direct placements related to governmental activities (GASB statement No. 88). These leases contain a provision that in an event of default, all outstanding amounts become immediately due if the City is unable to make a payment and the equipment is held as collateral for the secured obligation.

All capital leases were paid in full in fiscal year ending June 30, 2021, and there are currently no future lease obligations.

NOTE I - LONG-TERM DEBT

General Obligation Bonds

The City issues general obligation bonds to provide funds for the acquisition and construction of major capital facilities. General obligation bonds are backed by the full faith and credit of the City and are serviced by general property tax revenues.

The original amount of the Series 2016 general obligation bonds was $14,690,000.

The original amount of the Series 2020 general obligation bonds was $10,000,000. This issue was a direct placement and is subject to a default interest rate that is 1.50% higher than the bond interest rate. A default is defined as failure to pay principal or interest within ten days of the due date, a determination by the Internal Revenue Service that interest on the bond is includable in gross income due to actions or omissions of the Borrower or failure by the City to comply with any of its obligations, or to perform any of its duties under the bond, which failure continues and is not cured for a period of more than 60 days after the Lender has made written demand on the City to cure such failure.

NOTE I - LONG-TERM DEBT – continued

General obligation bonds payable transactions for the year ended June 30, 2021 are as follows:

	Issue Date	Final Maturity Date	Effective Interest Rate	Outstanding July 1, 2020	Issued During year	Retired During Year	Outstanding June 30, 2021	Due Within One Year
Series 2016	6/29/2016	2026	1.36%	$ 10,125,000	$ -	$ (1,570,000)	$ 8,555,000	$ 1,625,000
Series 2019	8/6/2019	2024	1.80%	7,825,000	-	(1,904,000)	5,921,000	1,939,000
					Unamortized premium		1,152,404	
					Due in current year		(3,564,000)	
					Total general obligation long-term debt		$ 12,064,404	

Revenue Bonds

The City issues revenue bonds to finance major construction projects in business-type activities. Revenue bonds are secured and serviced by system revenues. The original amount of revenue bonds issued in prior years was $23,610,000.

During the fiscal year ended June 30, 2021, the City issued Series 2020 Sewer System (stormwater) Revenue Refunding bond to provide funds for advance refunding of Series 2010 Sewer System (stormwater) Revenue bonds. The $5,199,936 issue closed on November 10, 2020 at an interest rate of 1.2% maturing in 2031. The Series 2010 Bonds' interest rate was 3.49%. Net present value of the savings, due to the lower interest rate on the refunding bonds, is $823,423.

The Series 2020 issue was a direct placement and is subject to a default interest rate that is 4.0% higher than the bond interest rate until such time that the default is cured. A default is defined as failure to pay principal or interest when due, a failure to comply with any obligations or to perform any of its duties under the bonds, which continues and is not cured for a period of more than 60 days after the lender has made a written demand, or a material misrepresentation by the borrower to the lender. The Series 2010 Sewer System Revenue bonds were retired.

The City has committed to establish utility user charges sufficient to pay principal and interest when due. If user charges are not sufficient, the City is required by covenant to raise utility rates sufficient to pay maturing principal and interest. Debt service on the revenue bonds is paid solely from user fees.

NOTE I - LONG-TERM DEBT – Continued

Revenue obligation bonds payable transactions for the year ended June 30, 2021 are as follows:

`	Issue Date	Final Maturity Date	Effective Interest Rate	Outstanding July 1, 2020	Issued During year	Retired During Year	Outstanding June 30, 2021	Due Within One Year
Series 2010	10/6/2010	2030	3.149%	$ 6,305,000	$ -	$ (6,305,000)	$ -	$ -
Series 2017	6/27/2017	2027	1.725%	9,765,000	-	(1,320,000)	8,445,000	1,370,000
Series 2020	11/10/2020	2031	1.200%	-	5,199,936	-	5,199,936	492,195
					Unamortized premium		1,151,650	
					Deferred on refunding		(241,475)	
					Due in current year		(1,862,195)	
					Total revenue bonds payable		$ 12,692,916	

Maturities of bond principal and interest are as follows:

	General Obligation Bonds		Revenue Bonds		Total	
Year	Principal	Interest	Principal	Interest	Principal	Interest
2021-22	$ 3,564,000	$ 448,778	$ 1,862,195	$ 397,246	$ 5,426,195	$ 846,024
2022-23	3,668,000	348,876	1,923,213	336,504	5,591,213	685,380
2023-24	3,774,000	245,562	1,986,164	273,477	5,760,164	519,039
2024-25	1,830,000	138,800	2,050,866	208,175	3,880,866	346,975
2025-26	1,640,000	65,600	2,119,820	140,421	3,759,820	206,021
2026-31	-	-	3,702,678	122,030	3,702,678	122,030
Total	$ 14,476,000	$ 1,247,616	$ 13,644,936	$ 1,477,853	$ 28,120,936	$ 2,725,469

NOTE I - LONG-TERM DEBT – Continued

The City issues debt backed solely by future fees received for certain services. At June 30, 2021, future pledged revenues are as follows:

Purpose	Revenue Stream	Year end of final payments	Future pledged revenue debt outstanding	Approx % of future revenues pledged to gross revenues	Revenue, net of related expenses Y/E 6/30/2021	Debt payments Y/E 6/30/2021	2021 Gross Revenues
Revenue bonds:							
Sewer System series 2017	Sewer system fees	2027	$ 8,445,000	10.9%	$ 3,696,673 *	$ 1,710,600	$ 15,676,991
Revenue bonds:							
Storm System series 2020	Sewer system fees	2031	5,199,936	0.2%	3,696,673 *	24,440	
Business-type activities			$ 13,644,936			$ 1,735,040	

The Springfield Economic Development Agency (SEDA) entered into two direct placement Notes Payable, one in 2016 and one in 2018. The Notes are not subject to any acceleration clauses and are not subject to finance related consequences due to events of default. Both Notes are subject to covenants regarding continuing disclosure and prepayment fees. The 2016 Note has a variable interest rate which will reset in October 2021 based on the 3 year FHLB Des Moines Fixed-Rate Advances symmetrical index, plus 1.40 basis points. Both notes also require that the SEDA maintain an unassigned fund balance of at least $125,000.

NOTE I - LONG-TERM DEBT – Continued

Notes Payable

At June 30, 2021 notes payable are as follows:

Governmental activites:

Bank of Cascades (SEDA), payable in monthly installments including interest at 3.08%, due 2024	$ 894,928
Bank of Cascades (SEDA), payable in monthly installments including interest at 4.15%, due 2025	1,637,593
Total governmental activities	$ 2,532,521

Principal amounts due on these notes payable in each of the next five years and thereafter are as follows:

Fiscal Year	Governmental Activities
2021-22	$ 645,041
2022-23	668,173
2023-24	691,380
2024-25	527,927
	$ 2,532,521

The contract payable included in governmental activities represents an amount due to Sycan B Corporation for a land purchase, with a due date to be established by mutual agreement of both parties.

The contract payable included in business-type activities represents an amount due to Peacehealth. The City gave Peacehealth a credit against future System Development Charges in return for Peacehealth constructing infrastructure that exceeded capacity requirements at the time the Riverbend Hospital was built, in anticipation of future development's demand for that infrastructure.

Legal Debt Margin

The City of Springfield is subject to a debt limit that is 3% of the real market value of taxable property. As of June 30, 2021, that amount was $287,845,035. As of June 30, 2021, the total outstanding debt applicable to the limit was $14,476,000 which is 5.03% of the total debt limit.

NOTE I - LONG-TERM DEBT – Continued

Changes in Long-term Liabilities

Long-term liability activity for the year ended June 30, 2021 was as follows:

	Beginning Balance	Additions	Reductions	Ending Balance	Due Within One Year
Governmental activities					
General obligation bonds	$ 17,950,000	$ -	$ (3,474,000)	$ 14,476,000	$ 3,564,000
Less deferred amounts for issuance premiums	1,382,885	-	(230,481)	1,152,404	-
Total bonds payable	19,332,885	-	(3,704,481)	15,628,404	3,564,000
Notes payable	3,152,328	-	(619,807)	2,532,521	645,041
Deferred system development fees	1,669,453	92,916	-	1,762,369	-
Contracts payable	210,000	-	-	210,000	-
Capital leases	150,385	-	(150,385)	-	-
Accrued claims liability	730,000	-	(128,000)	602,000	247,810
Compensated absences	5,261,904	2,675,681	(2,475,872)	5,461,713	2,551,156
Net OPEB liability	5,831,921	-	(130,786)	5,701,135	-
Net pension liability	51,094,631	5,174,570	-	56,269,201	-
Governmental activity long-term liabilities	$ 87,433,507	$ 7,943,167	$ (7,209,331)	$ 88,167,343	$ 7,008,007
Business-type activities:					
Bonds payable:					
Revenue bonds	$ 16,070,000	$ 5,199,936	$ (7,625,000)	$ 13,644,936	$ 1,862,195
Less deferred amounts for issuance premiums	1,329,607	-	(419,432)	910,175	-
Total bonds payable	17,399,607	5,199,936	(8,044,432)	14,555,111	1,862,195
Contracts payable	478,956	-	(335)	478,621	-
Compensated absences	861,307	751,351	(565,999)	1,046,659	690,045
Net OPEB liability	1,392,797	-	(42,218)	1,350,579	-
Net pension liability	12,540,812	2,618,198	-	15,159,010	-
Business-type activities long-term liabilities	$ 32,673,479	$ 8,569,485	$ (8,652,984)	$ 32,589,980	$ 2,552,240

NOTE J – RECEIVABLES AND PAYABLES WITHIN THE REPORTING ENTITY

Interfund Payables & Receivables

Receivable Fund	Payable Fund	Amount
Sewer	Internal service funds	$ 95,249
Storm Drainage	Internal service funds	136,543
Booth-Kelly	Internal service funds	6,616
Ambulance	Internal service funds	197,981
Total due to/from other funds (different fund types)		$ 436,389

The balances shown above are for services rendered and are generally paid within 30 days.

In an effort to encourage development within the two urban renewal districts, the Springfield Economic Development Agency (SEDA) implemented a program to pay the system development fees on any new commercial or industrial development within the boundaries of the two districts. Additionally, the City has agreed to defer payment from SEDA up to the date the Agency sunsets. That date is not defined and is dependent on the Agency accomplishing its stated goals. The earliest it would reasonably sunset is late 2024. Being a noncash transaction and due to the uncertainty and timing of the payments, authoritative accounting standards indicate that no transaction would need to be recorded (GASB statement No. 34, paragraph 112a(1)). However, due to the size of these deferred payments and impact they would have on affected funds, the City has chosen to recognize a receivable and deferred revenue in the governmental funds statements and a receivable and revenue in the government-wide and proprietary fund statements. For the offsetting liability, a corresponding expense and liability has been recognized in the government-wide statements, however, no expenditure or corresponding liability has been recognized in the governmental funds statements. The details of theses deferred fees are as follows:

Receivable Fund		Amount
Sewer	SEDA Glenwood	$ 498,057
Sewer	SEDA Downtown	134,810
Storm Drainage	SEDA Glenwood	48,218
Storm Drainage	SEDA Downtown	322
Total Advance to/from other funds (different fund types)		681,407

Receivable Fund		Amount
Street Capital	SEDA Glenwood	$ 687,566
Street Capital	SEDA Downtown	302,609
Internal Service Funds	SEDA Glenwood	67,641
Internal Service Funds	SEDA Downtown	21,887
General Fund	SEDA Glenwood	1,233
Building Code	SEDA Glenwood	26
Total due to/from other funds (similar fund types)		$ 1,080,962

NOTE J – RECEIVABLES AND PAYABLES WITHIN THE REPORTING ENTITY - Continued

Interfund Transfers

Fund description	General	Street Capital	Special Revenue Fund	Nonmajor Governmental Funds	Internal Service	Sanitary Sewer	Total Transfers Out
General	$ -	$ -	$ 5,616	$ 645,662	$ 400,000	$ -	$ 1,051,278
Special Revenue	191,452	-	-	-	-	-	191,452
Street Capital	13,646	-	-	-	-	-	13,646
Nonmajor Governmental	459,315	150,000	-	-	-	48,184	657,499
Sanitary Sewer	-	432,165	-	-	-	-	432,165
Storm Drainage	-	432,165	-	-	-	43,227	475,392
Nonmajor Proprietary	73,626	-	-	-	-	-	73,626
Internal Service Funds	335,732	-	-	-	-	-	335,732
Total Transfers In	$ 1,073,771	$ 1,014,330	$ 5,616	$ 645,662	$ 400,000	$ 91,411	$ 3,230,790

Transfers are routinely made for the following purposes:

- To move unrestricted revenues collected in the General Fund to finance various programs and activities accounted for in other funds in accordance with budgetary authorizations.
- To move unrestricted revenues collected in other funds to the General Fund to finance government programs.
- To move revenues appropriated for debt service from the funds collecting the receipts to the debt service fund as debt service payments become due.
- To move revenues from the fund the statute or budget requires to collect them in to the fund the statute or budget requires to expend them.

NOTE K – REBATABLE ARBITRAGE

The City has two general obligation bonds payable. The Series 2016 bond, originally issued for $14,690,000, has no arbitrage liability as of June 30, 2021.

The Series 2019 bond, originally issued for $10,000,000, has a contingent arbitrage liability of $40,471.21 as of June 30, 2021. Arbitrage reporting on this bond is not due until 2024, by which time there may or may not be a liability.

The City has two revenue bonds payable. The Sewer Series 2017 bond, originally issued for $13,610,000 and the Series 2020 Sewer Refunding bond, originally issued for $5,199,936 have no arbitrage liability as of June 30, 2021.

NOTE L – CITY DEFINED BENEFIT PENSION PLAN

Plan Description – The City sponsors a pension plan for Springfield Police Association employees hired before April 1, 1996 (City of Springfield, Oregon Retirement Plan – CRP). CRP is a governmental single-employer plan maintained and operated by the City of Springfield. The plan is closed to new entrants and all participants are fully vested. The CRP covers full-time regular employees covered by the Springfield Police Association, Fire management, and all Police management employees hired before April 1, 1996, and all disability retirees formerly in the Money Purchase Pension Plan. As of June 30, 2021, there were 20 participants in the plan, of which 7 are active employees and 13 are inactive employees or their beneficiaries. The CRP is subject to Oregon PERS "equal to or better than" statutory requirements. PERS completed its latest "equal to or better than" testing in July of 2005. The most recent testing prior to July 2005 was in 1995. The plan does not issue a separate stand-alone report.

City Retirement Plan Benefits

Pension Benefits – The City will contribute, as an employer's contribution to an individual's retirement account, a percentage of pay for all annual covered salary. The current percentage is 12.8% for sworn public safety employees, 10% for police dispatchers and 7% for other union employees. In addition, the City contributes 6% of salaries as employee contributions. The annual interest earnings to be credited to plan participants' accounts remains at a guarantee of 9% for emergency service employees while employed with the City, but includes additional provisions on the withdrawal of individual retirement funds once employment is terminated. Police management employees accepted the same terms and conditions for their participation in the CRP.

Distribution of Benefits – Upon severance of employment of a participant other than by death, a participant's vested account balances shall be distributed to the participant as soon as administratively feasible. Participants who retired prior to June 30, 2006 could elect to leave their account balances in the plan up until the age of 70-1/2 with a 9% interest guarantee. Participants that terminate employment with the City subsequent to June 30, 2006 and have reached the age of 50 may elect to leave their account balances in the plan up until the age of 70-1/2 with a 9% interest guarantee the 1st year, 6% for years 2 and 3, 4% for years 4 and 5, and 0% thereafter. For participants who terminate employment with the City after June 30, 2006 and before the age of 50, the interest guarantee is 9% for the 1st year and 0% thereafter. All distributions must be lump sum.

Death Benefits – Upon the death of a participant, the participant's vested account balances shall be distributed to the participant's beneficiary no later than one year after the date of death.

Disability Benefits – A participant who becomes permanently disabled while employed by the City so that the participant is unable to perform all essential duties will continue to earn credits for service up through the earlier of age 60, death, or the date the participant is no longer disabled. Participant accounts will be distributed at the earlier of age 65 or death.

Contributions – The CRP is funded through a tax-exempt trust that holds assets and funds benefits for the plan. The assets of the CRP are held for the exclusive benefit of participants and beneficiaries under the terms of the plan and cannot be used to pay any benefits or expenses of any other retirement plan or trust. The benefits are funded by employer contributions and earnings from plan investments. The City's Council adopted a formal CRP Funding Policy in 2015 that established a policy to systematically fund the liabilities of the plan on a sound actuarial basis,

NOTE L – CITY DEFINED BENEFIT PENSION PLAN – Continued

taking into account the closed status of the plan. The funding policy may be amended by the City Council at any time for any reason.

The City completes an actuarial study of the CRP as of June 30 every two years. In part, because of the closed membership nature of the plan, the City has implemented a new funding strategy for the CRP. The City now contributes annually to the plan a consistent percentage for all covered salary across all employee groups and an annual single lump sum in each year of the bi-annual cycle. The percentage contribution for all covered salary is now 33.0%. The annual lump sum contribution for the current bi-annual period is $896,000.

Employer contributions for the year ended June 30, 2021 were $1,700,288. The General Fund is the governmental fund that will be used to liquidate the net CRP pension liability.

Pension Assets, Liabilities, Pension Expense, and Deferred Outflows of Resources and Deferred Inflows of Resources Related to Pensions – At June 30, 2021, the City reported a net pension liability of $4,668,400. The net pension liability and fiduciary net position were measured as of June 30, 2021. The total pension liability was determined using actuarial valuation results as of July 1, 2020 rolled forward to June 30, 2021. The following table presents the changes in the net pension liability for the fiscal year ended June 30, 2021:

Changes in Net Pension Liability	Total Pension Liability	Plan Fiduciary Net Position	Net Pension Liability
Balances as of June 30, 2020	$ 31,464,475	$ 22,161,549	$ 9,302,926
Changes for the year:			
Service cost	424,658	-	424,658
Interest on total pension liability	1,648,210	-	1,648,210
Effect of economic/demographic (gains) or losses	(313,972)	-	(313,972)
Effect of assumptions changes or inputs	492,811	-	492,811
Benefit payments	(3,843,362)	(3,843,362)	-
Administrative expenses	-	(78,351)	78,351
Net investment income	-	5,264,296	(5,264,296)
Employer contributions	-	1,700,288	(1,700,288)
Net changes	(1,591,655)	3,042,871	(4,634,526)
Balances as of June 30, 2021	$ 29,872,820	$ 25,204,420	$ 4,668,400

NOTE L – CITY DEFINED BENEFIT PENSION PLAN – Continued

For the year ended June 30, 2021, the City recognized pension expense of $14,437,646 between the City Retirement Plan and PERS, the details of which are presented in the following table:

Pension expense	City Retirement Plan	PERS (Note M)	Total July 1, 2020 to June 30, 2021
Service Cost	$ 424,658	$ 15,228,729	$ 15,653,387
Interest on total pension liability	1,648,210	-	1,648,210
Administrative expenses	78,351	-	78,351
Expected investment return net of investment expenses	(1,052,542)	-	(1,052,542)
Net amortization of employer-specific deferred amounts from:			
Changes in proportionate share	-	40,235	40,235
Differences between employer contributions and proportionate share of system contributions	-	(688,394)	(688,394)
Recognition of Deferred (Inflows)/Outflows of Resources:			
Recognition of economic/demographic (gains) losses	(410,861)	-	(410,861)
Recognition of assumption changes or inputs	433,386	-	433,386
Recognition of investment (gains) losses	(1,264,126)	-	(1,264,126)
Pension Expense	$ (142,924)	$ 14,580,570	$ 14,437,646

At June 30, 2021, the City reported deferred outflows of resources related to pensions from the following sources:

Deferred Inflows/Outflows of Resources	Deferred Inflows of Resources	Deferred Outflows of Resources
Differences between expected and actual experience	$ (410,190)	$ -
Changes of assumptions or inputs	-	731,121
Net difference between projected and actual earnings	(3,570,509)	-
Total	$ (3,980,699)	$ 731,121

The $3,249,578 net deferred inflows/outflows of resources related to pensions will be recognized as pension expense as follows:

Year Ending June 30,	Amount
2022	$ (804,688)
2023	(797,368)
2024	(805,172)
2025	(842,350)
2026	-
Thereafter	-
Total	$ (3,249,578)

NOTE L – CITY DEFINED BENEFIT PENSION PLAN – Continued

Actuarial Valuations – The total pension liability in the July 1, 2020 actuarial valuation rolled forward to June 30, 2021 was determined using the following actuarial assumptions:

Actuarial Valuation Assumptions	
Valuation date	June 30, 2020 rolled forward to June 30, 2021.
Actuarial cost method	Individual entry age normal, level percentage of base salary
Amortization method	Fixed amortization period of 16 years starting July 1, 2020, with payments calculated in level dollar installments.
Asset valuation method	Five-year smoothing of market value investment gains and losses, with the resulting smoothed asset value within 10% of market value.
Actuarial assumptions:	
Investment rate of return	5.00%
Projected salary increases	3.0% per year for wage inflation with merit increases
Administrative expenses	$50,000 per year
Mortality	None assumed

Discount Rate – The Plan's fiduciary net position plus anticipated future contributions in adherence with the funding policy is projected to be available to make all projected future benefit payments of current active and inactive employees. Therefore, the discount rate for calculating the total pension liability is equal to the long-term expected rate of return of 5.0%.

Sensitivity of the City's proportionate share of the net pension liability to changes in the discount rate – The following presents the City's proportionate share of the net pension liability calculated using the discount rate of 5.0%, as well as what the City's proportionate share of the net pension liability would be if it were calculated using a discount rate that is 1-percentage-point lower (4.0%) or 1-percentage-point higher (6.0%) than the current rate:

Sensitivity

	1% Decrease (4.00%)	Current Discount Rate (5.00%)	1% Increase (6.00%)
Total pension liability	$ 31,217,862	$ 29,872,820	$ 29,027,737
Fiduciary net position	25,204,420	25,204,420	25,204,420
Net pension liability	$ 6,013,442	$ 4,668,400	$ 3,823,317

Long-Term Expected Rate of Return – To help select the long-term expected rate of return assumption, the plan's actuary, Milliman Inc, reviewed the plan's asset allocation as of the most recent July 1, 2020 valuation date. The table below shows Milliman's assumptions for the general asset classes in which the plan was invested at that

NOTE L – CITY DEFINED BENEFIT PENSION PLAN – Continued

time. Each asset class return assumption is based on a consistent set of underlying assumptions, and includes adjustment for the inflation assumption. These assumptions are not based on historical returns, but instead are based on a forward-looking capital market economic model.

Asset Class	Allocation	Compound Annual Return (20-Year Geometric)
Cash	3.3%	1.82%
Core Fixed Income	35.8%	2.65%
Broad US Equities	7.8%	5.59%
Large Cap US Equities	25.0%	5.55%
Small Cap US Equities	12.8%	5.85%
Developed Economy Foreign Equities	12.4%	6.62%
Emerging Markets Equity	2.9%	7.40%
Assumed Inflation – Mean		2.20%

NOTE M – PERS DEFINED BENEFIT PENSION PLAN

Plan Description – Qualifying employees of the city, consisting of police public safety personnel – covered by the Springfield Police Association (SPA) – and fire public safety personnel, hired on or after April 1, 1996, as well as all general service personnel beginning April 1, 2002, are provided pensions through the Oregon Public Employees Retirement System (OPERS). These pensions are part of a cost-sharing multiple-employer defined benefit plan administered and managed by the Public Employees Retirement System Board. All related benefits were established by the legislature pursuant to ORS Chapters 238 and 238A. OPERS issues a publicly available Comprehensive Annual Financial Report and Actuarial Valuation that can be obtained at http://www.oregon.gov/pers/Pages/Financials/Actuarial-Financial-Information.aspx, or by calling (888) 320-7377, or by writing the Oregon Public Employees Retirement System at PO Box 23700, Tigard, Oregon 97281-3700.

Tier One/Tier Two Plan Benefits

Pension Benefits – This pension program (ORS Chapter 238A) is closed to new members hired on or after August 29, 2003. The PERS retirement allowance is payable monthly for life. It may be selected from 13 retirement benefit options. These options include survivorship benefits and lump-sum refunds. The basic benefit is based on years of service and final average salary. A percentage (2% for police and fire employees, 1.67% for general service employees) is multiplied by the number of years of service and the final average salary.

A member is considered vested and will be eligible at minimum retirement age for a service retirement allowance if he or she has had a contribution in each of five calendar years or has reached at least 50 years of age before ceasing employment with a participating employer (age 45 for police and fire). General Service members may retire after

NOTE M – PERS DEFINED BENEFIT PENSION PLAN – Continued

reaching age 55. Police and fire members are eligible after reaching age 50. Tier One general service member benefits are reduced if retirement occurs prior to age 58 with fewer than 30 years of service. Police and fire member benefits are reduced if retirement occurs prior to age 55 with fewer than 25 years of service. Tier Two members are eligible for full benefits at age 60.

Death Benefits – Upon the death of a non-retired member, the beneficiary receives a lump-sum refund of the member's account balance (accumulated contributions and interest). In addition, the beneficiary will receive a lump-sum payment from employer funds equal to the account balance, provided one or more of the following conditions are met:

- the member was employed by a PERS employer at the time of death,
- the member died within 120 days after termination of PERS-covered employment,
- the member died as a result of injury sustained while employed in a PERS-covered job, or
- the member was on an official leave of absence from a PERS-covered job at the time of death.

Disability Benefits – A member with 10 or more years of creditable service who becomes disabled from other than duty-connected causes may receive a non-duty disability benefit. A disability resulting from a job-incurred injury or illness qualifies a member (including PERS judge members) for disability benefits regardless of the length of PERS-covered service. Upon qualifying for either a non-duty or duty disability, service time is computed to age 58 (55 for police and fire members) when determining the monthly benefit.

Benefit Changes After Retirement – Members may choose to continue participation in a variable equities investment account after retiring and may experience annual benefit fluctuations due to changes in the market value of equity investments. Under ORS 238.360 monthly benefits may change annually through cost-of-living adjustments (COLA). Under current law, the COLA is capped at 2.0%.

OPSRP Plan Benefits

Pension Benefits **–** This Pension Program (ORS Chapter 238A) provides benefits to members hired on or after August 29, 2003. This portion of OPSRP provides a life pension funded by employer contributions. Benefits are calculated with a formula for members who attain normal retirement age; for Police and Fire, age 60 or 53 with 25 years of retirement credit, 1.8% is multiplied by the number of years of service and the final average salary; for General Service, age 65 or 58 with 30 years of retirement credit, 1.5% is multiplied by the number of years of service and the final average salary.

To be classified as a police and fire member, the individual must have been employed continuously as a police and fire member for at least five years immediately preceding retirement. A member of the OPSRP Pension Program becomes vested on the earliest of the following dates: the date the member completes 600 hours of service in each of five calendar years, the date the member reaches normal retirement age, and, if the pension program is terminated, the date on which termination becomes effective.

NOTE M – PERS DEFINED BENEFIT PENSION PLAN – Continued

Death Benefits – Upon the death of a non-retired member, the spouse – or other person who is constitutionally required to be treated in the same manner as the spouse – receives, for life, 50% of the pension that would otherwise have been paid to the deceased member. The surviving spouse, or other person may elect to delay payment of the death benefit, but payment must commence no later than December 31 of the calendar year in which the member would have reached 70 ½ years.

Disability Benefits – A member who has accrued 10 or more years of retirement credits before the member becomes disabled, or a member who becomes disabled due to job-related injury, shall receive a disability benefit of 45% of the member's salary determined by the last full month of employment before the disability occurred.

Benefit Changes After Retirement – Under ORS 238A.210, post retirement monthly benefits will change annually through cost-of-living adjustments. Under current law, the cap on the COLA in fiscal year 2018 and beyond will vary based on 1.25% on the first $60,000 of annual benefit and 0.15% on annual benefits above $60,000.

Contributions – PERS funding policy provides for monthly employer contributions at actuarially determined rates. These contributions, expressed as a percentage of covered payroll, are intended to accumulate sufficient assets to pay benefits when due. This funding policy applies to the PERS Defined Benefit Plan and Other Postemployment Benefit Plans.

Employer contribution rates during the period were based on the December 31, 2017 actuarial valuation. The City contribution rates in effect for the fiscal year ended June 30, 2021 were 21.59% for Tier One/Tier Two covered members, 17.30% for OPSRP Pension Program Police and Fire Members, and 12.67% for OPSRP Pension Program General Service Members.

Employer contributions for the year ended June 30, 2021 were $5,878,193. The General Fund is the governmental fund that will be primarily used to liquidate the net PERS pension liability based on the high level of staffing that is funded from this fund.

Pension Assets, Liabilities, Pension Expense, and Deferred Outflows of Resources and Deferred Inflows of Resources Related to Pensions – At June 30, 2021, the City reported a liability of $66,759,811 for its proportionate share of the net pension liability. The net pension liability was measured as of June 30, 2020, and the total pension liability used to calculate the net pension liability was determined by an actuarial valuation as of December 31, 2018 rolled forward to June 30, 2020. The City's proportion of the net pension liability was based on a projection of the City's long-term share of contributions to the pension plan relative to the projected contributions of all participating entities, actuarially determined. At June 30, 2020, the City's proportion was 0.3059%, which was changed from 0.3141% measured as of June 30, 2019.

For the year ended June 30, 2021, the City recognized pension expense of $14,580,570. At June 30, 2021, the City reported deferred outflows of resources and deferred inflows of resources related to pensions from the following sources:

NOTE M – PERS DEFINED BENEFIT PENSION PLAN – Continued

	Deferred Outflows of Resources	Deferred Inflows of Resources
Differences between expected and actual experience	$ 2,938,239	$ -
Changes of assumptions	3,582,788	(125,533)
Net difference between projected and actual earnings of pension plan investments	7,850,086	-
Changes in proportion and differences between employer contributions and proportionate share of contributions	1,281,507	(1,225,561)
Differences between employer contributions and employer's proportionate share of system contributions	-	(2,111,054)
Total (prior to post measurement date contributions)	15,652,620	(3,462,148)
Contributions subsequent to the measurement date	5,878,193	-
Total Deferred Outflow/Inflow of Resources	$ 21,530,813	$ (3,462,148)

The $5,878,193 reported as deferred outflows of resources related to pensions resulting from City contributions subsequent to the measurement date will be recognized as a reduction of the net pension liability in the year ended June 30, 2022. Other amounts reported as deferred outflows of resources and deferred inflows of resources related to pensions will be recognized in pension expense as follows:

Year Ending June 30,	
2022	$ 2,780,403
2023	3,741,139
2024	3,487,902
2025	2,272,279
2026	(91,251)
Total	$ 12,190,472

Actuarial Valuations – The employer contribution rates effective July 1, 2019, through June 30, 2021, were set using the entry age normal actuarial cost method. Under this cost method, each active member's entry age present value of projected benefits is allocated over the member's service from their date of entry until their assumed date of exit, taking into consideration expected future compensation increases.

The total pension liability in the December 31, 2018 actuarial valuation was determined using the following actuarial assumptions:

NOTE M – PERS DEFINED BENEFIT PENSION PLAN – Continued

Actuarial Assumptions	
Valuation Date	December 31, 2018
Measurement Date	June 30, 2020
Experience Study Report	2018, published July 24, 2019
Actuarial cost method	Entry Age Normal
Actuarial assumptions:	
Inflation rate	2.50 percent
Long-term expected rate of return	7.20 percent
Discount rate	7.20 percent
Projected salary increases	3.50 percent
Cost of living adjustments (COLA)	Blend of 2.00% COLA and graded COLA (1.25%/0.15%) in accordance with *Moro* decision: Blend based on service.
Mortality	Healthy retirees and beneficiaries: Pub-2010 Healthy retiree, sex-distinct, generational with Unisex, Social Security Data Scale, with job category adjustments and set-backs as described in the valuation.
	Active members: Pub-2010 Employee, sex-distinct, generational with Unisex, Social Security Data Scale, with job category adjustments and set-backs as described in the valuation.
	Disabled Retirees: Pub-2010 Disabled retirees, sex-distinct, generational with Unisex, Social Security Data Scale, with job cagegory adjustments and set-backs as described in the valuation.

The actuarial valuation calculations are based on the benefit provided under the terms of the plan in effect at the time of each valuation and on the pattern of sharing of costs between the employer and plan members. Experience studies are performed as of December 31 of even numbered years. The methods and assumptions shown above are based on the 2018 Experience Study which reviewed experience for the four-year period ending on December 31, 2018.

Discount Rate – The discount rate used to measure the total pension liability was 7.20% for the Defined Benefit Pension Plan. The projection of cash flows used to determine the discount rate assumed that contributions from plan members and those of the contributing employers are made at the contractually required rates, as actuarially determined. Based on those assumptions, the pension plan's fiduciary net position was projected to be available to make all projected future benefit payments of current plan members. Therefore, the long-term expected rate of return on pension plan investments for the Defined Benefit Pension Plan was applied to all periods of projected benefit payments to determine the total pension liability.

NOTE M – PERS DEFINED BENEFIT PENSION PLAN – Continued

Depletion Date Projection – GASB Statement No. 68 generally requires that a blended discount rate be used to measure the Total Pension Liability (the Actuarial Accrued Liability calculated using the Individual Entry Age Normal Cost Method). The long-term expected return on plan investments may be used to discount liabilities to the extent that the plan's Fiduciary Net Position (fair market value of assets) is projected to cover benefit payments and administrative expenses. A 20-year high quality (AA/Aa or higher) municipal bond rate must be used for periods where the Fiduciary Net Position is not projected to cover benefit payments and administrative expenses.

Sensitivity of the City's proportionate share of the net pension liability to changes in the discount rate – The following presents the City's proportionate share of the net pension liability (asset) calculated using the discount rate of 7.20%, as well as what the City's proportionate share of the net pension liability (asset) would be if it were calculated using a discount rate that is 1-percentage-point lower (6.20%) or 1-percentage-point higher (8.20%) than the current rate:

	1 % Decrease (6.20%)	Current Discount Rate (7.20%)	1 % Increase (8.20%)
City's proportionate share of the net pension liability (asset)	$99,132,806	$66,759,811	$39,613,554

Long-Term Expected Rate of Return – To develop an analytical basis for the selection of the long-term expected rate of return assumption, in July 2018 the PERS Board reviewed long-term assumptions developed by both Milliman's capital market assumptions team and the Oregon Investment Council's (OIC) investment advisors. The following table shows Milliman's assumptions for each of the asset classes in which the plan was invested at that time based on the OIC long-term target asset allocation. The OIC's description of each asset class was used to map the target allocation to the asset classes shown below. Each asset class assumption is based on a consistent set of underlying assumptions, and includes adjustment for the inflation assumption. These assumptions are not based on historical returns, but instead are based on a forward-looking capital market economic model.

NOTE M – PERS DEFINED BENEFIT PENSION PLAN – Continued

Asset Class	Target	20-Year Annuallized (Geometric) Mean
Core Fixed Income	9.60 %	4.07 %
Short-Term Bonds	9.60	3.68
Bank/Leveraged Loans	3.60	5.19
High Yield Bonds	1.20	5.74
Large/Mid Cap US Equities	16.17	6.30
Small Cap US Equities	1.35	6.68
Micro Cap US Equities	1.35	6.79
Developed Foreign Equities	13.48	6.91
Emerging Market Equities	4.24	7.69
Non-US Small Cap Equities	1.93	7.25
Private Equity	17.50	8.33
Real Estate (Property)	10.00	5.55
Real Estate (REITS)	2.50	6.69
Hedge Fund of Funds - Diversified	1.50	4.06
Hedge Fund - Event-driven	0.38	5.59
Timber	1.13	5.61
Farmland	1.13	6.12
Infrastructure	2.25	6.67
Commodities	1.13	3.79
Assumed Inflation - Mean		2.50 %

Pension plan fiduciary net position – Detailed information about the pension plan's fiduciary net position is available in the separately issued OPERS financial report. The effect of OPERS on the City's net position has been determined on the same basis used by OPERS.

NOTE N – PERS DEFINED CONTRIBUTION PENSION PLAN

Plan Description – OPSRP Individual Account Program (IAP) is a defined contribution pension plan for Tier One/Tier Two and OPSRP plan members. All benefits of the system are established by the legislature pursuant to ORS Chapters 238 and 238A.

Plan Benefits – An IAP member becomes vested on the date the employee account is established or on the date the rollover account was established. If the employer makes optional employer contributions for a member, the member becomes vested on the earliest of the following dates: the date the member completes 600 hours of service in each

NOTE N – PERS DEFINED CONTRIBUTION PENSION PLAN – Continued

of five calendar years, the date the member reaches normal retirement age, the date the IAP is terminated, the date the active member becomes disabled, or the date the active member dies.

Upon retirement, a member of the OPSRP IAP may receive the amounts in his or her employee account, rollover account, and vested employer account as a lump-sum payment or in equal installments over a 5-, 10-, 15-, or 20-year period or anticipated life span option. Each distribution option has a $200 minimum distribution limit.

Death Benefits – Upon the death of a non-retired member, the beneficiary receives in a lump sum the member's account balance, rollover account balance, and vested employer optional contribution account balance. If a retired member dies before the installment payments are completed, the beneficiary may receive the remaining installment payments or choose a lump-sum payment.

Recordkeeping – PERS contracts with VOYA Financial to maintain IAP participant records.

Contributions – State statute requires that covered employees contribute 6% of their covered salary to the IAP plan effective January 1, 2004. Statute allows that the employer may elect to pay any or all of the employee's required IAP contributions.

The City has elected to pay all of the employees' required IAP contribution, except for employees who are members of the City's International Association of Fire Fighters (IAFF) union, which elected to pay the required employee contribution.

For the fiscal year ending June 30, 2021, the City's contribution to the IAP plan was $1,508,712.

NOTE O – OTHER POSTEMPLOYMENT BENEFITS

The other postemployment benefits (OPEB) for the City combines two separate plans. The City provides an implicit rate subsidy for retiree medical insurance premiums, and a contribution to the State of Oregon's PERS cost-sharing multiple-employer defined health insurance benefit plan.

Financial Statement Presentation

The City's two OPEB plans are presented in the aggregate on the Statement of Net Position. The amounts on the financial statements relate to the plans as follows:

NOTE O – OTHER POSTEMPLOYMENT BENEFITS – Continued

	Implicit Rate Subsidy Plan	RHIA Cost Sharing Plan	Total Reported
OPEB Liability	$ (7,051,714)	$ -	$ (7,051,714)
OPEB Asset	-	398,376	398,376
Deferred Outflows of Resources			
Difference in expected and actual experience	398,151	44,303	442,454
Changes of assumptions	178,204	-	178,204
Changes in proportionate share	-	105,210	105,210
Contributions after the measurement date	324,876	12,434	337,310
Deferred Inflows of Resources			
Difference in expected and actual experience	-	(40,726)	(40,726)
Changes of assumptions	(1,893,699)	(21,176)	(1,914,875)
Change in proportionate share	-	(2,860)	(2,860)
OPEB Expense	467,856	(10,894)	456,962

IMPLICIT RATE SUBSIDY PLAN

Plan Description

Plan Description - The City administers a single-employer defined benefit healthcare plan as established through negotiations between the City and collective bargaining units. The healthcare plan provides post-retirement medical, dental, and vision coverage for eligible retirees, spouses, and dependents. The following groups are eligible: Non-Medicare eligible regular retirees, disability retirees, Non-Medicare eligible early retirees eligible for pension under a City Plan or OPERS with at least 5 years of benefited service at the City, and Non-Medicare eligible early retirees whose age plus years of service equal 70 or greater at their time of retirement. At June 30, 2021, 32 qualified retirees are eligible to receive this benefit. The retiree is responsible for the full premium as established by the City for all participants of the plan less a subsidy of $115 per month provided by the City. The City treats this subsidy as a single-employer, defined benefit OPEB plan administered by the City only to satisfy the accounting and financial reporting requirements of GASB 75, and a separate financial report is not issued. The total cost of providing this subsidy for the fiscal year ended June 30, 2021 was $41,303.

The City also provides disability retirement contributions for employees who cease working because of a permanent disability. The following groups are eligible: employees, who at the time of disability retirement were covered under the City Retirement Plan, and employees, who at the time of disability retirement were covered under the Money Purchase Pension Plan. The authority for this coverage is in the pension plan documents. All of the disability retirees are members of the City Retirement Plan.

For these employees, the amount of the pension contribution is either 7%, 8%, or 9% of the employee's last monthly salary, depending on what the employee's contribution rate was before retirement. At June 30, 2021, there were no employees receiving this benefit.

NOTE O – OTHER POSTEMPLOYMENT BENEFITS – Continued

Total OPEB Liability, OPEB Expense, and Deferred Outflows of Resources and Deferred Inflows of Resources Related to OPEB - The City's total OPEB liability of $7,051,714 was measured as of June 30, 2020, and was determined by an actuarial valuation as of July 1, 2020 (plan details outlined in the next page).

For the fiscal year ended June 30, 2021, the City recognized OPEB expense from this plan of $467,856. At June 30, 2021, the City reported deferred outflows of resources and deferred inflows of resources related to this OPEB plan from the following sources:

	Deferred Inflows of Resources	Deferred Outflows of Resources	Net Deferred (Inflows)/Outflows of Resources
Difference in expected and actual experience	$ -	$ 398,151	$ 398,151
Changes of assumptions or inputs	(1,893,699)	178,204	(1,715,495)
Contributions made subsequent to measurement date	-	324,876	324,876
	$ (1,893,699)	$ 901,231	$ (992,468)

Deferred outflows of resources related to OPEB of $324,876 resulting from the City's contributions subsequent to the measurement date will be recognized as a reduction of the total OPEB liability in the year ending June 30, 2022. Other amounts reported as deferred inflows of resources related to OPEB will be recognized in OPEB expense as follows:

Year Ended June 30:	Annual Recognition
2022	$ (208,607)
2023	(208,607)
2024	(208,607)
2025	(208,607)
2026	(203,037)
Thereafter	(279,879)
Total	$ (1,317,344)

Actuarial Assumptions and Other Inputs - The total OPEB liability in the July 1, 2020 valuation was determined using the following actuarial assumptions and other inputs, applied to all periods included in the measurement, unless otherwise specified:

NOTE O – OTHER POSTEMPLOYMENT BENEFITS – Continued

Valuation date	July 1, 2020
Measurement Date	June 30, 2020
Discount rate	2.21%
Inflation	2.50%
Salary Increases	3.50%
Withdrawal, retirement, and mortality rates	December 31, 2019 Oregon PERS valuation and July 1, 2020 Springfield Retirement Plan valuation
Election and Lapse Rates	60% of members eligible for the explicit employer-paid benefit. 35% of other eligible employees. 60% of male members and 35% of female members will elect spouse coverage. 5% annual lapse rate
Actuarial cost method	Entry Age Normal

Changes in the Total OPEB Liability (Implicit Rate Subsidy Plan)

Balance as of June 30, 2020	$	7,224,719
Changes for the year:		
Service cost		414,080
Interest on total OPEB liability		262,383
Effect of economic/demographic gains or losses		326,881
Effect of assumptions changes or inputs		(892,059)
Benefit payments		(284,290)
Balance as of June 30, 2021	$	7,051,714

Sensitivity of the Total OPEB Liability - The following presents the total OPEB liability of the Plan, calculated using the discount rate of 2.21%, as well as what the Plan's total OPEB liability would be if it were calculated using a discount rate that is 1 percentage point lower (1.21%) or 1 percentage point higher (3.21%) than the current rate. A similar sensitivity analysis is then presented for changes in the healthcare cost trend assumption.

NOTE O – OTHER POSTEMPLOYMENT BENEFITS – Continued

	1% Decrease	Current Discount Rate	1% Increase
Total OPEB liability	$ 7,620,438	$ 7,051,714	$ 6,518,486

	1% Decrease	Current Trend Rate	1% Increase
Total OPEB liability	$ 6,314,172	$ 7,051,714	$ 7,920,495

PERS RETIREMENT HEALTH INSURANCE ACCOUNT (RHIA)

Plan Description - The City contributes to the Oregon Public Employees Retirement System' (PERS) Retiree Health Insurance Account (RHIA), a cost-sharing multiple-employer defined benefit post-employment healthcare plan administered by the Public Employees Retirement Board (PERB). The authority to establish and amend the benefit provisions of the plan rests with the Oregon Legislature. The plan, which was established under ORS 238.420, provides a payment of up to $60 per month towards the costs of health insurance for eligible PERS retirees. RHIA post-employment benefits are set by state statue. A comprehensive annual financial report of the funds administered by the PERB may be obtained by writing to Oregon Public Employees Retirement System at PO Box 23700, Tigard, Oregon 97281-3700, by calling (888) 320-7377, or by accessing the PERS website at http://www.oregon.gov/PERS/.

Funding Policy and contributions - Participating employers are contractually required to contribute at a rate assessed bi-annually by the PERB, currently 0.06% of annual covered payroll for PERS Plan members, and 0.0% for OPSRP Plan members. The PERB sets the employer contribution rate based on an amount actuarially determined in accordance with the parameters of GASB Statement No. 75. The level of funding that, if paid on an ongoing basis, is projected to cover the normal cost each year and amortize any actuarial liabilities of the plan over a period not to exceed five years. The City's total for the year ended June 30, 2021 contributions was $12,134.

OPEB Liabilities, OPEB Expense, and Deferred Outflows of Resources and Deferred Inflow of Resources Related to OPEB - For the employer cost-sharing plan, the OPEB liability was based on the employer's share of covered payroll in the OPEB plan relative to the covered payroll of all participating OPEB employers. At June 30, 2021, the City's proportion was 0.1955%, which was a decrease from its proportion of 0.2985% at the prior measurement date.

For the year ended June 30, 2021, the City recognized deferred outflows of resources and deferred inflows of resources in the amount of $161,947 and $64,762. For the year ended June 30, 2021, the City recognized OPEB income of $10,894 for this plan.

NOTE O – OTHER POSTEMPLOYMENT BENEFITS – Continued

	Deferred Inflows of Resources	Deferred Outflows of Resources	Net Deferred (Inflows)/Outflows of Resources
Differences in expected and actual experience	$ (40,726)	$ -	$ (40,726)
Changes of assumptions	(21,176)	-	(21,176)
Net difference between projected and actual earnings	-	44,303	44,303
Changes in proportionate share	(2,860)	105,210	102,350
Subtotal	(64,762)	149,513	84,751
Contributions subsequent to the measurement date	-	12,434	12,434
Total	$ (64,762)	$ 161,947	$ 97,185

Other amounts reported as deferred inflows related to the Oregon's PERS cost-sharing plan will be recognized in OPEB expense as follows:

Year Ended June 30:	Annual Recognition
2022	$ 13,149
2023	41,251
2024	16,377
2025	13,974
2026	-
Thereafter	-
Total	$ 84,751

Change in Net OPEB Liability (RHIA)

Oregon Public Employees Retirement System Cost-sharing Plan	2021
Net OPEB Liability:	
Difference between expected and actual experience	$ (40,726)
Changes in assumptions	(21,176)
Net difference between projected and actual earnings	44,303
Change in proportionate share	194,489
OPEB income	(10,894)
Benefit payments	12,434
Net changes in OPEB liability	178,430
Net OPEB liability (asset) - beginning	(576,806)
Net OPEB liability (asset) - ending	$ (398,376)
City's proportionate share at measurement date	0.19551218%
City's covered employee payroll	$ 34,220,410
City's proportionate share of the net OPEB liability (asset) as a percentage of its covered payroll	-1.2%

NOTE O – OTHER POSTEMPLOYMENT BENEFITS – Continued

Discount Rate - The discount rate used to measure the net OPEB liability for the RHIA Plan was 7.20%. The projection of cash flows used to determine the discount rate assumed that the contributions from plan members and those contributing employers are made at the contractually required rates, as actuarially determined. Based on those assumptions, the RHIA plan's fiduciary net position was projected to be available to make all projected future benefit payments. Therefore, the long term expected rate of return on pension plan investments for the RHIA Plan was applied to all periods of projected benefit payments to determine the net OPEB liability.

Sensitivity of the Net OPEB Liability to Changes in the Discount Rate - The following presents the City's proportionate share of the net OPEB liability (asset) calculated using the discount rate of 7.20%, as well as what the City's proportionate share of the net OPEB liability (asset) would be if it were calculated using a discount rate that is 1-percentage-point lower (6.20%) or 1-percentage-point higher (8.20%) than the current rate:

	1% Decrease (6.20%)	Current Discount Rate (7.20%)	1% Increase (8.20%)
Net OPEB Liability (Asset)	$ (321,622)	$ (398,376)	$ (464,004)

Actuarial Methods and Assumptions - All actuarial methods and assumptions are consistent with those disclosed for the OPERS Pension Plan. See Note M for additional information on assumptions and methods, the Long-Term Expected Rate of Return, and the Discount Rate.

NOTE P – COMMITMENTS AND CONTINGENCIES

At June 30, 2021, the City was obligated under incomplete construction contracts in the amount of $3,200,772.

The Sick Leave Reserve Program allows AFSCME, SEIU and Non-Union employees to join annually for a calendar year of coverage during open enrollment by contributing hours from their accrued sick leave or PTO bank. The number of hours required to join is based on the employee's FTE and is pro-rated for mid-year hires who elect to join the program for the remainder of the calendar year at hire. Employees may draw from the reserve bank under certain circumstances as defined in the policy. Prior to drawing, employees must exhaust all their own leave accruals first. At June 30, 2021, the Sick Leave Reserve Program bank contained 8,247 hours. The value of these hours is not included in the liability for compensated absences because there is no estimate of the number of hours that will be used.

NOTE Q – CONSTITUTIONAL PROPERTY TAX LIMITATION

The State of Oregon has a constitutional limit on property taxes for governmental operations. The limitation specifies a maximum rate for local government operations of $10.00 per $1,000 of assessed value.

In May 1997, the voters approved a citizen initiative (Measure 50) that rolls back assessed property values to 90 percent of their 1995-96 real market value amount and limits future increases to 3 percent per year, except for major improvements. Under Measure 50, voters may approve new local initiatives provided a majority approves at either a general election in an even numbered year, or at any other election in which at least 50 percent of registered voters cast a ballot. This double majority requirement for local initiatives is no longer required as a result of the passage of statewide measure 56, passed on November 4, 2008.

NOTE R – TAX ABATEMENT

As of June 30, 2021, the City of Springfield provided tax abatements through the Enterprise Zone and Low Income Rental Housing Programs. In previous years, tax abatements were also provided under the Vertical Housing Program (ORS 307.841 – 307.867), however these abatements/exemptions expired in the 2017-2018 tax year.

Enterprise Zone (ORS 285C.175)

The purpose of the Enterprise Zone program is to stimulate and protect economic success by providing tax incentives for employment, business, industry and commerce and by providing adequate levels of complementary assistance to community strategies for such interrelated goals as environmental protection, growth management and efficient infrastructure. To be an eligible business firm, a business firm must be engaged, or proposing to engage, within the enterprise zone, in the business of providing goods, products or services to businesses or other organizations through activities including, but not limited to, manufacturing, assembly, fabrication, processing, shipping or storage. Qualified real and personal property owned or leased and newly placed into service by a qualified business in an enterprise zone is exempt from property tax for three years. The exemption period may be increased to a total of four or five consecutive years. For the basic, three-year enterprise zone exemption period, the business needs to:

- Increase full-time, permanent employment of the firm inside the enterprise zone by the greater of one new job or 10% (or less with special-case local sponsor waivers);
- Generally have no concurrent job losses outside the zone boundary inside Oregon;
- Maintain minimum employment level during the exemption period;
- Enter into a first-source agreement with local job training providers; and
- Satisfy any additional local condition that has been established (only) in an urban zone.

Low Income Rental Housing (ORS 307.517)

Low Income Rental Housing property, or a portion of the property, qualifies for this exemption if it is offered for rent or held for the purpose of developing low income rental housing for a period not exceeding a reasonable maximum period, if any, adopted by the governing body. The property, if occupied, must be occupied solely by low income persons; the required rent payment reflects the full value of the property tax exemption; the exemption

NOTE R – TAX ABATEMENT – Continued

has been approved as provided in ORS 307-523, pursuant to an application filed before July 1, 2030; the housing units on the property were constructed after the local governing body adopted the provisions of ORS 307.515 to 307.523 and the information disclosed on the application filed pursuant to ORS 307.521 meets any other criteria adopted by the governing body.

For the fiscal year ended June 30, 2021, the City of Springfield abated taxes totaling $1,423,414 under the Enterprise Zone program.

Tax Abatement Program	Amount of Taxes Abated during the Fiscal Year
Enterprise Zone	$ 1,420,609
Housing for Low Income Rental	2,805
	$ 1,423,414

NOTE S – SUBSEQUENT EVENTS

In October of 2021, per the loan agreement, the interest rate was adjusted on the 2016 SEDA Note Payable. The original interest rate was 3.08% and the adjusted interest rate is 2.34%.

Required Supplementary Information

City of Springfield, Oregon

SCHEDULE OF REVENUES, EXPENDITURES AND CHANGES IN FUND BALANCE
(NONGAAP BUDGETARY BASIS) - BUDGET AND ACTUAL
GENERAL FUND
Year Ended June 30, 2021

	Original Budget	Revised Budget	Actual	Variance	Adjustments to Budget Basis Actual	GAAP Basis Actual
Revenues:						
Taxes	$ 23,039,234	$ 23,039,234	$ 23,171,809	$ 132,575	$ -	$ 23,171,809
Licenses, permits and fees	2,890,888	2,890,888	2,945,851	54,963	-	2,945,851
Intergovernmental revenue	4,863,961	5,319,075	5,992,936	673,861	-	5,992,936
Charges for services	6,305,580	6,364,880	6,517,508	152,628	-	6,517,508
Fines and forfeitures	1,613,000	1,613,000	1,289,694	(323,306)	-	1,289,694
Investment earnings	307,000	307,000	90,959	(216,041)	(1,562)	89,397
Miscellaneous revenue	340,000	340,000	776,785	436,785	1,410	778,195
Total revenues	39,359,663	39,874,077	40,785,542	911,465	(152)	40,785,390
Expenditures:						
Current operating:						
City manager's office	1,552,858	1,645,588	1,473,741	171,847	1,481	1,475,222
Legal and judicial services	740,916	742,916	741,325	1,591	-	741,325
Human resources	657,730	657,730	624,410	33,320	-	624,410
Finance	2,348,379	2,348,379	2,240,960	107,419	-	2,240,960
Information technology	1,976,896	1,976,896	1,921,776	55,120	204,303	2,126,079
Fire and life safety	11,973,034	12,778,834	12,686,131	92,703	3,491	12,689,622
Police	16,152,892	16,152,892	15,665,164	487,728	40,282	15,705,446
Library	1,702,509	1,717,606	1,704,318	13,288	-	1,704,318
Development and public works	2,709,832	2,965,793	2,886,551	79,242	133,149	3,019,700
Contingency	1,000,000	386,353	-	386,353	-	-
Total expenditures	40,815,046	41,372,987	39,944,376	1,428,611	382,706	40,327,082
Excess of revenues over (under) expenditures	(1,455,383)	(1,498,910)	841,166	2,340,076	(382,858)	458,308
Other financing sources (uses):						
Interfund loan	2,175,000	2,175,000	2,175,000	-	(2,175,000)	-
Transfers in	1,062,300	1,062,300	738,039	(324,261)	335,732	1,073,771
Transfers out	(1,010,062)	(1,051,278)	(1,051,278)	-	-	(1,051,278)
Total other financing sources (uses)	2,227,238	2,186,022	1,861,761	(324,261)	(1,839,268)	22,493
Net change in fund balance	771,855	687,112	2,702,927	2,015,815	(2,222,126)	480,801
Fund balance, beginning of year	8,059,126	8,850,288	8,850,288	-	2,191,735	11,042,023
Fund balance, end of year	$ 8,830,981	$ 9,537,400	$ 11,553,215	$ 2,015,815	$ (30,391)	$ 11,522,824

City of Springfield, Oregon

SCHEDULE OF REVENUES, EXPENDITURES AND CHANGES IN FUND BALANCE
(NONGAAP BUDGETARY BASIS) - BUDGET AND ACTUAL
SPECIAL REVENUE FUND
Year Ended June 30, 2021

	Original Budget	Revised Budget	Actual	Variance	Adjustments to Budget Basis Actual	GAAP Basis Actual
Revenues:						
Licenses, permits and fees	$ 100,000	$ 100,000	$ 140,800	$ 40,800	$ -	$ 140,800
Intergovernmental revenue	219,000	2,049,922	8,227,984	6,178,062	(6,978,111)	1,249,873
Fines and forfeitures	-	-	23,237	23,237	-	23,237
Investment earnings	-	-	1,722	1,722	-	1,722
Miscellaneous revenue	175,029	213,577	269,689	56,112	-	269,689
Total revenues	494,029	2,363,499	8,663,432	6,299,933	(6,978,111)	1,685,321
Expenditures:						
Current operating:						
City manager's office	38,230	153,346	64,239	89,107	-	64,239
Information Technology	22,000	22,000	16,563	5,437	-	16,563
Police	175,300	688,935	451,189	237,746	-	451,189
Library	128,213	185,832	171,437	14,395	-	171,437
Development and public works	15,500	1,419,352	743,243	676,109	-	743,243
Total expenditures	379,243	2,469,465	1,446,671	1,022,794	-	1,446,671
Excess of revenues over (under) expenditures	114,786	(105,966)	7,216,761	7,322,727	(6,978,111)	238,650
Other financing sources (uses):						
Transfers in	-	33,116	5,616	(27,500)	-	5,616
Transfers out	(191,452)	(191,452)	(191,452)	-	-	(191,452)
Total other financing sources (uses)	(191,452)	(158,336)	(185,836)	(27,500)	-	(185,836)
Net change in fund balance	(76,666)	(264,302)	7,030,925	7,295,227	(6,978,111)	52,814
Fund balance, beginning of year	1,534,187	1,698,404	1,698,404	-	-	1,698,404
Fund balance, end of year	$ 1,457,521	$ 1,434,102	$ 8,729,329	$ 7,295,227	$ (6,978,111)	$ 1,751,218

City of Springfield, Oregon

SCHEDULE OF REVENUES, EXPENDITURES AND CHANGES IN FUND BALANCE
(NONGAAP BUDGETARY BASIS) - BUDGET AND ACTUAL
POLICE LOCAL OPTION LEVY FUND
Year Ended June 30, 2021

	Original Budget	Revised Budget	Actual	Variance	Adjustments to Budget Basis Actual	GAAP Basis Actual
Revenues:						
Taxes	$ 6,489,095	$ 6,489,095	$ 6,665,942	$ 176,847	$ -	$ 6,665,942
Licenses, permits, and fees	90,500	90,500	82,720	(7,780)	-	82,720
Charge for services	820,600	820,600	543,489	(277,111)	-	543,489
Investment earnings	43,000	43,000	17,582	(25,418)	26	17,608
Intergovernmental revenue	-	-	16,750	16,750	-	16,750
Miscellaneous receipts	-	-	3,652	3,652	-	3,652
Total revenues	7,443,195	7,443,195	7,330,135	(113,060)	26	7,330,161
Expenditures:						
Current operating:						
Finance	667,541	667,541	557,995	109,546	(1,796)	556,199
Legal services	89,700	89,700	87,476	2,224	-	87,476
Police	6,542,604	6,542,604	6,187,807	354,797	7,649	6,195,456
Total expenditures	7,299,845	7,299,845	6,833,278	466,567	5,853	6,839,131
Net change in fund balance	143,350	143,350	496,857	353,507	(5,827)	491,030
Fund balance, beginning of year	2,039,933	2,435,917	2,435,918	1	1,712	2,437,630
Fund balance, end of year	$ 2,183,283	$ 2,579,267	$ 2,932,775	$ 353,508	$ (4,115)	$ 2,928,660

City of Springfield, Oregon
REQUIRED SUPPLEMENTARY INFORMATION
CITY RETIREMENT PLAN (CRP)
Year Ended June 30, 2021

Schedule of CRP Employer Contributions

	2021	2020	2019
Actuarially determined contribution	$ 1,336,000	$ 1,469,000	$ 1,652,000
Actual employer contribution	1,700,288	1,895,516	1,842,671
Contribution deficiency (Excess)	(364,288)	(426,516)	(190,671)
Covered payroll	1,085,680	1,529,732	1,573,655
Contribution as a % of covered payroll	156.61%	123.91%	117.09%
Valuation Date	7/1/2018	7/1/2018	7/1/2016
Investment Rate of Return Assumption	5.50%	5.50%	6.50%

Schedule of Changes in Total Pension Liability, Fiduciary Net Position, and Related Ratios

	2021	2020	2019
Total Pension Liability			
Service cost	$ 424,658	$ 473,416	$ 409,467
Interest on total pension liability	1,648,210	1,690,860	1,942,409
Effect of economic/demographic (gains) or losses	(313,972)	-	(606,741)
Effect of assumptions changes or inputs	492,811	-	1,241,053
Benefit payments	(3,843,362)	(1,938,600)	(2,442,290)
Net change in total pension liability	(1,591,655)	225,676	543,898
Total pension liability, beginning	31,464,475	31,238,799	30,694,901
Total pension liability, ending (a)	29,872,820	31,464,475	31,238,799
Fiduciary Net Position			
Employer contributions	1,700,288	1,895,516	1,842,671
Investment income net of investment expenses	5,264,296	1,123,428	1,387,284
Benefit payments	(3,843,362)	(1,938,600)	(2,442,290)
Administrative expenses	(78,351)	(73,200)	(71,812)
Net change in plan net position	3,042,871	1,007,144	715,853
Fiduciary net position, beginning	22,161,549	21,154,405	20,438,552
Fiduciary net position, ending (b)	25,204,420	22,161,549	21,154,405
Net pension liability, ending (a) - (b)	$ 4,668,400	$ 9,302,926	$ 10,084,394
Fiduciary net position as a % of total pension liability	84%	70%	68%
Covered payroll	$ 1,085,680	$ 1,529,732	$ 1,573,655
Net pension liability as a % of covered payroll	430%	608%	641%

*This schedule is intended to show a 10-year trend of contributions. However, until a full 10-year trend is compiled, information will only be presented for those years in which it is available.

** Note: GAAP serves as the basis of budgeting

Fiscal Year Ended June 30,

2018	2017	2016	2015	2014	2013	2012
$ 1,754,000	$ 1,874,000	$ 1,875,000	$ 1,936,000	$ 2,088,000	$ 1,790,000	$ 1,810,000
1,949,686	1,916,262	1,953,954	1,964,977	2,088,000	1,790,000	1,810,000
(195,686)	(42)	(79)	(29)	-	-	-
1,915,136	2,027,175	2,034,238	2,100,871	2,426,000	2,498,000	2,535,000
101.80%	94.52%	96.07%	93.53%	86.07%	71.66%	71.40%
7/1/2016	7/1/2014	7/1/2014	7/1/2012	7/1/2012	7/1/2010	7/1/2010
6.50%	6.50%	6.50%	6.50%	6.50%	7.50%	7.50%

Fiscal Year Ended June 30,

2018	2017	2016	2015
$ 576,750	$ 596,684	$ 608,191	$ 611,102
2,137,457	2,333,205	2,199,860	2,186,388
-	(1,642,892)	-	-
-	70,885	-	-
(8,653,011)	(45,910)	(1,444,246)	(3,730,383)
(5,938,804)	1,311,972	1,363,805	(932,893)
36,633,705	35,321,733	33,957,928	34,890,821
30,694,901	36,633,705	35,321,733	33,957,928
1,949,686	1,916,262	1,953,954	1,964,977
1,973,759	2,717,812	(12,259)	708,524
(8,653,011)	(45,910)	(1,444,246)	(3,730,383)
(86,436)	(76,423)	(68,077)	(70,078)
(4,816,002)	4,511,741	429,372	(1,126,960)
25,254,554	20,742,813	20,313,441	21,440,401
20,438,552	25,254,554	20,742,813	20,313,441
$ 10,256,349	$ 11,379,151	$ 14,578,920	$ 13,644,487
67%	69%	59%	60%
$ 1,915,136	$ 2,027,175	$ 2,034,238	$ 2,100,871
536%	561%	717%	649%

City of Springfield, Oregon
REQUIRED SUPPLEMENTARY INFORMATION
OREGON PUBLIC EMPLOYEE RETIREMENT SYSTEM (OPERS)
Year Ended June 30, 2021

OPERS RETIREMENT PLAN PENSION BENEFITS

Schedule of Proportionate Share of the Net Pension Liability (Asset)

	2021	2020
Proportion of the net pension liability (asset)	0.3059%	0.3141%
Proportionate share of the net pension liability (asset)	$ 66,759,811	$ 54,332,518
Covered payroll	31,984,379	31,987,774
Proportionate share of the pension liability (asset) as a percentage of its covered payroll	208.73%	169.85%
Plan net position as a percentage of the total pension liability	75.8%	80.2%

*This schedule is intended to show a 10-year trend of changes in the net pension liability. However, until a full 10-year trend is compiled, information will only be presented for those years in which it is available.

**Amounts presented are as of the measurement date, which is one year in arrears.

*** No assets accumulated in a trust that meets the criteria of GASB to pay related benefits for the pension plan.

Schedule of Contributions

	2021	2020
Contractually required contribution	$ 5,878,193	$ 5,667,777
Contributions in relation to the contractually required contribution	5,878,193	5,667,777
Contribution deficiency (excess)	$ -	$ -
Covered payroll	$ 34,220,410	$ 31,984,379
Contributions as a percentage of covered payroll	17.18%	17.72%

*This schedule is intended to show a 10-year trend of contributions. However, until a full 10-year trend is compiled, information will only be presented for those years in which it is available.

** Note: GAAP serves as the basis of budgeting

Fiscal Year Ended June 30,

2019	2018	2017	2016	2015	2014
0.3009%	0.3053%	0.2894%	0.3089%	0.2801%	0.2801%
$ 45,585,971	$ 41,153,474	$ 43,443,622	$ 17,733,343	$ (6,349,764)	$ 14,295,480
29,957,604	29,371,018	28,785,414	27,340,088	26,270,045	26,151,761
152.17%	140.12%	150.92%	64.86%	-24.17%	54.42%
82.1%	83.1%	80.5%	91.9%	103.6%	92.0%

Fiscal Year Ended June 30,

2019	2018	2017	2016	2015	2014
$ 4,190,470	$ 3,930,696	$ 2,875,247	$ 2,718,458	$ 2,393,904	$ 2,371,838
4,190,470	3,930,696	2,875,247	2,718,458	2,393,904	2,371,838
$ -	$ -	$ -	$ -	$ -	$ -
$ 31,987,774	$ 29,957,604	$ 29,371,018	$ 27,340,088	$ 27,340,088	$ 26,270,045
13.10%	13.12%	9.79%	9.94%	8.76%	9.03%

City of Springfield, Oregon
REQUIRED SUPPLEMENTARY INFORMATION
IMPLICIT RATE SUBSIDY PLAN
Year Ended June 30, 2021

SCHEDULE OF CHANGES IN TOTAL OPEB LIABILITY

	2021	2020
Total OPEB Liability:		
Services cost	$ 414,080	$ 372,531
Interest on total OPEB liability	262,383	266,338
Difference between expected and actual experience		
Effect of economic/demographic (gains) or losses	326,881	-
Effect of assumptions, changes or inputs	(892,059)	226,366
Benefit payments	(284,290)	(300,212)
Net change in total OPEB liability	$ (173,005)	$ 565,023
Total OPEB liability - beginning	7,224,719	6,659,696
Restatement for GASB 75 Implementation	-	-
Total OPEB liability - beginning as restated	7,224,719	6,659,696
Total OPEB liability - ending	$ 7,051,714	$ 7,224,719
Covered-employee payroll	$ 31,984,379	$ 31,987,774
Total OPEB liability as a percentage of covered payroll	22.0%	22.6%

*This schedule is intended to show a 10-year trend of changes in the net pension liability. However, until a full 10-year trend is compiled, information will only be presented for those years in which it is available.

**Amounts presented are as of the measurement date, which is one year in arrears

*** No assets accumulated in a trust that meets the criteria of GASB to pay related benefits for the OPEB plan.

**** Note: GAAP serves as the basis of budgeting

Fiscal Year Ended June 30, 2019	Fiscal Year Ended June 30, 2018
$ 395,930	$ 453,737
273,058	223,423
159,236	-
(1,219,048)	(495,892)
(361,763)	(309,306)
$ (752,587)	$ (128,038)
7,412,283	6,559,960
-	980,361
7,412,283	7,540,321
$ 6,659,696	$ 7,412,283
$ 29,957,604	$ 29,371,018
22.2%	25.2%

City of Springfield, Oregon
REQUIRED SUPPLEMENTARY INFORMATION
OREGON PUBLIC EMPLOYEES RETIREMENT SYSTEM
RHIA COST SHARING PLAN
Year Ended June 30, 2021

SCHEDULE OF PROPORTIONATE SHARE OF THE NET OPEB LIABILITY (ASSET)

	2021	2020
Net OPEB Liability:		
Proportion of the net pension liability (asset)	0.1955%	0.2985%
Proportionate share of the net pension liability (asset)	$ (398,376)	$ (576,806)
Covered payroll	31,984,379	31,987,774
Proportionate share of the pension liability (asset) as a percentage of its covered payroll	-1.2%	-1.8%
Plan net position as a percentage of the total pension liability	150.1%	144.4%

*This schedule is intended to show a 10-year trend of changes in the net pension liability. However, until a full 10-year trend is compiled, information will only be presented for those years in which it is available.

**Amounts presented are as of the measurement date, which is one year in arrears

SCHEDULE OF CONTRIBUTIONS
Oregon Public Employees Retirement System

	2021	2020
Contractually required contribution	$ 9,018	$ 13,962
Contributions in relation to the contractually required contribution	12,434	148,101
Contribution deficiency (excess)	$ (3,416)	$ (134,139)
Covered payroll	$ 34,220,410	$ 31,984,379
Contributions as a percentage of covered payroll	0.03%	0.04%

*This schedule is intended to show a 10-year trend of contributions. However, until a full 10-year trend is compiled, information will only be presented for those years in which it is available.

**Note: GAAP serves as the basis of budgeting

Fiscal Year Ended June 30, 2019	Fiscal Year Ended June 30, 2018
0.2885%	0.2986%
$ (322,081)	$ (124,618)
29,957,604	29,371,018
-1.1%	-0.4%
124.0%	108.9%

Fiscal Year Ended June 30, 2019	Fiscal Year Ended June 30, 2018
$ 147,942	$ 139,708
138,490	148,660
$ 9,452	$ (8,952)
$ 31,987,774	$ 29,957,604
0.46%	0.47%

Other Supplementary Information

Nonmajor Governmental Funds Combining Statements

City of Springfield, Oregon
COMBINING BALANCE SHEET
NONMAJOR GOVERNMENTAL FUNDS
June 30, 2021

	Special Revenue Funds	Capital Projects Funds	Debt Service Funds	Total Nonmajor Governmental Funds
ASSETS				
Cash and investments	$ 9,752,136	$ 4,958,395	$ 519,559	$ 15,230,090
Receivables:				
Accounts	1,567,540	-	-	1,567,540
Taxes	132,811	-	210,981	343,792
Grants	355,404	-	-	355,404
Accrued interest	16,058	8,199	4,216	28,473
Assessments and liens	-	37,970	-	37,970
Notes	1,728,657	-	-	1,728,657
Deferred system development charges	26	-	-	26
Prepaid items	34,445	-	-	34,445
Inventory	249,304	-	-	249,304
Advance to other funds	-	400,000	-	400,000
Total assets	$ 13,836,381	$ 5,404,564	$ 734,756	$ 19,975,701
LIABILITIES, DEFERRED INFLOWS OF RESOURCES, AND FUND BALANCES				
Liabilities:				
Accounts payable	$ 1,247,970	$ -	$ -	$ 1,247,970
Accrued payroll and other liabilities	169,186	9,654	-	178,840
Unearned revenue	2,170	-	-	2,170
Due to other fund	400,000	-	-	400,000
Deposits	82,222	-	-	82,222
Total liabilities	1,901,548	9,654	-	1,911,202
Deferred inflows of resources:				
Unavailable revenue	2,052,551	37,969	204,076	2,294,596
Fund Balances:				
Nonspendable	283,749	-	-	283,749
Restricted	9,598,533	1,634,724	530,680	11,763,937
Committed	-	2,675,019	-	2,675,019
Assigned	-	1,047,198	-	1,047,198
Total fund balances	9,882,282	5,356,941	530,680	15,769,903
Total liabilities, deferred inflows of resources, and fund balances	$ 13,836,381	$ 5,404,564	$ 734,756	$ 19,975,701

City of Springfield, Oregon

COMBINING STATEMENT OF REVENUES, EXPENDITURES, AND CHANGES IN FUND BALANCE

NONMAJOR GOVERNMENTAL FUNDS

Year ended June 30, 2021

	Special Revenue Funds	Capital Project Funds	Debt Service Funds	Total Nonmajor Governmental Funds
Revenues:				
Taxes	$ 5,531,424	$ -	$ 4,079,461	$ 9,610,885
Licenses, permits and fees	252,561	-	-	252,561
Intergovernmental	5,733,927	13,008	-	5,746,935
Charges for services	1,683,892	297,137	-	1,981,029
Fines and forfeitures	3,474	-	-	3,474
Investment earnings	56,337	26,370	13,705	96,412
Special assessments	-	6,621	-	6,621
Miscellaneous revenues	498,534	-	-	498,534
Total revenues	13,760,149	343,136	4,093,166	18,196,451
Expenditures:				
Current operating:				
General government	1,153,389	-	-	1,153,389
Fire and life safety	1,629,298	-	-	1,629,298
Library	179,646	-	-	179,646
Development and public works	8,305,354	-	-	8,305,354
Capital projects	2,339,066	124,934	-	2,464,000
Debt service:				
Principal	619,807	-	3,474,000	4,093,807
Interest	108,088	-	545,850	653,938
Total expenditures	14,334,648	124,934	4,019,850	18,479,432
Excess of revenues over (under) expenditures	(574,499)	218,202	73,316	(282,981)
Other financing sources (uses):				
Transfers in	489,350	156,312	-	645,662
Transfers out	(622,961)	(34,538)	-	(657,499)
Total other financing sources (uses)	(133,611)	121,774	-	(11,837)
Net change in fund balances	(708,110)	339,976	73,316	(294,818)
Fund balance, beginning of year	10,653,613	5,016,965	457,364	16,127,942
Change in reserve for inventory	(63,221)	-	-	(63,221)
Fund balance, end of year	$ 9,882,282	$ 5,356,941	$ 530,680	$ 15,769,903

Special Revenue Funds

Combining statements for all individual nonmajor special revenue funds are reported here. The combined totals are reported in the combining nonmajor governmental fund statements. Fund statements for major special revenue funds are reported in the basic financial statements.

Schedules of revenues, expenses, and changes in fund balance – budget and actual are presented here for each individual nonmajor special revenue fund. Budget and actual comparisons for major special revenue funds are reported as required supplementary information.

Major Special Revenue Funds:

Special Revenue Fund – This fund accounts for the receipt of 911 taxes collected to provide an emergency communications system and the receipt and expenditure of grant monies from various state and federal government agencies.

Police Local Option Levy Fund – This fund accounts for revenue received from a five-year Police Local Option Levy to enhance public safety services by adding staff to the Police and Court Departments as well as funding jail operations.

Nonmajor Special Revenue Funds:

Street Fund – This fund accounts for revenues from state gasoline taxes apportioned from the State of Oregon and expenditures as specified under Article IX, Section 3 of the Constitution of the State of Oregon.

Transient Room Tax Fund – This fund accounts for revenues from hotel and motel taxes and expenditures related and restricted to the economic development of the area.

Community Development Fund – This fund accounts for the receipt and expenditure of monies received from the United States Government under the Community Development Block Grant Program.

Building Code Fund – This fund accounts for the dedicated revenues generated in providing building permit and inspection services.

SEDA Glenwood Fund – This fund accounts for the general fund of the Springfield Economic Development Agency Glenwood Urban Renewal District.

SEDA Downtown General Fund – This fund accounts for the general fund of the Springfield Economic Development Agency Downtown Urban Renewal District.

Fire Local Option Levy Fund – This fund accounts for revenue received from a five-year Fire Local Option Levy to restore staffing to Fire Station #3.

City of Springfield, Oregon

COMBINING BALANCE SHEET

NONMAJOR SPECIAL REVENUE FUNDS

June 30, 2021

	Street	Transient Room Tax	Community Development	Building Code	SEDA Glenwood	SEDA Downtown General	Fire Local Option Levy	Total
ASSETS								
Cash and investments	$ 2,326,795	$ 1,354,219	$ 279,856	$ 3,269,076	$ 944,183	$ 342,305	$ 1,235,702	$ 9,752,136
Receivables:								
Accounts	1,178,396	354,523	-	-	-	-	34,621	1,567,540
Taxes	-	-	-	-	36,584	27,367	68,860	132,811
Grants	13,962	-	341,442	-	-	-	-	355,404
Accrued interest	2,960	2,313	-	4,932	1,517	2,264	2,072	16,058
Notes	-	-	1,038,740	-	-	689,917	-	1,728,657
Deferred system development fees	-	-	-	26	-	-	-	26
Prepaid items	34,445	-	-	-	-	-	-	34,445
Inventory	249,304	-	-	-	-	-	-	249,304
Total assets	$ 3,805,862	$ 1,711,055	$ 1,660,038	$ 3,274,034	$ 982,284	$ 1,061,853	$ 1,341,255	$ 13,836,381
LIABILITIES, DEFERRED INFLOWS OF RESOURCES, AND FUND BALANCES								
Liabilities:								
Accounts payable	$ 479,456	$ 218,208	$ 288,360	$ 5,259	$ 58,319	$ 174,603	$ 23,765	$ 1,247,970
Accrued payroll and other liabilities	92,183	13,710	6,926	20,803	-	-	35,564	169,186
Unearned revenue	2,170	-	-	-	-	-	-	2,170
Deposits	-	-	-	-	80,839	1,383	-	82,222
Due to other funds	-	-	-	-	-	400,000	-	400,000
Total liabilities	573,809	231,918	295,286	26,062	139,158	575,986	59,329	1,901,548
Deferred inflows of resources:								
Unavailable revenue	648,440	239,099	1,038,740	26	34,636	25,873	65,737	2,052,551
Fund balances:								
Nonspendable	283,749	-	-	-	-	-	-	283,749
Restricted	2,299,864	1,240,038	326,012	3,247,946	808,490	459,994	1,216,189	9,598,533
Total fund balances	2,583,613	1,240,038	326,012	3,247,946	808,490	459,994	1,216,189	9,882,282
Total liabilities, deferred inflows of resources, and fund balances	$ 3,805,862	$ 1,711,055	$ 1,660,038	$ 3,274,034	$ 982,284	$ 1,061,853	$ 1,341,255	$ 13,836,381

City of Springfield, Oregon

COMBINING STATEMENT OF REVENUES, EXPENDITURES, AND CHANGES IN FUND BALANCE

NONMAJOR SPECIAL REVENUE FUNDS

Year ended June 30, 2021

	Street	Transient Room Tax	Community Development	Building Code	SEDA Glenwood General	SEDA Downtown General	Fire Local Option Levy	Total
Revenues:								
Taxes	$ 860,440	$ 1,032,879	$ -	$ -	$ 1,075,514	$ 847,600	$ 1,714,991	$ 5,531,424
Licenses, permits and fees	224,849	-	-	-	-	27,712	-	252,561
Intergovernmental revenue	4,878,542	3,153	805,511	5,835	5,712	553	34,621	5,733,927
Charges for services	150,206	-	-	1,488,861	44,825	-	-	1,683,892
Fines and forfeitures	-	-	-	-	-	3,474	-	3,474
Investment earnings	9,120	6,472	-	16,426	4,727	12,261	7,331	56,337
Miscellaneous revenue	7,173	-	491,005	188	-	168	-	498,534
Total revenues	6,130,330	1,042,504	1,296,516	1,511,310	1,130,778	891,768	1,756,943	13,760,149
Expenditures:								
Current operating:								
City manager's office	297,933	364,176	-	-	97,971	313,624	-	1,073,704
Finance	38,983	-	21,106	-	9,798	9,798	-	79,685
Fire and life safety	-	-	-	76,249	-	-	1,553,049	1,629,298
Library	-	179,646	-	-	-	-	-	179,646
Development and public works	6,026,138	39,893	1,134,612	1,104,711	-	-	-	8,305,354
Capital projects	-	347,458	238,588	-	173,700	1,579,320	-	2,339,066
Debt service:								
Principal	-	-	-	-	619,807	-	-	619,807
Interest	-	-	-	-	108,088	-	-	108,088
Total expenditures	6,363,054	931,173	1,394,306	1,180,960	1,009,364	1,902,742	1,553,049	14,334,648
Excess of revenues over (under) expenditures	(232,724)	111,331	(97,790)	330,350	121,414	(1,010,974)	203,894	(574,499)
Other financing sources (uses):								
Transfers in	489,350	-	-	-	-	-	-	489,350
Transfers out	(150,000)	(472,961)	-	-	-	-	-	(622,961)
Total other financing sources (uses)	339,350	(472,961)	-	-	-	-	-	(133,611)
Net change in fund balances	106,626	(361,630)	(97,790)	330,350	121,414	(1,010,974)	203,894	(708,110)
Fund balances, beginning of year	2,540,208	1,601,668	423,802	2,917,596	687,076	1,470,968	1,012,295	10,653,613
Change in reserve for inventory	(63,221)	-	-	-	-	-	-	(63,221)
Fund balances, end of year	$ 2,583,613	$ 1,240,038	$ 326,012	$ 3,247,946	$ 808,490	$ 459,994	$ 1,216,189	$ 9,882,282

City of Springfield, Oregon

SCHEDULE OF REVENUES, EXPENDITURES AND CHANGES IN FUND BALANCE
(NONGAAP BUDGETARY BASIS) - BUDGET AND ACTUAL
STREET FUND
Year Ended June 30, 2021

	Original Budget	Revised Budget	Actual	Variance	Adjustments to Budget Basis Actual	GAAP Basis Actual
Revenues:						
Taxes	$ 1,160,520	$ 1,160,520	$ 860,440	$ (300,080)	$ -	$ 860,440
Licenses, permits and fees	155,000	155,000	224,487	69,487	362	224,849
Intergovernmental revenue	5,111,500	5,111,500	4,878,542	(232,958)	-	4,878,542
Charges for services	75,515	75,515	150,206	74,691	-	150,206
Investment earnings	71,000	71,000	9,393	(61,607)	(273)	9,120
Miscellaneous revenue	4,000	4,000	2,107	(1,893)	5,066	7,173
Total revenues	6,577,535	6,577,535	6,125,175	(452,360)	5,155	6,130,330
Expenditures:						
Current operating:						
Information technology	374,485	374,485	297,933	76,552	-	297,933
Development and public works	6,047,893	6,080,632	6,037,262	43,370	(11,124)	6,026,138
Finance	39,659	39,659	38,983	676	-	38,983
Total expenditures	6,462,037	6,494,776	6,374,178	120,598	(11,124)	6,363,054
Excess of revenues over (under) expenditures	115,498	82,759	(249,003)	(331,762)	16,279	(232,724)
Other financing sources (uses):						
Transfers in	453,750	489,350	489,350	-	-	489,350
Transfers out	(150,000)	(150,000)	(150,000)	-	-	(150,000)
Total other financing sources (uses)	303,750	339,350	339,350	-	-	339,350
Net change in fund balance	419,248	422,109	90,347	(331,762)	16,279	106,626
Fund balance, beginning of year	2,468,812	2,402,135	2,402,135	-	138,073	2,540,208
Change in reserve for inventory	-	-	-	-	(63,221)	(63,221)
Fund balance, end of year	$ 2,888,060	$ 2,824,244	$ 2,492,482	$ (331,762)	$ 91,131	$ 2,583,613

City of Springfield, Oregon

SCHEDULE OF REVENUES, EXPENDITURES AND CHANGES IN FUND BALANCE
(NONGAAP BUDGETARY BASIS) - BUDGET AND ACTUAL
TRANSIENT ROOM TAX FUND
Year Ended June 30, 2021

	Original Budget	Revised Budget	Actual	Variance	Adjustments to Budget Basis Actual	GAAP Basis Actual
Revenues:						
Taxes	$ 1,435,000	$ 1,435,000	$ 1,032,879	$ (402,121)	$ -	$ 1,032,879
Investment earnings	35,000	35,000	6,926	(28,074)	(454)	6,472
Intergovernmental revenue	-	-	3,153	3,153	-	3,153
Total revenues	1,470,000	1,470,000	1,042,958	(427,042)	(454)	1,042,504
Expenditures:						
Current operating:						
City manager's office	440,862	452,862	364,180	88,682	(4)	364,176
Library	179,769	185,346	179,646	5,700	-	179,646
Development and public works	39,897	39,897	39,893	4	-	39,893
Capital Projects	-	360,000	347,458	12,542	-	347,458
Total expenditures	660,528	1,038,105	931,177	106,928	(4)	931,173
Excess of revenues over (under) expenditures	809,472	431,895	111,781	(320,114)	(450)	111,331
Other financing sources (uses):						
Transfers out	(797,222)	(797,222)	(472,961)	324,261	-	(472,961)
Net change in fund balance	12,250	(365,327)	(361,180)	4,147	(450)	(361,630)
Fund balance, beginning of year	1,539,276	1,600,112	1,600,112	-	1,556	1,601,668
Fund balance, end of year	$ 1,551,526	$ 1,234,785	$ 1,238,932	$ 4,147	$ 1,106	$ 1,240,038

City of Springfield, Oregon

SCHEDULE OF REVENUES, EXPENDITURES AND CHANGES IN FUND BALANCE
(NONGAAP BUDGETARY BASIS) - BUDGET AND ACTUAL
COMMUNITY DEVELOPMENT FUND
Year Ended June 30, 2021

	Original Budget	Revised Budget	Actual	Variance	Adjustments to Budget Basis Actual	GAAP Basis Actual
Revenues:						
Intergovernmental revenue	$ 1,680,234	$ 2,374,525	$ 805,511	$ (1,569,014)	$ -	$ 805,511
Miscellaneous receipts	414,992	414,992	491,005	76,013	-	491,005
Total revenues	2,095,226	2,789,517	1,296,516	(1,493,001)	-	1,296,516
Expenditures:						
Current operating:						
Finance	22,278	22,278	21,106	1,172	-	21,106
Development and public works	1,697,948	2,142,239	1,134,612	1,007,627	-	1,134,612
Capital projects	-	250,000	238,588	11,412	-	238,588
Total expenditures	1,720,226	2,414,517	1,394,306	1,020,211	-	1,394,306
Net change in fund balance	375,000	375,000	(97,790)	(472,790)	-	(97,790)
Fund balance, beginning of year	521,988	423,802	423,802	-	-	423,802
Fund balance, end of year	$ 896,988	$ 798,802	$ 326,012	$ (472,790)	$ -	$ 326,012

City of Springfield, Oregon

SCHEDULE OF REVENUES, EXPENDITURES AND CHANGES IN FUND BALANCE
(NONGAAP BUDGETARY BASIS) - BUDGET AND ACTUAL
BUILDING CODE FUND
Year Ended June 30, 2021

	Original Budget	Revised Budget	Actual	Variance	Adjustments to Budget Basis Actual	GAAP Basis Actual
Revenues:						
Charges for services	$ 1,339,000	$ 1,339,000	$ 1,488,861	$ 149,861	$ -	$ 1,488,861
Investment earnings	60,000	60,000	16,427	(43,573)	(1)	16,426
Intergovernmental income	-	-	5,835	5,835	-	5,835
Miscellaneous receipts	-	-	188	188	-	188
Total revenues	1,399,000	1,399,000	1,511,311	112,311	(1)	1,511,310
Expenditures:						
Current operating:						
Fire and life safety	77,340	77,340	76,249	1,091	-	76,249
Development and public works	1,224,985	1,264,985	1,103,928	161,057	783	1,104,711
Total expenditures	1,302,325	1,342,325	1,180,177	162,148	783	1,180,960
Net change in fund balance	96,675	56,675	331,134	274,459	(784)	330,350
Fund balance, beginning of year	3,053,866	2,914,507	2,914,507	-	3,089	2,917,596
Fund balance, end of year	$ 3,150,541	$ 2,971,182	$ 3,245,641	$ 274,459	$ 2,305	$ 3,247,946

City of Springfield, Oregon

SCHEDULE OF REVENUES, EXPENDITURES AND CHANGES IN FUND BALANCE
(NONGAAP BUDGETARY BASIS) - BUDGET AND ACTUAL
SEDA GLENWOOD GENERAL FUND
Year Ended June 30, 2021

	Original Budget	Revised Budget	Actual	Variance	Adjustments to Budget Basis Actual	GAAP Basis Actual
Revenues:						
Taxes	$ 1,030,000	$ 1,030,000	$ 1,075,514	$ 45,514	$ -	$ 1,075,514
Intergovernmental revenue	-	-	5,712	5,712	-	5,712
Charges for services	25,800	25,800	44,825	19,025	-	44,825
Investment earnings	14,500	14,500	4,809	(9,691)	(82)	4,727
Total revenues	1,070,300	1,070,300	1,130,860	60,560	(82)	1,130,778
Expenditures:						
Current operating:						
City manager's office	211,717	311,717	97,971	213,746	-	97,971
Finance	12,000	12,000	9,798	2,202	-	9,798
Capital projects	-	473,700	236,889	236,811	(63,189)	173,700
Debt service:						
Principal	619,810	619,810	619,807	3	-	619,807
Interest	108,095	108,095	108,088	7	-	108,088
Total expenditures	951,622	1,525,322	1,072,553	452,769	(63,189)	1,009,364
Net change in fund balance	118,678	(455,022)	58,307	513,329	63,107	121,414
Fund balance, beginning of year	720,850	829,994	829,994	-	(142,918)	687,076
Fund balance, end of year	$ 839,528	$ 374,972	$ 888,301	$ 513,329	$ (79,811)	$ 808,490

City of Springfield, Oregon

SCHEDULE OF REVENUES, EXPENDITURES AND CHANGES IN FUND BALANCE
(NONGAAP BUDGETARY BASIS) - BUDGET AND ACTUAL
SEDA DOWNTOWN GENERAL FUND
Year Ended June 30, 2021

	Original Budget	Revised Budget	Actual	Variance	Adjustments to Budget Basis Actual	GAAP Basis Actual
Revenues:						
Taxes	$ 770,000	$ 770,000	$ 847,600	$ 77,600	$ -	$ 847,600
Licenses, permits and fees	50,000	50,000	27,712	(22,288)	-	27,712
Intergovernmental revenue	-	-	553	553	-	553
Fines and forfeitures	30,000	30,000	3,474	(26,526)	-	3,474
Investment earnings	30,000	30,000	12,154	(17,846)	107	12,261
Miscellaneous revenue	-	-	168	168	-	168
Total revenues	880,000	880,000	891,661	11,661	107	891,768
Expenditures:						
Current operating:						
City manager's office	478,487	1,164,487	878,858	285,629	(565,234)	313,624
Finance	12,000	12,000	9,798	2,202	-	9,798
Capital projects	-	1,690,000	1,579,320	110,680	-	1,579,320
Total expenditures	490,487	2,866,487	2,467,976	398,511	(565,234)	1,902,742
Excess of revenues over (under) expenditures	389,513	(1,986,487)	(1,576,315)	410,172	565,341	(1,010,974)
Other financing sources (uses):						
Interfund loan proceeds	-	850,000	400,000	(450,000)	(400,000)	-
Net change in fund balance	389,513	(1,136,487)	(1,176,315)	(39,828)	165,341	(1,010,974)
Fund balance, beginning of year	1,228,387	1,344,858	1,344,858	-	126,110	1,470,968
Fund balance, end of year	$ 1,617,900	$ 208,371	$ 168,543	$ (39,828)	$ 291,451	$ 459,994

City of Springfield, Oregon

SCHEDULE OF REVENUES, EXPENDITURES AND CHANGES IN FUND BALANCE
(NONGAAP BUDGETARY BASIS) - BUDGET AND ACTUAL
FIRE LOCAL OPTION LEVY FUND
Year Ended June 30, 2021

	Original Budget	Revised Budget	Actual	Variance	Adjustments to Budget Basis Actual	GAAP Basis Actual
Revenues:						
Taxes	$ 1,660,338	$ 1,660,338	$ 1,714,991	$ 54,653	$ -	$ 1,714,991
Investment earnings	15,000	15,000	7,176	(7,824)	155	7,331
Intergovernmental revenue	-	37,753	34,621	(3,132)	-	34,621
Total revenues	1,675,338	1,713,091	1,756,788	43,697	155	1,756,943
Expenditures:						
Current operating:						
Fire and life safety	1,540,916	1,578,669	1,550,347	28,322	2,702	1,553,049
Net change in fund balance	134,422	134,422	206,441	72,019	(2,547)	203,894
Fund balance, beginning of year	841,882	1,011,065	1,011,065	-	1,230	1,012,295
Fund balance, end of year	$ 976,304	$ 1,145,487	$ 1,217,506	$ 72,019	$ (1,317)	$ 1,216,189

Debt Service Funds

Combining statements for all individual nonmajor debt service funds are reported here. The combined totals are reported in the combining nonmajor governmental fund statements. The City has no major debt service funds.

Schedules of revenues, expenses, and changes in fund balance – budget and actual are presented here for each individual debt service fund.

Nonmajor Debt Service Funds:

General Obligation Debt Service Fund – This fund is used to account for payments on all general obligation debt, except for debt secured by assessment liens. Ad valorem property taxes are levied to make the debt service payments.

Bancroft Redemption Fund – This fund is used to account for all assessments financed at the election of property owners under the State Bancroft Bonding Act.

City of Springfield, Oregon

COMBINING BALANCE SHEET

NONMAJOR DEBT SERVICE FUNDS

June 30, 2021

	General Obligation Debt Service	Bancroft Redemption	Total
ASSETS			
Cash and investments	$ 519,559	$ -	$ 519,559
Receivables:			
Property taxes	210,981	-	210,981
Accrued interest	4,216	-	4,216
Total assets	$ 734,756	$ -	$ 734,756
LIABILITIES, DEFERRED INFLOWS OF RESOURCES, AND FUND BALANCES			
Deferred inflows of resources:			
Unavailable revenue	$ 204,076	$ -	$ 204,076
Total fund balance	530,680	-	530,680
Total liabilities, deferred inflows of resources, and fund balances	$ 734,756	$ -	$ 734,756

City of Springfield, Oregon

COMBINING STATEMENT OF REVENUES, EXPENDITURES AND CHANGES IN FUND BALANCES
NONMAJOR DEBT SERVICE FUNDS
Year Ended June 30, 2021

	General Obligation Debt Service	Bancroft Redemption	Total
Revenues:			
Taxes	$ 4,079,461	$ -	$ 4,079,461
Investment earnings	13,705	-	13,705
Total revenues	4,093,166	-	4,093,166
Expenditures:			
Debt service:			
Principal	3,474,000	-	3,474,000
Interest	545,850	-	545,850
Total expenditures	4,019,850	-	4,019,850
Excess of revenues over (under) expenditures	73,316	-	73,316
Net change in fund balance	73,316	-	73,316
Fund balance, beginning of year	457,364	-	457,364
Fund balance, end of year	$ 530,680	$ -	$ 530,680

City of Springfield, Oregon

SCHEDULE OF REVENUES, EXPENDITURES AND CHANGES IN FUND BALANCE
(NONGAAP BUDGETARY BASIS) - BUDGET AND ACTUAL
GENERAL OBLIGATION DEBT SERVICE FUND
Year Ended June 30, 2021

	Original Budget	Revised Budget	Budget Basis Actual	Variance	Adjustments to Budget Basis Actual	GAAP Basis Actual
Revenues:						
Taxes	$ 4,059,860	$ 4,059,860	$ 4,079,461	$ 19,601	$ -	$ 4,079,461
Investment earnings	6,000	6,000	13,830	7,830	(125)	13,705
Total revenues	4,065,860	4,065,860	4,093,291	27,431	(125)	4,093,166
Expenditures:						
Debt service:						
Principal	3,474,000	3,474,000	3,474,000	-	-	3,474,000
Interest	545,860	545,860	545,850	10	-	545,850
Total expenditures	4,019,860	4,019,860	4,019,850	10	-	4,019,850
Excess of revenues over (under) expenditures	46,000	46,000	73,441	27,441	(125)	73,316
Other financing sources (uses):						
Interfund loan repayments	(2,175,000)	(2,175,000)	(2,175,000)	-	2,175,000	-
Net change in fund balance	(2,129,000)	(2,129,000)	(2,101,559)	27,441	2,174,875	73,316
Fund balance, beginning of year	2,585,159	2,629,382	2,629,382	-	(2,172,018)	457,364
Fund balance, end of year	$ 456,159	$ 500,382	$ 527,823	$ 27,441	$ 2,857	$ 530,680

City of Springfield, Oregon

SCHEDULE OF REVENUES, EXPENDITURES AND CHANGES IN FUND BALANCE
(NONGAAP BUDGETARY BASIS) - BUDGET AND ACTUAL
BANCROFT REDEMPTION FUND
Year Ended June 30, 2021

	Original Budget	Revised Budget	Budget Basis Actual	Variance	Adjustments to Budget Basis Actual	GAAP Basis Actual
Revenues:						
Taxes	$ -	$ -	$ -	$ -	$ -	$ -
Investment earnings	160	-	-	-	-	-
Total revenues	160	-	-	-	-	-
Other financing sources (uses):						
Transfers out	-	-	-	-	-	-
Net change in fund balance	160	-	-	-	-	-
Fund balance, beginning of year	5,530	-	-	-	-	-
Fund balance, end of year	$ 5,690	$ -	$ -	$ -	$ -	$ -

Capital Projects Funds

The City has three nonmajor capital projects funds. The combining Balance Sheet and the combining Statement of Revenues, Expenditures and Changes in Fund Balance for these funds are presented here. The combined totals are reported on the combining nonmajor governmental fund statements.

Schedules of revenues, expenses, and changes in fund balance – budget and actual are presented here for each individual capital projects fund.

Major Capital Projects Funds:

Street Capital Projects Fund – This fund accounts for public transportation capital improvement costs and local capacity-increasing public transportation improvements. Financing is provided by transfers from the Street Fund, interest on investments, and system development charges.

Nonmajor Capital Projects Funds:

Development Assessments Capital Projects Fund – This fund is used to account for costs of constructing public improvements. Financing is provided by assessing benefiting property owners.

Development Capital Projects Fund – This fund is used to account for costs of constructing and improving City-owned buildings and for infrastructure projects with shared funding. Financing is provided by grants, contracts, intergovernmental revenues, and other non-recurring revenues.

SEDA Glenwood Capital Projects Fund – This fund is used to account for capital projects undertaken by the Springfield Economic Development Agency in Glenwood. Tax increment financing is in place.

City of Springfield, Oregon

SCHEDULE OF REVENUES, EXPENDITURES AND CHANGES IN FUND BALANCE
(NONGAAP BUDGETARY BASIS) - BUDGET AND ACTUAL
STREET CAPITAL PROJECTS FUND
Year Ended June 30, 2021

	Original Budget	Revised Budget	Budget Basis Actual	Variance	Adjustments to Budget Basis Actual	GAAP Basis Actual
Revenues:						
Investment earnings	$ 177,000	$ 177,000	$ 71,211	$ (105,789)	$ (518)	$ 70,693
Charges for services	600,000	600,000	870,569	270,569	-	870,569
Miscellaneous revenue	-	-	15,932	15,932	-	15,932
Intergovernmental revenue	-	-	74,096	74,096	352,925	427,021
Total revenues	777,000	777,000	1,031,808	254,808	352,407	1,384,215
Expenditures:						
Current operating						
Development and public works	148,726	162,576	162,474	102	-	162,474
Capital projects	9,716,514	11,874,514	3,517,904	8,356,610	850,020	4,367,924
Total expenditures	9,865,240	12,037,090	3,680,378	8,356,712	850,020	4,530,398
Excess of revenues over (under) expenditures	(9,088,240)	(11,260,090)	(2,648,570)	8,611,520	(497,613)	(3,146,183)
Other financing sources (uses):						
Transfer in	150,000	150,000	150,000	-	864,330	1,014,330
Transfer out	-	-	-	-	(13,646)	(13,646)
Total other financing sources	150,000	150,000	150,000	-	850,684	1,000,684
Net change in fund balance	(8,938,240)	(11,110,090)	(2,498,570)	8,611,520	353,071	(2,145,499)
Fund balance, beginning of year	11,823,370	13,622,265	13,622,266	1	(338,339)	13,283,927
Fund balance, end of year	$ 2,885,130	$ 2,512,175	$ 11,123,696	$ 8,611,521	$ 14,732	$ 11,138,428

City of Springfield, Oregon

COMBINING BALANCE SHEET
NONMAJOR CAPITAL PROJECTS FUNDS
June 30, 2021

	Development Assessments Capital Projects	Development Capital Projects	SEDA Glenwood Capital Projects	Total
ASSETS				
Cash and investments	$ 649,776	$ 4,248,411	$ 60,208	$ 4,958,395
Receivables:				
Accrued interest	1,002	7,197	-	8,199
Assessments and liens	37,970	-	-	37,970
Advance to other funds	-	400,000		400,000
Total assets	$ 688,748	$ 4,655,608	$ 60,208	$ 5,404,564
LIABILITIES, DEFERRED INFLOWS OF RESOURCES, AND FUND BALANCES				
Liabilities:				
Accrued payroll and other liabilities	$ -	$ 9,654	$ -	$ 9,654
Deferred inflows of resources:				
Unavailable revenue	37,969	-	-	37,969
Fund balances:				
Restricted	-	1,574,516	60,208	1,634,724
Committed	650,779	2,024,240	-	2,675,019
Assigned	-	1,047,198	-	1,047,198
Total fund balances	650,779	4,645,954	60,208	5,356,941
Total liabilities, deferred inflows of resources, and fund balances	$ 688,748	$ 4,655,608	$ 60,208	$ 5,404,564

City of Springfield, Oregon

COMBINING STATEMENT OF REVENUES, EXPENDITURES, AND CHANGES IN FUND BALANCES

NONMAJOR CAPITAL PROJECTS FUNDS

Year Ended June 30, 2021

	Development Assessments Capital Projects	Development Capital Projects	SEDA Glenwood Capital Projects	Total
Revenues:				
Intergovernmental revenues	$ 241	$ 12,767	$ -	$ 13,008
Charges for services	-	297,137	-	297,137
Investment earnings	4,006	22,364	-	26,370
Special assessments	6,621	-	-	6,621
Total revenues	10,868	332,268	-	343,136
Expenditures:				
Capital projects	-	124,934	-	124,934
Excess of revenues over (under) expenditures	10,868	207,334	-	218,202
Other financing sources (uses):				
Transfer in	56,312	100,000	-	156,312
Transfer out	(34,538)	-	-	(34,538)
Total other financing sources (uses)	21,774	100,000	-	121,774
Net change in fund balances	32,642	307,334	-	339,976
Fund balance, beginning of year	618,137	4,338,620	60,208	5,016,965
Fund balance, end of year	$ 650,779	$ 4,645,954	$ 60,208	$ 5,356,941

City of Springfield, Oregon

SCHEDULE OF REVENUES, EXPENDITURES AND CHANGES IN FUND BALANCE
(NONGAAP BUDGETARY BASIS) - BUDGET AND ACTUAL
DEVELOPMENT ASSESSMENTS CAPITAL PROJECTS FUND
Year Ended June 30, 2021

	Original Budget	Revised Budget	Budget Basis Actual	Variance	Adjustments to Budget Basis Actual	GAAP Basis Actual
Revenues:						
Taxes	$ -	$ -	$ 241	$ 241	$ -	241
Investment earnings	17,025	17,025	4,028	(12,997)	(22)	4,006
Special assessments	10,800	10,800	6,621	(4,179)	-	6,621
Total revenues	27,825	27,825	10,890	(16,935)	(22)	10,868
Expenditures:						
Capital Projects	-	35,000	34,538	462	(34,538)	-
Excess of revenues over (under) expenditures	27,825	(7,175)	(23,648)	(17,397)	34,516	10,868
Other financing sources (uses):						
Transfer in	56,312	56,312	56,312	-	-	56,312
Transfer out	-	-	-	-	(34,538)	(34,538)
Total other financing sources (uses)	56,312	56,312	56,312	-	(34,538)	21,774
Net change in fund balance	84,137	49,137	32,664	(17,397)	(22)	32,642
Fund balance, beginning of year	614,196	617,436	617,435	(1)	702	618,137
Fund balance, end of year	$ 698,333	$ 666,573	$ 650,099	$ (17,398)	$ 680	$ 650,779

City of Springfield, Oregon

SCHEDULE OF REVENUES, EXPENDITURES AND CHANGES IN FUND BALANCE
(NONGAAP BUDGETARY BASIS) - BUDGET AND ACTUAL
DEVELOPMENT CAPITAL PROJECTS FUND
Year Ended June 30, 2021

	Original Budget	Revised Budget	Budget Basis Actual	Variance	Adjustments to Budget Basis Actual	GAAP Basis Actual
Revenues:						
Intergovernmental revenue	$ -	$ -	$ 12,767	$ 12,767	$ -	$ 12,767
Charges for services	297,132	297,132	297,137	5	-	297,137
Investment earnings	75,000	75,000	22,957	(52,043)	(593)	22,364
Total revenues	372,132	372,132	332,861	(39,271)	(593)	332,268
Expenditures:						
Capital projects	297,132	297,132	124,934	172,198	-	124,934
Excess of revenues over (under) expenditures	75,000	75,000	207,927	132,927	(593)	207,334
Other financing sources (uses):						
Interfund loans issued	-	(850,000)	(400,000)	450,000	400,000	-
Transfer in	100,000	100,000	100,000	-	-	100,000
Total other financing sources (uses)	100,000	(750,000)	(300,000)	450,000	400,000	100,000
Net change in fund balance	175,000	(675,000)	(92,073)	582,927	399,407	307,334
Fund balance, beginning of year	4,195,533	4,333,150	4,333,150	-	5,470	4,338,620
Fund balance, end of year	$ 4,370,533	$ 3,658,150	$ 4,241,077	$ 582,927	$ 404,877	$ 4,645,954

City of Springfield, Oregon

SCHEDULE OF REVENUES, EXPENDITURES AND CHANGES IN FUND BALANCE
(NONGAAP BUDGETARY BASIS) - BUDGET AND ACTUAL
SEDA GLENWOOD CAPITAL PROJECTS
Year Ended June 30, 2021

	Original Budget	Revised Budget	Budget Basis Actual	Variance	Adjustments to Budget Basis Actual	GAAP Basis Actual
Expenditures:						
Capital projects	$ 60,000	$ 60,000	$ -	$ 60,000	$ -	$ -
Net change in fund balance	(60,000)	(60,000)	-	60,000	-	-
Fund balance, beginning of year	60,208	60,208	60,208	-	-	60,208
Fund balance, end of year	$ 208	$ 208	$ 60,208	$ 60,000	$ -	$ 60,208

Enterprise Funds

Combining statements for all individual nonmajor enterprise funds are reported in this section. Fund statements for major enterprise funds are reported in the basic financial statements.

Schedules of revenues, expenses, and changes in fund net position – budget and actual are presented here for each individual enterprise fund.

Major Enterprise Funds:

Sewer Fund – This fund accounts for the operation, construction, and maintenance of the wastewater collection system. Primary revenues are sewer user fees and system development charges.

Storm Drainage Fund – This fund accounts for the operation, construction, and maintenance of the stormwater drainage system. Primary revenues are storm drainage fees and system development charges.

Ambulance Fund – This fund accounts for the City's ambulance operations. Revenue sources include ambulance transport fees, ambulance billing services fees, and FireMed program memberships.

Nonmajor Enterprise Fund:

Booth-Kelly Fund – This fund accounts for the cost of managing and maintaining City-owned income properties. The primary revenue source is rental income.

City of Springfield, Oregon

SCHEDULE OF REVENUES, EXPENSES AND CHANGES IN FUND NET POSITION
(NONGAAP BUDGETARY BASIS) - BUDGET AND ACTUAL
SEWER FUND
Year Ended June 30, 2021

	Original Budget	Revised Budget	Budget Basis Actual	Variance	Adjustments to Budget Basis Actual	GAAP Basis Actual
Revenues:						
Charges for services	$ 7,946,000	$ 7,946,000	$ 7,707,139	$ (238,861)	$ 33,395	$ 7,740,534
Investment earnings	498,000	498,000	160,343	(337,657)	29	160,372
Intergovernmental revenue	-	-	91,915	91,915	(27,376)	64,539
Miscellaneous revenue	-	-	2,035	2,035	-	2,035
Total revenues	8,444,000	8,444,000	7,961,432	(482,568)	6,048	7,967,480
Expenses:						
Current operating:						
Information technology	359,866	359,866	282,196	77,670	-	282,196
Development and public works	4,301,895	4,330,295	3,875,160	455,135	548,919	4,424,079
Finance	42,277	42,277	41,776	501	-	41,776
Debt service:						
Principal	1,320,000	1,320,000	1,320,000	-	(1,320,000)	-
Interest	390,605	390,605	390,600	5	(80,134)	310,466
Capital projects	7,029,924	7,029,924	870,100	6,159,824	(870,100)	-
Depreciation	-	-	-	-	2,773,657	2,773,657
Total expenses	13,444,567	13,472,967	6,779,832	6,693,135	1,052,342	7,832,174
Excess of revenues over (under) expenses	(5,000,567)	(5,028,967)	1,181,600	6,210,567	(1,046,294)	135,306
Other financing sources (uses):						
Capital contributions	620,000	620,000	1,205,044	585,044	872,021	2,077,065
Transfers in	-	-	-	-	91,411	91,411
Transfers out	-	-	-	-	(432,165)	(432,165)
Total other financing sources (uses)	620,000	620,000	1,205,044	585,044	531,267	1,736,311
Change in fund net position	(4,380,567)	(4,408,967)	2,386,644	6,795,611	(515,027)	1,871,617
Fund net position, beginning of year	23,251,261	28,532,073	28,532,073	-	44,034,034	72,566,107
Fund net position, end of year	$ 18,870,694	$ 24,123,106	$ 30,918,717	$ 6,795,611	$ 43,519,007	$ 74,437,724

City of Springfield, Oregon

SCHEDULE OF REVENUES, EXPENSES AND CHANGES IN FUND NET POSITION
(NONGAAP BUDGETARY BASIS) - BUDGET AND ACTUAL
STORM DRAINAGE FUND
Year Ended June 30, 2021

	Original Budget	Revised Budget	Budget Basis Actual	Variance	Adjustments to Budget Basis Actual	GAAP Basis Actual
Revenues:						
Charges for services	$ 7,575,000	$ 7,575,000	$ 7,708,428	$ 133,428	$ 57,642	$ 7,766,070
Investment earnings	356,000	356,000	113,780	(242,220)	(1,572)	112,208
Intergovernmental revenue	-	-	141,170	141,170	(37,732)	103,438
Miscellaneous revenue	38,700	38,700	375	(38,325)	-	375
Total revenues	7,969,700	7,969,700	7,963,753	(5,947)	18,338	7,982,091
Expenses:						
Current operating:						
Information technology	279,518	279,518	217,595	61,923	-	217,595
Development and public works	5,952,670	6,250,754	5,380,373	870,381	643,363	6,023,736
Finance	42,278	42,278	41,776	502	-	41,776
Debt service:						
Principal	475,000	422,331	475,000	(52,669)	(475,000)	-
Interest	230,380	230,380	143,190	87,190	(45,643)	97,547
Capital projects	8,213,925	8,213,925	1,401,447	6,812,478	(1,401,447)	-
Depreciation	-	-	-	-	491,916	491,916
Total expenses	15,193,771	15,439,186	7,659,381	7,779,805	(786,811)	6,872,570
Excess of revenues over (under) expenses	(7,224,071)	(7,469,486)	304,372	7,773,858	805,149	1,109,521
Other financing sources (uses):						
Capital contributions	300,000	300,000	390,574	90,574	1,454,408	1,844,982
Proceeds of revenue bond sale	-	5,300,000	5,199,936	(100,064)	(5,199,936)	-
Bond refunding escrow	-	(5,952,669)	(5,854,185)	98,484	5,854,185	-
Bond sale costs	-	(108,050)	(53,800)	54,250	-	(53,800)
Transfers out	-	-	-	-	(475,392)	(475,392)
Total other financing sources (uses)	300,000	(460,719)	(317,475)	143,244	1,633,265	1,315,790
Change in fund net position	(6,924,071)	(7,930,205)	(13,103)	7,917,102	2,438,414	2,425,311
Fund net position, beginning of year	19,169,009	21,913,436	21,913,438	-	4,799,001	26,712,439
Fund net position, end of year	$ 12,244,938	$ 13,983,231	$ 21,900,335	$ 7,917,102	$ 7,237,415	$ 29,137,750

City of Springfield, Oregon

SCHEDULE OF REVENUES, EXPENSES AND CHANGES IN FUND NET POSITION
(NONGAAP BUDGETARY BASIS) - BUDGET AND ACTUAL
AMBULANCE FUND
Year Ended June 30, 2021

	Original Budget	Revised Budget	Budget Basis Actual	Variance	Adjustments to Budget Basis Actual	GAAP Basis Actual
Revenues:						
Charges for services	$ 5,785,500	$ 6,121,775	$ 4,852,372	$ (1,269,403)	$ 12,146,538	$ 16,998,910
Less: Contractual adjustments	-	-	-	-	(12,174,486)	(12,174,486)
Intergovernmental revenue	78,650	157,962	30,289	(127,673)	(94)	30,195
Investment earnings	15,000	15,000	3,337	(11,663)	(808)	2,529
Miscellaneous revenue	6,500	6,500	5,536	(964)	4,333	9,869
Total revenues	5,885,650	6,301,237	4,891,534	(1,409,703)	(24,517)	4,867,017
Expenses:						
Current operating:						
Fire and life safety	6,648,376	6,811,513	6,608,002	203,511	627,148	7,235,150
Depreciation	-	-	-	-	7,963	7,963
Total expenses	6,648,376	6,811,513	6,608,002	203,511	635,111	7,243,113
Change in fund net position	(762,726)	(510,276)	(1,716,468)	(1,206,192)	(659,628)	(2,376,096)
Fund net position, beginning of year	1,104,549	1,008,173	1,008,173	-	(3,177,675)	(2,169,502)
Fund net position, end of year	$ 341,823	$ 497,897	$ (708,295)	$ (1,206,192)	$ (3,837,303)	$ (4,545,598)

City of Springfield, Oregon

SCHEDULE OF REVENUES, EXPENSES AND CHANGES IN FUND NET POSITION
(NONGAAP BUDGETARY BASIS) - BUDGET AND ACTUAL
BOOTH-KELLY FUND
Year Ended June 30, 2021

	Original Budget	Revised Budget	Budget Basis Actual	Variance	Adjustments to Budget Basis Actual	GAAP Basis Actual
Revenues:						
Charges for services	$ 726,650	$ 726,650	$ 545,645	$ (181,005)	$ 1,822	$ 547,467
Intergovernmental revenue	-	-	820	820	(381)	439
Investment earnings	15,000	15,000	8,982	(6,018)	(151)	8,831
Miscellaneous revenue	-	-	188	188	-	188
Total revenues	741,650	741,650	555,635	(186,015)	1,290	556,925
Expenses:						
Current operating:						
Development and public works	520,701	520,701	398,755	121,946	16,145	414,900
Capital projects	220,000	220,000	51,564	168,436	(51,564)	-
Depreciation	-	-	-	-	79,354	79,354
Total expenses	740,701	740,701	450,319	290,382	43,935	494,254
Excess of revenues over (under) expenses	949	949	105,316	104,367	(42,645)	62,671
Other financing sources (uses):						
Transfers out	(73,626)	(73,626)	(73,626)	-	-	(73,626)
Change in fund net position	(72,677)	(72,677)	31,690	104,367	(42,645)	(10,955)
Fund net position, beginning of year	1,381,895	1,631,003	1,631,003	-	3,577,375	5,208,378
Fund net position, end of year	$ 1,309,218	$ 1,558,326	$ 1,662,693	$ 104,367	$ 3,534,730	$ 5,197,423

Internal Service Funds

Combining statements for all internal service funds are reported here. The combined totals are reported alongside the individual enterprise funds in the basic financial statements.

Schedules of revenues, expenses, and changes in fund net position – budget and actual are presented here for each individual internal service fund.

Vehicle and Equipment Fund – This fund accounts for the ownership and use of major equipment. Resources are provided by charges to other City funds.

Insurance Fund – This fund accounts for the accumulation of resources to provide for the City's insurance, the worker's compensation program, and the employee benefits programs. Resources are provided by charges to other City funds.

SDC Administration Fund – This fund accounts for the activities required to administer the City's various system development charges. Resources are provided primarily by charges to other City funds.

City of Springfield, Oregon
COMBINING STATEMENT OF FUND NET POSITION
INTERNAL SERVICE FUNDS
June 30, 2021

	Vehicle and Equipment	Insurance	SDC Administration	Total
ASSETS				
Current assets:				
Cash and investments	$ 10,055,747	$ 13,339,715	$ 363,265	$ 23,758,727
Prepaids	703,584	34,977	-	738,561
Deposits	-	200,000	-	200,000
Accounts receivable	62,212	55,223	40,665	158,100
Accrued interest receivable	16,696	20,075	409	37,180
Deferred system development fees	-	-	89,529	89,529
Inventory	35,219	-	-	35,219
Total current assets	10,873,458	13,649,990	493,868	25,017,316
Noncurrent assets				
Capital assets				
Machinery and equipment	20,262,037	-	-	20,262,037
Less accumulated depreciation	(14,787,019)	-	-	(14,787,019)
Total net capital assets	5,475,018	-	-	5,475,018
Net OPEB Asset - RHIA	-	3,061	2,780	5,841
Total non-current assets	5,475,018	3,061	2,780	5,480,859
Total assets	16,348,476	13,653,051	496,648	30,498,175
DEFERRED OUTFLOWS OF RESOURCES				
Deferred pension outflow	-	146,654	151,370	298,024
Deferred OPEB outflow	-	5,293	4,772	10,065
Total deferred outflows	-	151,947	156,142	308,089
LIABILITIES				
Current liabilities:				
Accounts payable	276,169	968,778	590	1,245,537
Accrued claims liabilities, current portion	-	247,810	-	247,810
Accrued payroll and other related liabilities	-	332,117	8,033	340,150
Unearned revenue	-	62,746	-	62,746
Total current liabilities	276,169	1,611,451	8,623	1,896,243
Noncurrent liabilities:				
Accrued absence payable	-	33,849	-	33,849
Accrued claims liabilities, less current portion	-	354,190	-	354,190
Net pension liability	-	469,961	475,251	945,212
Net OPEB obligation payable	-	37,269	30,714	67,983
Total noncurrent liabilities	-	895,269	505,965	1,401,234
Total liabilities	276,169	2,506,720	514,588	3,297,477
DEFERRED INFLOWS OF RESOURCES				
Deferred pension inflow	-	24,076	24,290	48,366
Deferred OPEB inflow	-	17,836	16,446	34,282
Total deferred inflows	-	41,912	40,736	82,648
FUND NET POSITION				
Net investment in capital assets	5,475,018	-	-	5,475,018
Unrestricted	10,597,289	11,256,366	97,466	21,951,121
Total fund net position	$ 16,072,307	$ 11,256,366	$ 97,466	$ 27,426,139

City of Springfield, Oregon
COMBINING STATEMENT OF REVENUES, EXPENSES AND
CHANGES IN FUND NET POSITION
INTERNAL SERVICE FUNDS
Year ended June 30, 2021

	Vehicle and Equipment	Insurance	SDC Administration	Total
Operating revenues:				
Intergovernmental revenue	$ -	$ 69,322	$ 6,843	$ 76,165
Charges for services	2,688,001	10,324,846	389,514	13,402,361
Licenses and permits	-	-	145,766	145,766
Miscellaneous revenue	-	45,386	188	45,574
Total operating revenues	2,688,001	10,439,554	542,311	13,669,866
Operating expenses:				
Current operating:				
Legal and judicial services	1,444	-	-	1,444
Human resources	3,206	9,497,534	-	9,500,740
Finance	585	-	34,023	34,608
Information technology	504,986	-	60,944	565,930
Library	3,236	-	-	3,236
Fire and life safety	8,401	-	-	8,401
Police	70	-	-	70
Development and public works	371,297	-	397,277	768,574
Depreciation	1,149,683	-	-	1,149,683
Total operating expenses	2,042,908	9,497,534	492,244	12,032,686
Operating income	645,093	942,020	50,067	1,637,180
Nonoperating revenues (expenses):				
Investment earnings	54,225	65,688	714	120,627
Interest expense	(2,765)	-	-	(2,765)
Gain/(loss) on disposition of equipment	23,474	-	-	23,474
Total nonoperating revenues (expenses)	74,934	65,688	714	141,336
Income before capital contributions and transfers	720,027	1,007,708	50,781	1,778,516
Other financing sources (uses)				
Transfers in	400,000	-	-	400,000
Transfers out	(335,732)	-	-	(335,732)
Total other financing sources (uses)	64,268	-	-	64,268
Change in fund net position	784,295	1,007,708	50,781	1,842,784
Fund net position, beginning of year	15,288,012	10,248,658	46,685	25,583,355
Fund net position, end of year	$ 16,072,307	$ 11,256,366	$ 97,466	$ 27,426,139

City of Springfield, Oregon
COMBINING STATEMENT OF CASH FLOWS
INTERNAL SERVICE FUNDS
Year ended June 30, 2021

	Vehicle and Equipment	Insurance	SDC Administration	Total
Cash flows from operating activities:				
Cash received from interfund services provided	$ 2,638,012	$ 10,287,446	$ 374,996	$ 13,300,454
Cash paid for employee services	-	(422,233)	(325,318)	(747,550)
Cash paid to suppliers for goods and services	(1,414,871)	(9,325,097)	(107,611)	(10,847,580)
Other operating receipts	-	114,708	152,797	267,505
Net cash provided by operating activities	1,223,141	654,824	94,864	1,972,829
Cash flows from noncapital financing activities:				
Operating transfers in from other funds	400,000	-	-	400,000
Transfers to other funds	(335,732)	-	-	(335,732)
Net cash provided by noncapital financing activities	64,268	-	-	64,268
Cash flows from capital and related financing activities:				
Acquisition of capital assets	(1,534,046)	-	-	(1,534,046)
Disposition of capital assets	71,892	-	-	71,892
Principal paid on long-term debt	(150,385)	-	-	(150,385)
Interest paid	(3,496)	-	-	(3,496)
Net cash used in capital and related financing activities	(1,616,035)	-	-	(1,616,035)
Cash flows from investing activities:				
Interest received	60,519	72,910	1,311	134,740
Net change in cash and investments	(268,107)	727,734	96,175	555,802
Cash and investments, beginning of year	10,323,854	12,611,981	267,090	23,202,925
Cash and investments, end of year	$ 10,055,747	$ 13,339,715	$ 363,265	$ 23,758,727
Reconciliation of operating income to net cash provided by operating activities:				
Operating income	$ 645,093	$ 942,020	$ 50,067	$ 1,637,180
Adjustments to reconcile operating income to net cash provided by operating activities:				
Depreciation	1,149,683	-	-	1,149,683
Changes in assets and liabilities:				
Prepaids	(675,082)	(34,977)	435	(709,624)
Accounts receivable	(49,989)	(37,400)	(14,518)	(101,907)
Inventory	(23,094)	-	-	(23,094)
Net pension liability and related deferrals	-	65,418	62,783	128,201
Accounts payable	176,530	(194,931)	(2,414)	(20,815)
Accrued payroll and other liabilities	-	10,313	553	10,866
Accrued claims liabilities	-	(128,000)	-	(128,000)
Unearned revenue	-	30,642	-	30,642
Net OPEB obligation and related deferrals	-	1,739	(2,042)	(303)
Net cash provided by operating activities	$ 1,223,141	$ 654,824	$ 94,864	$ 1,972,829

City of Springfield, Oregon
SCHEDULE OF REVENUES, EXPENSES AND CHANGES IN FUND NET POSITION
(NONGAAP BUDGETARY BASIS) - BUDGET AND ACTUAL
VEHICLE AND EQUIPMENT FUND
Year ended June 30, 2021

	Original Budget	Revised Budget	Budget Basis Actual	Variance	Adjustments to Budget Basis Actual	GAAP Basis Actual
Revenues:						
Intergovernmental revenue	$ -	$ -	$ 3,963	$ 3,963	$ (3,963)	$ -
Charges for services	2,731,931	3,061,806	2,558,899	(502,907)	129,102	2,688,001
Investment earnings	150,000	150,000	54,738	(95,262)	(513)	54,225
Miscellaneous revenue	-	8,325	71,892	63,567	(71,892)	-
Total revenues	2,881,931	3,220,131	2,689,492	(530,639)	52,734	2,742,226
Expenses:						
Current operating:						
Legal services	-	2,886	1,444	1,442	-	1,444
Human resources	4,000	4,000	3,206	794	-	3,206
Finance	10,000	10,000	8,951	1,049	(8,366)	585
Information technology	612,292	1,085,586	709,289	376,297	(204,303)	504,986
Library	8,000	8,000	3,236	4,764	-	3,236
Fire and life safety	1,839,000	1,839,000	608,993	1,230,007	(600,592)	8,401
Police	381,000	411,000	290,007	120,993	(289,937)	70
Development and public works	825,018	1,703,796	1,137,876	565,920	(766,579)	371,297
Debt service:						
Principal	150,390	150,390	150,386	4	(150,386)	-
Interest	3,505	3,505	3,496	9	(731)	2,765
Depreciation	-	-	-	-	1,149,683	1,149,683
Total expenses	3,833,205	5,218,163	2,916,884	2,301,279	(871,211)	2,045,673
Excess of revenues over (under) expenses	(951,274)	(1,998,032)	(227,392)	1,770,640	923,945	696,553
Other financing sources (uses):						
Gain on disposal of assets	-	-	-	-	23,474	23,474
Transfers out	-	(27,500)	-	27,500	(335,732)	(335,732)
Transfers in	400,000	400,000	400,000	-	-	400,000
Total other financing sources (uses)	400,000	372,500	400,000	27,500	(312,258)	87,742
Change in fund net position	(551,274)	(1,625,532)	172,608	1,798,140	611,687	784,295
Fund net position, beginning of year	9,231,256	10,282,473	10,282,473	-	5,005,539	15,288,012
Fund net position, end of year	$ 8,679,982	$ 8,656,941	$ 10,455,081	$ 1,798,140	$ 5,617,226	$ 16,072,307

City of Springfield, Oregon
SCHEDULE OF REVENUES, EXPENSES AND CHANGES IN FUND NET POSITION
(NONGAAP BUDGETARY BASIS) - BUDGET AND ACTUAL
INSURANCE FUND
Year ended June 30, 2021

	Original Budget	Revised Budget	Budget Basis Actual	Variance	Adjustments to Budget Basis Actual	GAAP Basis Actual
Revenues:						
Intergovernmental revenue	$ 48,636	$ 48,636	$ 85,650	$ 37,014	$ (16,328)	$ 69,322
Charges for services	10,159,964	10,159,964	10,324,846	164,882	-	10,324,846
Investment earnings	100,000	100,000	66,126	(33,874)	(438)	65,688
Miscellaneous revenue	35,000	35,000	25,453	(9,547)	19,933	45,386
Total revenues	10,343,600	10,343,600	10,502,075	158,475	3,167	10,505,242
Expenses:						
Current operating:						
Human resources	779,623	842,623	696,294	146,329	90,916	787,210
Health insurance	9,236,983	9,236,983	7,170,995	2,065,988	52,111	7,223,106
Risk services	1,835,820	1,899,040	1,591,283	307,757	(104,065)	1,487,218
Total expenses	11,852,426	11,978,646	9,458,572	2,520,074	38,962	9,497,534
Change in fund net position	(1,508,826)	(1,635,046)	1,043,503	2,678,549	(35,795)	1,007,708
Fund net position, beginning of year	10,571,869	11,198,908	11,198,908	-	(950,250)	10,248,658
Fund net position, end of year	$ 9,063,043	$ 9,563,862	$ 12,242,411	$ 2,678,549	$ (986,045)	$ 11,256,366

City of Springfield, Oregon
SCHEDULE OF REVENUES, EXPENSES AND CHANGES IN FUND NET POSITION
(NONGAAP BUDGETARY BASIS) - BUDGET AND ACTUAL
SDC ADMINISTRATION FUND
Year ended June 30, 2021

	Original Budget	Revised Budget	Budget Basis Actual	Variance	Adjustments to Budget Basis Actual	GAAP Basis Actual
Revenues:						
Charges for services	$ 375,000	$ 375,000	$ 375,279	$ 279	$ 14,235	$ 389,514
Licenses and permits	85,000	85,000	140,976	55,976	4,790	145,766
Investment earnings	4,600	4,600	955	(3,645)	(241)	714
Intergovernmental revenue	-	-	11,354	11,354	(4,511)	6,843
Miscellaneous Revenue	-	-	188	188	-	188
Total revenues	464,600	464,600	528,752	64,152	14,273	543,025
Expenses:						
Current operating:						
Information services	71,662	71,662	60,944	10,718	-	60,944
Finance	34,056	34,056	34,023	33	-	34,023
Development and public works	407,906	407,906	336,845	71,061	60,432	397,277
Total expenses	513,624	513,624	431,812	81,812	60,432	492,244
Change in fund net position	(49,024)	(49,024)	96,940	145,964	(46,159)	50,781
Fund net position, beginning of year	212,296	257,835	257,835	-	(211,150)	46,685
Fund net position, end of year	$ 163,272	$ 208,811	$ 354,775	$ 145,964	$ (257,309)	$ 97,466

Statistical Section

This part of the City of Springfield's comprehensive annual financial report presents detailed information as a context for understanding what the information in the financial statements, note disclosures, and required supplementary information says about the City's overall financial health.

Contents **Page**

Financial Trends 178-185

These schedules contain trend information to help the reader understand how the City's financial performance and well-being have changed over time.

Revenue Capacity 189-193

These schedules contain information to help the reader assess the City's most significant local revenue source, the property tax.

Debt Capacity 197-202

These schedules present information to help the reader assess the affordability of the City's current levels of outstanding debt and the City's ability to issue additional debt in the future.

Demographic and Economic Information 205-206

These schedules offer demographic and economic indicators to help the reader understand the environment within which the City's financial activities take place.

Operating Information 208-213

These schedules contain service and infrastructure data to help the reader understand how the information in the City's financial report relates to the services the City provides and the activities it performs.

Sources: Unless otherwise noted, the information in these schedules is derived from the comprehensive annual financial reports for the relevant year.

Financial Trend Information

City of Springfield, Oregon
NET POSITION BY COMPONENT
LAST TEN FISCAL YEARS
(accrual basis of accounting)

	Fiscal Year			
	2012	2013	2014	2015
Governmental activities				
Net investment in capital assets	$ 108,631,529	$ 108,731,315	$ 107,219,252	$ 112,632,832
Restricted	11,424,559	13,171,125	14,144,006	18,977,155
Unrestricted	21,514,015	19,835,794	20,240,783	4,394,678
Total governmental activities net position	$ 141,570,103	$ 141,738,234	$ 141,604,041	$ 136,004,665
Business-type activities				
Net investment in capital assets	$ 57,872,702	$ 51,972,745	$ 54,491,005	$ 52,836,347
Restricted	3,236,454	3,273,179	3,072,205	3,348,526
Unrestricted	13,474,770	22,668,331	23,137,298	27,590,908
Total business-type activities net position	$ 74,583,926	$ 77,914,255	$ 80,700,508	$ 83,775,781
Primary government				
Net investment in capital assets	$ 166,504,231	$ 160,704,060	$ 161,710,257	$ 165,469,179
Restricted	14,661,013	16,444,304	17,216,211	22,325,681
Unrestricted	34,988,785	42,504,125	43,378,081	31,985,586
Total primary government net position	$ 216,154,029	$ 219,652,489	$ 222,304,549	$ 219,780,446

Source: Financial Statements

2016	2017	2018	2019	2020	2021
$ 115,176,581	$ 122,230,625	$ 120,175,702	$ 129,324,764	$ 122,555,408	$ 139,384,434
17,357,721	17,295,648	22,674,644	20,647,784	20,426,784	18,318,226
(5,988,448)	(11,706,242)	(15,369,959)	(11,948,772)	(1,909,951)	(6,430,326)
$ 126,545,854	$ 127,820,031	$ 127,480,387	$ 138,023,776	$ 141,072,241	$ 151,272,334
$ 54,212,835	$ 54,802,364	$ 55,901,549	$ 57,366,837	$ 56,619,451	$ 59,677,720
3,976,909	4,733,337	5,457,331	6,575,305	8,505,363	9,429,173
28,145,472	31,242,641	32,027,245	34,958,604	37,282,183	35,556,795
$ 86,335,216	$ 90,778,342	$ 93,386,125	$ 98,900,746	$ 102,406,997	$ 104,663,688
$ 169,389,416	$ 177,032,989	$ 176,077,251	$ 186,691,601	$ 179,174,859	$ 199,062,154
21,334,630	22,028,985	28,131,975	27,223,089	28,932,147	27,747,399
22,157,024	19,536,399	16,657,286	23,009,832	35,372,232	29,126,469
$ 212,881,070	$ 218,598,373	$ 220,866,512	$ 236,924,522	$ 243,479,238	$ 255,936,022

City of Springfield, Oregon
CHANGES IN NET POSITION, LAST TEN FISCAL YEARS
(accrual basis of accounting)

	Fiscal Year					
	2012	**2013**	**2014**	**2015**	**2016**	**2017**
Expenses						
Governmental activities:						
General government	$ 4,724,454	$ 5,932,778	$ 4,928,452	$ 5,194,119	$ 8,055,900	$ 8,105,716
Fire and life safety	11,847,128	11,340,166	11,736,970	9,905,694	14,789,977	13,351,001
Police	19,694,617	19,561,178	20,708,780	18,007,975	26,060,501	22,068,423
Library	1,519,866	1,515,697	1,508,178	1,477,854	2,131,183	1,981,508
Development and public works	11,384,695	11,658,254	11,925,811	10,605,607	15,857,538	12,483,443
Depreciation, unallocated	284,439	297,774	270,618	270,619	250,942	-
Interest on long-term debt	1,220,457	1,143,393	1,027,212	909,122	744,674	518,495
Total governmental activities expense	50,675,656	51,449,240	52,106,021	46,370,990	67,890,715	58,508,586
Business-type activities:						
Sanitary sewer	5,190,475	6,155,571	6,848,708	6,340,495	7,523,149	7,158,008
Storm drainage	3,843,225	3,984,400	4,407,437	4,259,913	5,982,172	5,559,128
Booth Kelly	1,430,803	1,463,621	1,611,902	1,649,088	1,507,253	1,424,527
Ambulance	5,184,271	4,948,503	5,525,464	5,082,272	7,073,633	6,574,936
Business-type activities expenses	15,648,774	16,552,095	18,393,511	17,331,768	22,086,207	20,716,599
Total primary government expenses	$ 66,324,430	$ 68,001,335	$ 70,499,532	$ 63,702,758	$ 89,976,922	$ 79,225,185
Program Revenue						
Govermental activities:						
Charges for services:						
General government	$ 3,759,347	$ 3,874,817	$ 3,766,791	$ 3,868,870	$ 3,888,018	$ 4,078,095
Fire and life safety	1,764,798	1,769,064	1,874,473	1,809,091	1,921,748	1,984,859
Police	529,998	493,254	429,497	408,750	346,629	422,625
Library	99,186	105,329	102,737	125,482	106,200	120,912
Development and public works	1,749,513	2,263,872	2,054,066	2,710,606	3,420,717	2,884,311
Operating grants and contributions	5,514,649	4,428,156	5,039,850	4,444,185	4,184,978	4,954,592
Capital grants and contributions	1,109,866	2,192,135	481,598	9,934,788	4,841,296	4,085,842
Total governmental activities program revenues	14,527,357	15,126,627	13,749,012	23,301,772	18,709,586	18,531,236
Business-type activities:						
Charges for services:						
Sanitary sewer	7,261,314	7,324,173	7,536,486	7,738,487	7,224,927	8,798,173
Storm drainage	5,789,080	6,032,530	6,347,901	6,613,264	6,892,114	7,408,192
Booth Kelly	1,412,841	1,348,308	1,355,337	1,412,722	1,532,687	1,537,293
Ambulance	4,849,894	5,255,068	5,612,386	6,119,908	6,599,690	6,046,048
Operating grants and contributions	-	-	-	-	-	167,977
Capital grants and contributions	1,448,360	16,729	16,848	199,269	2,088,254	1,033,069
Total business-type activities program revenues	20,761,489	19,976,808	20,868,958	22,083,650	24,337,672	24,990,752
Total primary government program revenues	$ 35,288,846	$ 35,103,435	$ 34,617,970	$ 45,385,422	$ 43,047,258	$ 43,521,988
Net (Expense) Revenue						
Governmental activities	$ (36,148,299)	$ (36,322,613)	$ (38,357,009)	$ (23,069,218)	$ (49,181,129)	$ (40,227,785)
Business-type activities	5,112,715	3,424,713	2,475,447	4,751,882	2,251,465	4,106,176
Total primary government net expense	$ (31,035,584)	$ (32,897,900)	$ (35,881,562)	$ (18,317,336)	$ (46,929,664)	$ (36,121,609)
Governmental activities:						
Taxes:						
Property taxes	$ 27,056,405	$ 27,891,748	$ 28,735,713	$ 30,497,567	$ 29,449,109	$ 30,691,286
Room tax	901,665	973,830	1,070,722	1,219,497	1,373,464	1,445,031
Other taxes	2,744,424	2,754,883	3,158,101	3,288,462	3,387,888	3,446,975
Payment in lieu of taxes	2,358,273	2,375,949	2,390,734	2,404,859	2,392,729	2,353,365
Investment earnings	337,514	333,178	361,323	305,267	416,909	573,280
Miscellaneous	727,049	985,770	908,413	857,657	867,789	972,473
Gain (loss) on disposition of capital assets	-	-	-	-	149,687	-
Shared revenue	1,400,459	1,460,463	1,533,466	1,579,978	1,584,743	2,019,553
Transfers	142,115	71,894	64,344	71,311	100,000	-
Total governmental activities	35,667,904	36,847,715	38,222,816	40,224,598	39,722,318	41,501,963
Business-type activities:						
Investment earnings	237,091	211,730	282,238	162,671	227,641	317,398
Miscellaneous	16,990	78,204	92,912	446,106	180,329	19,552
Transfers	(142,115)	(71,894)	(64,344)	(71,311)	(100,000)	-
Total business-type activities	111,966	218,040	310,806	537,466	307,970	336,950
Total primary government	$ 35,779,870	$ 37,065,755	$ 38,533,622	$ 40,762,064	$ 40,030,288	$ 41,838,913
Change In Net Position						
Governmental activities	$ (654,709)	$ (1,509,294)	$ (134,193)	$ 17,155,380	$ (9,458,811)	$ 1,524,613
Business-type activities	3,536,679	2,693,487	2,786,253	5,289,348	2,559,435	4,611,103
Total primary government	$ 2,881,970	$ 1,184,193	$ 2,652,060	$ 22,444,728	$ (6,899,376)	$ 6,135,716

1 This schedule reports using the accrual basis of accounting.
2 Expenses include allocated indirect expenses.
Source: Financial Statements

Fiscal Year			
2018	**2019**	**2020**	**2021**
$ 7,450,495	$ 8,570,530	$ 8,652,793	$ 8,809,340
13,890,821	14,187,421	14,732,495	15,675,680
22,233,956	23,962,665	25,654,527	25,222,243
1,727,501	2,065,860	2,266,167	2,245,447
12,687,939	13,921,361	16,950,960	15,977,248
250,435	207,852	231,808	231,809
457,480	488,109	556,436	452,538
58,698,627	63,403,798	69,045,186	68,614,305
7,269,835	7,304,346	7,212,599	7,591,941
6,316,516	5,968,181	6,633,084	6,860,432
1,410,609	1,300,368	837,049	502,562
6,515,453	7,212,214	6,886,133	7,194,162
21,512,413	21,785,109	21,568,865	22,149,097
$ 80,211,040	$ 85,188,907	$ 90,614,051	$ 90,763,402
$ 4,248,830	$ 4,194,777	$ 4,116,660	$ 4,046,675
1,916,552	2,012,641	1,963,379	1,970,004
715,863	1,041,123	1,013,728	636,755
117,114	118,372	97,423	80,274
2,626,049	2,880,108	3,617,802	3,042,558
5,135,869	5,626,172	7,465,635	7,781,066
2,177,260	4,181,484	4,820,681	10,947,796
16,937,537	20,054,677	23,095,308	28,505,128
7,709,636	7,541,750	7,698,075	7,740,534
7,194,627	7,259,708	7,483,023	7,766,070
1,630,764	1,481,538	638,301	547,906
5,383,760	7,239,771	6,060,953	4,854,619
-		222,080	167,977
1,164,761	2,540,505	1,874,362	3,922,047
23,083,548	26,063,272	23,976,794	24,999,153
$ 40,021,085	$ 46,117,949	$ 47,072,102	$ 53,504,281
$ (41,761,090)	$ (43,349,121)	$ (45,949,878)	$ (40,109,177)
1,571,135	4,278,163	2,407,929	2,850,056
$ (40,189,955)	$ (39,070,958)	$ (43,541,949)	$ (37,259,121)
$ 30,910,303	$ 33,272,981	$ 36,796,537	$ 37,426,263
1,553,872	1,356,155	1,119,292	1,206,485
3,567,850	3,473,477	3,618,162	3,744,708
2,414,018	2,403,565	2,336,861	2,318,473
783,330	1,557,790	1,745,096	600,210
1,345,586	1,351,036	1,227,437	1,789,005
-	-		
1,743,533	2,026,255	2,212,330	2,334,354
63,000	67,548	80,000	889,772
42,381,492	45,508,807	49,135,715	50,309,270
528,250	1,176,791	1,154,005	283,940
209,703	127,215	24,317	12,467
(63,000)	(67,548)	(80,000)	(889,772)
674,953	1,236,458	1,098,322	(593,365)
$ 43,056,445	$ 46,745,265	$ 50,234,037	$ 49,715,905
$ 620,402	$ 2,159,686	$ 3,185,837	$ 10,200,093
2,246,088	5,514,621	3,506,251	2,256,691
$ 2,866,490	$ 7,674,307	$ 6,692,088	$ 12,456,784

City of Springfield, Oregon
FUND BALANCES, GOVERNMENTAL FUNDS
LAST TEN FISCAL YEARS
(modified accrual basis of accounting)

	Fiscal Year			
	2012	2013	2014	2015
General Fund				
Nonspendable	$ 5,589	$ 49,644	$ 22,109	$ 86,584
Restricted	632	-	-	-
Committed	37,863	12,764	25,902	83,224
Assigned	600,000	600,000	600,000	600,000
Unassigned	7,134,387	7,538,441	7,698,382	8,553,497
Total general fund	$ 7,778,471	$ 8,200,849	$ 8,346,393	$ 9,323,305
All Other Governmental Funds				
Nonspendable	$ 160,531	$ 151,297	$ 147,593	$ 205,477
Restricted	8,020,323	8,535,571	9,060,917	13,642,430
Committed	4,024,188	3,130,187	2,460,530	2,617,234
Assigned	426,016	410,941	443,945	644,492
Unassigned	-	(26,365)	(64,907)	(23,321)
Total all other governmental funds	$ 12,631,058	$ 12,201,631	$ 12,048,078	$ 17,086,312

Source: Financial Statements

Fiscal Year					
2016	2017	2018	2019	2020	2021
$ 98,292	$ 83,602	$ 64,408	$ 118,343	$ 110,259	$ 169,293
-	-	-	-	-	-
172,840	293,004	293,004	472,153	-	-
600,000	1,000,000	1,000,000	1,000,000	1,000,000	1,000,000
7,999,863	7,387,428	8,388,052	9,176,504	9,931,764	10,353,531
$ 8,870,995	$ 8,764,034	$ 9,745,464	$ 10,767,000	$ 11,042,023	$ 11,522,824
$ 223,261	$ 219,897	$ 243,998	$ 520,564	$ 344,309	$ 301,174
14,194,470	13,672,194	18,873,553	16,461,113	28,651,926	26,053,526
1,980,130	2,036,262	2,200,742	2,569,918	3,209,955	3,384,079
1,493,031	808,377	920,076	1,261,961	1,341,713	1,849,430
(37,306)	(142,091)	-	-	-	-
$ 17,853,586	$ 16,594,639	$ 22,238,369	$ 20,813,556	$ 33,547,903	$ 31,588,209

City of Springfield, Oregon
CHANGES IN FUND BALANCES GOVERNMENTAL FUNDS
LAST TEN FISCAL YEARS
(modified accrual basis of accounting)

	Fiscal Year		
	2012	2013	2014
Taxes	$ 28,838,941	$ 30,059,119	$ 31,087,716
Licenses and permits	2,300,827	2,463,338	2,700,850
Intergovernmental	8,974,691	8,475,485	8,576,500
Charges for services	6,958,019	7,022,389	7,142,048
Fines & forfeitures	1,736,722	1,497,458	1,673,933
Use of money & property	170,279	191,559	141,996
Special assessments	48,934	42,569	31,651
Miscellaneous revenue	648,988	306,085	570,176
Total Revenues	49,677,401	50,058,002	51,924,870
Current Operating:			
General government	6,083,214	6,306,579	6,042,155
Fire and life safety	11,514,553	11,242,700	11,515,444
Police	17,744,329	18,318,088	19,118,811
Library	1,426,083	1,457,714	1,440,438
Development and public works	9,283,821	9,041,272	9,427,305
Capital Projects	1,001,890	789,407	1,232,663
Debt service:			
Principal	2,330,192	2,418,973	2,507,974
Interest	1,197,635	1,108,223	1,011,446
Total expenditures	50,581,717	50,682,956	52,296,236
Excess of revenues over (under) expenditures	(904,316)	(624,954)	(371,366)
Transfers in	5,079,050	5,073,111	4,754,376
Transfers out	(4,120,498)	(4,458,815)	(4,409,317)
Bond sale costs	-	-	-
Issuance of debt	-	-	-
Payment to refunded bond escrow agent	-	-	-
Total other financing sources (uses)	958,552	614,296	345,059
Net changes in fund balances	$ 54,236	$ (10,658)	$ (26,307)
Debt services as a percentage of noncapital expenditures	7.09%	7.05%	6.83%

Notes:
a) Debt service represents principal and interest incurred during the year.
b) Noncapital expenditures do not include capital outlay for land, construction in progress, buildings and improvements, machinery and equipment and other infrastructure.

Source: Financial Statements

Fiscal Year						
2015	2016	2017	2018	2019	2020	2021
$ 33,065,500	$ 31,862,305	$ 33,098,818	$ 33,794,986	$ 36,634,081	$ 38,889,782	$ 39,448,636
2,783,280	3,122,149	3,325,162	3,251,909	3,184,547	3,384,446	3,421,932
12,172,857	8,484,882	9,224,182	9,515,619	10,388,913	12,054,048	13,433,515
7,670,658	9,247,507	8,410,972	8,740,655	8,255,515	9,824,965	9,912,595
1,688,251	1,652,415	1,655,009	1,813,942	1,819,429	1,577,656	1,316,405
109,373	170,631	276,286	427,571	1,017,688	1,205,189	275,832
45,618	25,265	18,989	13,082	17,098	15,062	6,621
708,847	775,308	743,777	785,899	1,205,665	1,057,800	1,566,002
58,244,384	55,340,462	56,753,195	58,343,663	62,522,936	68,008,948	69,381,538
6,643,279	8,240,463	8,509,994	7,901,804	8,571,201	8,616,360	9,085,862
11,237,818	11,848,268	12,380,622	12,894,682	13,114,125	13,149,807	14,318,920
18,997,316	20,231,011	19,388,013	19,748,479	21,115,709	22,052,943	22,352,091
1,610,330	1,706,475	1,848,510	1,646,799	1,904,135	2,063,085	2,055,401
9,233,725	9,063,061	9,285,822	9,036,058	9,628,378	11,004,908	12,230,771
1,354,801	2,187,974	6,204,622	967,170	6,095,447	2,758,368	6,831,924
2,602,206	1,630,000	2,156,706	1,695,530	2,021,673	4,247,965	4,093,807
913,103	807,469	650,730	653,657	674,222	735,544	653,938
52,592,578	55,845,926	60,425,019	54,544,179	63,124,890	64,628,980	71,622,714
5,651,806	(505,464)	(3,671,824)	3,799,484	(601,954)	3,379,968	(2,241,176)
4,874,912	6,369,454	1,775,328	2,729,248	1,458,838	2,025,984	2,739,379
(4,506,705)	(5,801,301)	(1,459,296)	1,229,455	(1,278,261)	(2,271,493)	(1,913,875)
-	-	-	-	-	(39,159)	-
-	16,994,808	2,000,000	(1,166,455)	-	10,000,000	-
-	(16,863,603)	-	-	-	-	-
368,207	699,358	2,316,032	2,792,248	180,577	9,715,332	825,504
$ 6,020,013	$ 193,894	$ (1,355,792)	$ 6,591,732	$ (421,377)	$ 13,095,300	$ (1,415,672)
6.84%	4.59%	5.21%	4.39%	4.71%	7.87%	7.44%

Revenue Capacity Information

City of Springfield, Oregon

ASSESSED VALUE AND ACTUAL VALUE OF TAXABLE PROPERTY

LAST TEN FISCAL YEARS

Fiscal year ended June 30,	Real Property	Manufactured Structures	Personal Property	Utilities	Total Taxable Assessed Value Including Urban Renewal and Exempt Property	Total City Direct Tax Rate	Total Urban Renewal Tax Rate	Estimated Actual Taxable Value
2012	*	*	*	*	$ 3,883,712,564	6.99	0.09	$ 6,716,253,056
2013	*	*	*	*	3,998,513,269	6.94	0.15	6,399,350,681
2014	*	*	*	*	4,043,528,204	7.15	0.18	6,450,348,959
2015	*	*	*	*	4,253,901,084	7.03	0.22	6,782,631,808
2016	*	*	*	*	4,339,850,283	6.78	0.21	6,939,893,310
2017	*	*	*	*	4,471,924,355	6.79	0.21	7,145,332,593
2018	*	*	*	*	4,624,303,479	6.68	0.24	7,841,457,283
2019	$ 4,541,773,087	$ 29,429,233	$ 197,693,142	$ 88,220,300	4,857,115,762	6.77	0.30	8,492,723,597
2020	4,685,349,599	32,414,522	193,329,553	83,515,100	4,994,608,774	7.27	0.29	9,110,886,037
2021	4,984,917,360	37,273,263	194,341,228	86,663,100	5,122,187,950	7.20	0.30	9,594,834,513

Source: Lane County Department of Assessment and Taxation
* Breakdown of assessed value into categories is not available

City of Springfield, Oregon

DIRECT AND OVERLAPPING PROPERTY TAX RATES

LAST TEN FISCAL YEARS

	City Direct Rates				
Fiscal Year	Basic Rate	General Obligation Debt Service	Police Operating Levy	Fire Operating Levy	Total Direct
2012	$ 4.71	$ 0.84	$ 1.09	$ 0.36	$ 6.99
2013	4.68	0.82	1.09	0.36	6.94
2014	4.67	0.84	1.28	0.36	7.15
2015	4.65	0.74	1.28	0.36	7.03
2016	4.65	0.49	1.28	0.36	6.78
2017	4.65	0.50	1.28	0.36	6.79
2018	4.64	0.40	1.28	0.36	6.68
2019	4.62	0.39	1.40	0.36	6.77
2020	4.62	0.89	1.40	0.36	7.27
2021	4.62	0.82	1.40	0.36	7.20

Source: Lane County Department of Assessment & Taxation

Overlapping Rates

School District No. 19	Lane County	Lane Community College	Lane County I.E.D. (E.S.D.)	Willamalane Park District	Springfield Economic Development Agency
$ 5.63	$ 1.38	$ 0.87	$ 0.22	$ 1.99	$ 0.09
5.63	1.37	0.85	0.22	1.98	0.15
5.61	1.91	0.85	0.22	2.42	0.18
5.61	1.91	0.85	0.22	2.33	0.22
5.79	1.80	0.81	0.22	2.30	0.21
5.88	1.65	0.83	0.22	2.31	0.21
5.84	1.64	0.83	0.22	2.28	0.24
5.78	1.77	0.83	0.22	2.25	0.30
5.79	1.81	0.82	0.22	2.24	0.29
5.79	1.81	0.95	0.22	2.21	0.30

City of Springfield, Oregon

PRINCIPAL PROPERTY TAX PAYERS

Current Year and Nine Years Ago

	2021			2012		
Taxpayer	Taxable Assessed Value	Rank *	Percentage of Total City Taxable Assessed Value	Taxable Assessed Value	Rank *	Percentage of Total City Taxable Assessed Value
IP Eat Three LLC (Weyerhauser)	$ 311,002,365	1	6.08%	$ 221,235,262	2	5.70%
McKenzie Willamette Hospital	83,506,840	2	1.63%	23,156,243	8	
BRFI Gateway LLC	80,689,443	3	1.58%	61,378,057	4	1.58%
PeaceHealth	503,468,354	4	9.83%	359,271,157	1	9.25%
Rosboro LLC	34,974,317	5	0.68%	27,459,771	6	0.71%
HSRE NW Spec Clinics Mob LLC	30,839,663	6	0.60%			
PacificSource Properties LLC	29,570,722	7	0.58%			
Kingsford Manufacturing	30,471,252	8	0.60%	21,836,613	10	
Borden Chemical Inc	29,783,086	9	0.58%			
Countryside Partners Springfield, LLC	25,741,081	10	0.50%			
Symantec Corporation				77,845,836	3	2.00%
RC Springfield 2007 LLC				23,431,266	7	0.60%
Comcast Corporation				34,133,300	5	0.88%
NCS Properties LLC				23,773,954	9	0.61%
Total	$ 1,160,047,123		22.66%	$ 873,521,459		21.33%

Source: Lane County Department of Assessment and Taxation
* Ranked by total taxes paid

City of Springfield, Oregon

PROPERTY TAX LEVIES AND COLLECTIONS

LAST TEN FISCAL YEARS

Fiscal Year Ended June 30,	Taxes Levied for the Fiscal Year	Collected within the Fiscal Year of the Levy		Collections & Adjustments	Total Collections and Adjustments to Date	
		Amount	Percentage of Levy		Amount	Percentage of Levy
2012	$ 27,667,002	$ 26,127,844	94.4%	$ 1,529,555	$ 27,657,976	99.97%
2013	28,646,245	26,967,621	94.1%	1,661,461	28,638,320	99.97%
2014	29,539,586	27,866,138	94.3%	1,648,963	29,530,460	99.97%
2015	31,427,683	29,665,353	94.4%	1,706,964	31,418,080	99.97%
2016	30,360,092	28,616,502	94.3%	1,616,030	30,342,929	99.94%
2017	31,525,757	29,852,562	94.7%	1,314,687	31,501,272	99.92%
2018	32,210,580	30,617,910	95.1%	935,026	32,155,214	99.83%
2019	34,341,345	32,759,524	95.4%	976,702	34,213,785	99.63%
2020	37,806,421	36,667,691	97.0%	1,007,340	37,447,913	99.05%
2021	38,412,008	37,489,935	97.6%	967,899	37,754,364	98.29%

Sources: Lane County Department of Assessments and Taxation; Annual Financial Reports

Debt Capacity Information

City of Springfield, Oregon

RATIO OF OUTSTANDING DEBT, BY TYPE

LAST TEN FISCAL YEARS

	Governmental Activities				Business Type Activities				
Fiscal Year	General Obligation Bonds	Capital Leases	Notes Payable	Contracts Payable	Revenue Bonds	Notes Payable	Total Primary Government	Percentage of Personal Income	Per Capita
2012	$25,130,137	$1,114,360	$1,469,152	$210,000	$ 31,445,204	$5,068,098	$64,436,951	0.50%	$1,077
2013	22,964,771	1,756,347	1,230,179	210,000	29,929,407	4,404,011	60,494,715	0.46%	1,008
2014	20,597,007	1,227,516	977,206	210,000	28,363,611	3,695,017	55,070,357	0.41%	917
2015	18,400,955	676,209	715,000	210,000	26,752,681	3,011,742	49,766,587	0.34%	828
2016	17,194,064	535,062	520,000	210,000	25,318,704	2,198,125	45,975,955	0.30%	764
2017	15,717,891	789,049	1,873,246	210,000	23,123,478	1,494,105	43,207,769	0.27%	712
2018	13,992,095	440,990	4,296,965	210,000	21,190,522	739,418	40,869,990	*	674
2019	13,243,365	297,355	3,720,293	210,000	19,317,564	505,833	37,294,410	*	608
2020	19,332,885	150,385	3,152,328	210,000	17,399,607	478,956	40,724,161	*	662
2021	15,628,404	-	2,532,520	210,000	14,555,111	478,621	33,404,656	*	536

Source: Annual Financial Reports
* not yet available

City of Springfield, Oregon

RATIO OF GENERAL BONDED DEBT OUTSTANDING

LAST TEN FISCAL YEARS

Fiscal Year	General Obligation Bonds	Percentage of Actual Taxable Value of Property	Per Capita
2012	$ 25,130,137	0.65%	421
2013	22,964,771	0.57%	383
2014	20,597,007	0.51%	343
2015	18,400,955	0.43%	306
2016	17,194,064	0.40%	286
2017	15,717,891	0.35%	260
2018	13,992,095	0.30%	230
2019	13,243,365	0.27%	216
2020	19,332,885	0.39%	314
2021	15,628,404	0.31%	251

Source: Annual Financial Statements,
Lane County Department of Assessment & Taxation
Population Research Center Portland State University
U.S. Census 4/1/2020

City of Springfield, Oregon

COMPUTATION OF DIRECT AND OVERLAPPING GOVERNMENTAL ACTIVITIES DEBT

JUNE 30, 2021

Governmental Unit	Debt Outstanding	Percentage applicable to the City	City's share of overlapping debt
City of Springfield - general obligation bond	$ 14,476,000	100.00%	$ 14,476,000
City of Springfield - notes payable	2,532,521	100.00%	2,532,521
City of Springfield - contracts payable	210,000	100.00%	210,000
Total Direct debt	$ 17,218,521		$ 17,218,521
Overlapping Debt			
Lane Community College	$ 199,335,000	14.79%	$ 29,486,032
Lane County	61,313,282	15.00%	9,199,322
School District 19	141,111,344	75.50%	106,542,734
School District 4J	393,572,762	4.94%	19,442,494
Lane Education Service District	6,001,972	15.04%	902,655
Willamalane Park & Recreation District	13,005,000	94.07%	12,233,231
Goshen RFPD	147,251	0.42%	620
Lane County Housing Authority	8,533,828	15.00%	1,280,399
Total overlapping debt	823,020,439		179,087,487
Total direct and overlapping debt			$ 196,306,008

Source: Oregon State Treasury

Notes:

a. Overlapping governments are those that coincide, at least in part, with the geographic boundaries of the City. This schedule estimates the portion of the outstanding debt of those overlapping governments that is borne by the residents and businesses of the City. The State of Oregon, Debt Management Division, provides overlapping debt data based on real market valuation of properties for each jurisdiction.

b. Total direct debt and overlapping debt is total direct debt plus gross overlapping debt.

City of Springfield, Oregon

LEGAL DEBT MARGIN INFORMATION

LAST TEN FISCAL YEARS

	June 30, 2021
Real market value	$ 9,594,834,513
Debt limit 3% of real market value	$ 287,845,035
Amount of debt applicable to debt limit:	14,476,000
Total debt margin	$ 273,369,035

Fiscal Year

	2012	2013	2014	2015
Debt Limit	$ 201,487,592	$ 191,980,520	$ 193,510,469	$ 203,478,954
Total net debt applicable to limit	25,845,000	23,665,000	21,410,000	19,070,000
Legal debt margin	$ 175,642,592	$ 168,315,520	$ 172,100,469	$ 184,408,954
Total net debt applicable to the limit as a percentage of debt limit	12.83%	12.33%	11.06%	9.37%

Source: Lane County Assessment & Taxation
City of Springfield Financials

2016	2017	2018	2019	2020	2021
$ 208,196,799	$ 214,359,978	$ 235,243,718	$ 254,781,708	$ 273,326,581	$ 287,845,035
15,975,000	14,465,000	13,075,000	11,630,000	17,950,000	14,476,000
$ 192,221,799	$ 199,894,978	$ 222,168,718	$ 243,151,708	$ 255,376,581	$ 273,369,035
7.67%	6.75%	5.56%	4.56%	6.57%	5.03%

City of Springfield, Oregon

PLEDGED-REVENUE COVERAGE

LAST TEN FISCAL YEARS

	Local Sewer Revenue Bonds					
				Debt Service		
Fiscal Year	System Revenues	Less: Operating Expenses	Net Available Revenue	Principal	Interest	Coverage
2012	$ 13,275,335	$ 7,010,679	$ 6,264,656	$ 1,420,000	$ 1,231,306	2.36
2013	13,602,039	7,715,412	5,886,627	1,465,000	1,188,956	2.22
2014	14,102,581	7,954,941	6,147,640	1,515,000	1,144,050	2.31
2015	14,819,959	7,270,726	7,549,233	1,560,000	1,097,325	2.84
2016	15,814,960	9,925,186	5,889,774	1,380,000	1,039,531	2.43
2017	17,544,930	8,584,216	8,960,714	1,425,000	988,281	3.71
2018	16,755,001	9,430,586	7,324,415	1,755,000	656,409	3.04
2019	17,132,240	9,117,789	8,014,451	1,695,000	724,400	3.31
2020	17,822,336	9,955,541	7,866,795	1,740,000	673,400	3.26
2021	17,576,152	11,031,158	6,544,994	1,795,000	533,790	2.81

Source: Annual Financial Reports

System revenues include user fees, system development charges and miscellaneous revenue.
Operating expenses do not include depreciation or interest expense.

Demographic and Economic Information

City of Springfield, Oregon

DEMOGRAPHIC AND ECONOMIC STATISTICS

LAST TEN CALENDAR YEARS

Year	Population	Personal Income (thousands of dollars)	Per Capita Personal Income	School Enrollment	Unemployment Rate
2010	59,425	$ 11,669,824	$ 33,160	10,622	11.0%
2011	59,695	12,235,553	34,614	10,565	9.9%
2012	59,840	12,784,129	36,062	10,494	8.9%
2013	59,990	13,047,961	36,630	10,479	8.0%
2014	60,065	13,392,647	37,374	10,384	6.9%
2015	60,135	14,597,955	40,259	10,249	5.9%
2016	60,140	15,160,278	41,027	10,315	5.3%
2017	60,655	16,275,200	43,430	10,366	4.6%
2018	60,865	*	47,710	10,133	3.8%
2019	61,355	*	57,325	10,200	4.5%
2020	61,535	*	*	9,746	6.0%
2021	62,352	*	*	*	7.2%

Sources: Population information provided by the Population Research Center, Portland State University.
Personal income and Per Capita income provided by Bureau of Economic Analysis and represents all of Lane County; for FY2018, Per Capica Income is from the U.S. Census: data.census.gov
Beginning with FY2018, Per Capita Personal Income becoming unavailable, we are reporting Lane County Median Household Income derived from the U.S. Census: data.census.gov
School enrollment data provided by Springfield School District No. 19.
Unemployment data provided by Oregon Employment Department and represents the adjusted yearly average for the entire Eugene-Springfield Metropolitan area

* Not yet available

City of Springfield, Oregon

PRINCIPAL EMPLOYERS

CURRENT YEAR AND NINE YEARS AGO

	2021		
Employer**	Estimated average Employees	Rank	Percentage of Total City Employment
Peace Health Oregon Region	2,900	1	11.40%
Springfield School District #19	1,380	2	5.43%
McKenzie Willamette Hospital	940	3	3.70%
Top 3 Technology Employers	900	4	3.54%
Top 3 Wood product employers	850	5	3.34%
Top 3 Food and beverage employers	525	6	2.06%
City of Springfield	400	7	1.57%
State Government	300	8	1.18%
Willamalane Park and Recreational District	275	9	1.08%
Federal Government	200	10	0.79%
Total	8,670		34.09%

	2012		
Employer**	Estimated average Employees	Rank	Percentage of Total City Employment
Peace Health Oregon Region	3430	1	14.13%
Symantic	1442	2	5.94%
Springfield School District #19	1258	3	5.18%
McKenzie Willamette Hospital	863	4	3.55%
Royal Caribbean Cruise Lines	650	5	2.68%
Peace Health Medical Laboratories	419	6	1.73%
City of Springfield	415	7	1.71%
Wal-Mart	375	8	1.54%
Willamalane Park and Recreation District	348	9	1.43%
Rosboro Lumber Company	320	10	1.32%
Total	9520		19.15%

Source: City Economic Development Division

** Due to confidentiality - the department of labor no longer discloses employee numbers for private companies.

Operating Information

City of Springfield, Oregon

FULL-TIME EQUIVALENT CITY GOVERNMENT EMPLOYEES BY FUNCTION/PROGRAM

LAST TEN FISCAL YEARS

	Fiscal Year			
	2012	2013	2014	2015
Function/Program				
General government				
City management	7.00	7.00	7.00	7.50
Finance	9.80	9.50	9.50	9.50
Human resources	6.00	6.00	6.00	6.00
Information technology	10.00	10.00	10.00	10.00
Legal/Judicial services	8.85	8.84	8.84	8.84
Police	124.16	122.99	122.99	123.00
Fire and Life Safety	103.00	101.00	100.00	99.00
Development and public works	140.75	130.56	129.75	130.00
Library	12.40	12.60	12.60	13.10
Total	421.96	408.49	406.68	406.94

Source:
City Budget Office- Based on published Budgeted FTE as of July 1, prior year

2016	2017	2018	2019	2020	2021
7.50	7.50	7.00	7.00	7.00	7.00
11.70	11.70	9.70	9.70	9.65	9.95
6.00	8.00	8.00	7.00	7.00	7.00
15.00	15.00	14.80	15.80	15.80	14.80
8.84	8.84	8.84	11.84	12.09	12.09
123.00	124.00	123.00	123.00	123.00	123.50
99.00	97.50	95.75	101.65	101.65	92.00
123.00	123.00	126.38	126.55	128.55	134.05
13.50	13.50	14.13	15.06	15.13	16.03
407.54	409.04	407.60	417.60	419.87	416.42

City of Springfield, Oregon
OPERATING INDICATORS BY FUNCTION/PROGRAM
LAST TEN FISCAL YEARS

Function/Program	Fiscal Year 2012	2013	2014
Police			
Criminal arrests (charges)	7,148	8,577	9,221
Parking violations	237	185	360
Traffic violations	10,122	10,648	7,517
Fire and life safety			
Number of fire stations	5	5	5
Incident responses	*	*	8,076
Fire incidents	*	*	206
Inspections	*	*	121
Library			
Number of public computer log-ins ****	46,797	64,065	70,756
Number of phone calls answered ****			
Total volumes loaned ****	354,120	354,538	354,503
Development and public works			
Crack sealing (in miles)	3	40	28
Potholes repaired	1,364	1,124	1,047
Storm lines high velocity cleaning (in feet)	3,835	1,909	1,811
Sanitary lines high velocity cleaning (in fee	652,069	587,954	363,748
Number of building permits **	428	382	433
Building valuation (in thousands)	$ 40,698	$ 44,388	$ 44,621

Sources: Various city departments

* City of Eugene provides Fire and life safety statistics - between 2011 and 2014, the Cities of Eugene and Springfield merged the departments. From 2014 on, the statics represent Incident Responses, Fire Incidents and Inspections done inside the City of Springfield by employees who may be Springfield or Eugene employees.
Prior to 2014, comparable data is unavailable.

** New constructions permits

*** Data not available

**** During FY21, the Library was mostly not open to patrons due to COVID19. Loaned materials were delivered curbside to patrons who reserved them online and public computers were seldom available.

2015	2016	2017	2018	2019	2020	2021
7,672	8,506	9,348	9,367	8,462	7,282	6,721
209	244	607	558	818	736	599
7,775	8,219	8,087	7,997	7,644	7,633	6,130
5	5	5	5	5	5	5
8,651	8,626	8,625	8,714	9,283	8,985	9,159
177	185	167	162	180	132	221
138	123	214	262	257	236	67
56,666	53,733	25,683	21,958	22,220	14,373	1,990
						4,225
365,497	364,823	355,848	365,763	376,622	321,688	107,256
11	12	0.14	2	4	18	7
775	***	***	1,103	1,634	1,705	1,705
2,200	1,500	2,000	4,661	20,000	3,600	3,613
426,466	601,920	786,000	646,635	510,000	331,601	333,600
466	224	427	1,541	2,236	2,349	2,575
$ 51,818	$ 77,150	$ 91,011	$ 71,631	$ 88,928	$ 115,946	$ 91,536

City of Springfield, Oregon

CAPITAL ASSET STATISTICS BY FUNCTION/PROGRAM

LAST TEN FISCAL YEARS

	Fiscal Year				
	2012	2013	2014	2015	2016
Function/Program					
Police					
Stations	1	1	1	1	1
Patrol units	20	20	20	20	20
Fire stations	5	5	5	5	5
Public works					
Streets (lane miles)	423	423	423	444	442
Street lights	4,350	4,530	4,300	4,362	4,338
Traffic signals	73	83	68	83	93

Sources: Various city departments

* Number of traffic signals for 2019 includes only those owned by Springfield. Prior years include signals installed within Springfield but owned by ODOT (Oregon Department of Transportation)

** Unavailable

2017	2018	2019	2020	2021
1	1	1	1	1
24	24	26	30	30
5	5	5	5	5
443	447	447	448	449.6
4,227	4,431	4,518	**	4,385
78	72 *	44	40	43

Compliance Section

Audit Comments

GROVE, MUELLER & SWANK, P.C.
CERTIFIED PUBLIC ACCOUNTANTS AND CONSULTANTS
www.gmscpa.com
(503) 581-7788 • FAX (503) 581-0152
475 Cottage Street NE, Suite 200 • Salem, Oregon 97301-3814

INDEPENDENT AUDITOR'S REPORT
REQUIRED BY OREGON STATE REGULATIONS

To the Honorable Mayor, Members of the
City Council and the City Manager
City of Springfield
225 Fifth Street
Springfield, Oregon 97477

We have audited, in accordance with auditing standards generally accepted in the United States of America and the standards applicable to financial audits contained in *Government Auditing Standards* issued by the Comptroller General of the United States, the basic financial statements of the City of Springfield, Oregon as of and for the year ended June 30, 2021, and have issued our report thereon dated December 22, 2021.

Compliance and Other Matters

As part of obtaining reasonable assurance about whether the City's financial statements are free of material misstatement, we performed tests of its compliance with certain provisions of laws, regulations, contracts, and grants, including the provisions of Oregon Revised Statutes as specified in Oregon Administrative Rules 162-10-000 through 162-10-320 of the Minimum Standards for Audits of Oregon Municipal Corporations, noncompliance with which could have a direct and material effect on the determination of financial statements amounts. However, providing an opinion on compliance with those provisions was not an objective of our audit, and accordingly, we do not express such an opinion.

We performed procedures to the extent we considered necessary to address the required comments and disclosures which included, but were not limited to the following:

- **Deposit of public funds with financial institutions (ORS Chapter 295).**
- **Indebtedness limitations, restrictions and repayment.**
- **Budgets legally required (ORS Chapter 294).**
- **Insurance and fidelity bonds in force or required by law.**
- **Programs funded from outside sources.**
- **Highway revenues used for public highways, roads, and streets.**
- **Authorized investment of surplus funds (ORS Chapter 294).**
- **Public contracts and purchasing (ORS Chapters 279A, 279B, 279C).**
- **Accountability for collecting or receiving money by elected officials - no money was collected or received by elected officials.**

In connection with our testing nothing came to our attention that caused us to believe the City was not in substantial compliance with certain provisions of laws, regulations, contracts, and grants, including the provisions of Oregon Revised Statutes as specified in Oregon Administrative Rules 162-10-000 through 162-10-320 of the Minimum Standards for Audits of Oregon Municipal Corporations except that the City exceed Local Government Investment Pool maximum balance during the fiscal year.

Internal Control Over Financial Reporting

In planning and performing our audit of the financial statements, we considered the City's internal control over financial reporting to determine the audit procedures that are appropriate in the circumstances for the purpose of expressing our opinion on the financial statements, but not for the purpose of expressing an opinion on the effectiveness of the City's internal control over financial reporting. Accordingly, we do not express an opinion on the effectiveness of the City's internal control.

Restriction on Use

This report is intended solely for the information and use of the Honorable Mayor, City Council and management of the City of Springfield, Oregon and the Oregon Secretary of State and is not intended to be and should not be used by anyone other than these parties.

GROVE, MUELLER & SWANK, P.C.
CERTIFIED PUBLIC ACCOUNTANTS

By: _____
Ryan T. Pasquarella, A Shareholder
December 22, 2021

GROVE, MUELLER & SWANK, P.C.
CERTIFIED PUBLIC ACCOUNTANTS AND CONSULTANTS
www.gmscpa.com
(503) 581-7788 • FAX (503) 581-0152
475 Cottage Street NE, Suite 200 • Salem, Oregon 97301-3814

December 22, 2021

To the Honorable Mayor, Members of the
City Council and the City Manager
City of Springfield
225 Fifth Street
Springfield, Oregon 97477

We have audited the financial statements of the City of Springfield and the Springfield Economic Development Agency (collectively known as the City) as of and for the year ended June 30, 2021, and have issued our report thereon dated December 22, 2021. Professional standards require that we advise you of the following matters relating to our audit.

Our Responsibility in Relation to the Financial Statement Audit

As communicated in our engagement letter dated May 21, 2021, our responsibility, as described by professional standards, is to form and express opinions about whether the financial statements that have been prepared by management with your oversight are presented fairly, in all material respects, in accordance with accounting principles generally accepted in the United States of America. Our audit of the financial statements does not relieve you or management of your respective responsibilities.

Our responsibility, as prescribed by professional standards, is to plan and perform our audit to obtain reasonable, rather than absolute, assurance about whether the financial statements are free of material misstatement. An audit of financial statements includes consideration of internal control over financial reporting as a basis for designing audit procedures that are appropriate in the circumstances, but not for the purpose of expressing an opinion on the effectiveness of the City's internal control over financial reporting. Accordingly, as part of our audit, we considered the internal control of the City solely for the purpose of determining our audit procedures and not to provide any assurance concerning such internal control.

We are also responsible for communicating significant matters related to the audit that are, in our professional judgment, relevant to your responsibilities in overseeing the financial reporting process. However, we are not required to design procedures for the purpose of identifying other matters to communicate to you.

Planned Scope and Timing of the Audit

We conducted our audit consistent with the planned scope and timing we previously communicated to you.

Compliance with All Ethics Requirements Regarding Independence

The engagement team, others in our firm, as appropriate, and our firm have complied with all relevant ethical requirements regarding independence.

Qualitative Aspects of the City's Significant Accounting Practices

Significant Accounting Policies

Management has the responsibility to select and use appropriate accounting policies. A summary of the significant accounting policies adopted by the City is included in the notes to the financial statements. During the year, the City implemented several new GASB pronouncements. See the notes to basic financial statements for details. No matters have come to our attention that would require us, under professional standards, to inform you about (1) the methods used to account for significant unusual transactions and (2) the effect of significant accounting policies in controversial or emerging areas for which there is a lack of authoritative guidance or consensus.

Significant Accounting Estimates

Accounting estimates are an integral part of the financial statements prepared by management and are based on management's current judgments. Those judgments are normally based on knowledge and experience about past and current events and assumptions about future events. Certain accounting estimates are particularly sensitive because of their significance to the financial statements and because of the possibility that future events affecting them may differ markedly from management's current judgments.

The most sensitive accounting estimates affecting the financial statements are:

- Management's estimate of other post-employment benefits, based on calculations from an independent third-party actuary.
- Management's estimate of the net pension liability related to OPERS and the City Retirement Plan, based on calculations from an independent third-party actuary.
- Management's estimate of the carrying value of capital assets, based on management's determination of the useful lives and future economic benefit of the assets.
- Management's estimate of the allowance for doubtful accounts, based on past experience with uncollected accounts.
- Management's estimate of the fair market value of investments, based on third-party brokerage information.
- Management's estimate of the self-insured health insurance liability, based on claims actually paid following year-end.
- Management's estimate of the self-insured workers compensation liability, based on calculations from an independent third-party actuary.

We evaluated the key factors and assumptions used to develop the estimates and determined that they are reasonable in relation to the basic financial statements taken as a whole and in relation to the applicable opinion units.

Financial Statement Disclosures

Certain financial statement disclosures involve significant judgment and are particularly sensitive because of their significance to financial statement users. The most sensitive disclosures affecting the City's financial statements relate to the fair value estimates related to the City's investments and the estimated liabilities related to OPERS, the City Retirement Plan, OPEB and self-insurance.

Significant Difficulties Encountered during the Audit

We encountered no significant difficulties in dealing with management relating to the performance of the audit.

Uncorrected and Corrected Misstatements

For purposes of this communication, professional standards require us to accumulate all known and likely misstatements identified during the audit, other than those that we believe are trivial, and communicate them to the appropriate level of management. Further, professional standards require us to also communicate the effect of uncorrected misstatements related to prior periods on the relevant classes of transactions, account balances or disclosures, and the financial statements as a whole and each applicable opinion unit. There were no uncorrected misstatements.

In addition, professional standards require us to communicate to you all material, corrected misstatements that were brought to the attention of management as a result of our audit procedures. There were no corrected misstatements.

Disagreements with Management

For purposes of this letter, professional standards define a disagreement with management as a matter, whether or not resolved to our satisfaction, concerning a financial accounting, reporting, or auditing matter, which could be significant to the City's financial statements or the auditor's report. No such disagreements arose during the course of the audit.

Representations Requested from Management

We have requested certain written representations from management, which are included in the attached letter dated December 22, 2021.

Management's Consultations with Other Accountants

In some cases, management may decide to consult with other accountants about auditing and accounting matters. Management informed us that, and to our knowledge, there were no consultations with other accountants regarding auditing and accounting matters.

Other Significant Matters, Findings, or Issues

In the normal course of our professional association with the City, we generally discuss a variety of matters, including the application of accounting principles and auditing standards, operating and regulatory conditions affecting the entity, and operational plans and strategies that may affect the risks of material misstatement. None of the matters discussed resulted in a condition to our retention as the City's auditors.

We applied certain limited procedures to management's discussion and analysis and required supplementary information schedules for OPEB, CRP, and PERS, which are required supplementary information (RSI) that supplements the basic financial statements. Our procedures consisted of inquiries of management regarding the methods of preparing the information and comparing the information for consistency with management's responses to our inquiries, the basic financial statements, and other knowledge we obtained during our audit of the basic financial statements. We did not audit the RSI and do not express an opinion or provide any assurance on the RSI.

We were engaged to report on the schedule of revenues and expenditures and changes in fund balance – budget to actual for the General, Police Local Option Levy, and Special Revenue funds, which is required supplementary information, and supplementary information as listed in the table of contents, which accompanies the financial statements but is not RSI. With respect to this information, we made certain inquiries of management and evaluated the form, content, and methods of preparing the information to determine that the information complies with accounting principles generally accepted in the United States of America, the method of preparing it has not changed from the prior period, and the information is appropriate and complete in relation to our audit of the financial statements. Furthermore, we compared and reconciled the information to the underlying accounting records used to prepare the financial statements or to the financial statements themselves.

We were not engaged to report on the introductory and statistical sections, which accompany the financial statements but are not RSI. Such information has not been subjected to the auditing procedures applied in the audit of the basic financial statements, and accordingly, we do not express an opinion or provide any assurance on it.

Restriction on Use

This report is intended solely for the information and use of the City Council and management of the City of Springfield and is not intended to be and should not be used by anyone other than these specified parties.

Very truly yours,

CERTIFIED PUBLIC ACCOUNTANTS

CITY OF SPRINGFIELD, OREGON

SPRINGFIELD OREGON

FINANCE DEPARTMENT
ACCOUNTING / REPORTING
ACCOUNTS RECEIVABLE / PAYABLE
ASSESSMENTS
BUDGETING / TREASURY
PAYROLL
PURCHASING

225 FIFTH STREET
SPRINGFIELD, OR 97477
(541) 726-3705
FAX (541) 726-3782
www.ci.springfield.or.us

December 22, 2021

Grove, Mueller & Swank, P.C.
475 Cottage Street NE, Suite 200
Salem, OR 97301

This representation letter is provided in connection with your audit of the financial statements of the City of Springfield, Oregon and the Springfield Economic Development Agency (collectively known as the City) as of June 30, 2021 and for the year then ended, and the related notes to the financial statements, for the purpose of expressing opinions on whether the basic financial statements present fairly, in all material respects, the financial position, results of operations, and cash flows, where applicable, of the various opinion units of the City in accordance with accounting principles generally accepted for governments in the United States of America (U.S. GAAP).

Certain representations in this letter are described as being limited to matters that are material. Items are considered material, regardless of size, if they involve an omission or misstatement of accounting information that, in the light of surrounding circumstances, makes it probable that the judgment of a reasonable person relying on the information would be changed or influenced by the omission or misstatement.

We confirm that, to the best of our knowledge and belief, having made such inquiries as we considered necessary for the purpose of appropriately informing ourselves as of December 22, 2021:

Financial Statements

- We have fulfilled our responsibilities, as set out in the terms of the audit engagement letter dated May 21, 2021, for the preparation and fair presentation of the financial statements of the various opinion units referred to above in accordance with U.S. GAAP.
- We acknowledge our responsibility for the design, implementation, and maintenance of internal control relevant to the preparation and fair presentation of financial statements that are free from material misstatement, whether due to fraud or error.
- We acknowledge our responsibility for the design, implementation, and maintenance of internal control to prevent and detect fraud.
- We acknowledge our responsibility for compliance with the laws, regulations, and provisions of contracts and grant agreements.
- We have reviewed, approved, and taken responsibility for the financial statements and related notes.
- We have a process to track the status of audit findings and recommendations.

- We have identified and communicated to you all previous audits, attestation engagements, and other studies related to the audit objectives and whether related recommendations have been implemented.
- Significant assumptions used by us in making accounting estimates, including those measured at fair value, are reasonable.
- Related party relationships and transactions have been appropriately accounted for and disclosed in accordance with the requirements of U.S. GAAP.
- All events subsequent to the date of the financial statements and for which U.S. GAAP requires adjustment or disclosure have been adjusted or disclosed.
- We have reviewed and approved the various adjusting journal entries that were proposed by you for recording in our books and records and reflected in the financial statements.
- The effects of all known actual or possible litigation and claims have been accounted for and disclosed in accordance with U.S. GAAP.
- All component units, as well as joint ventures with an equity interest, are included and other joint ventures and related organizations are properly disclosed.
- All funds and activities are properly classified.
- All funds that meet the quantitative criteria in GASB Statement No. 34, *Basic Financial Statements—and Management's Discussion and Analysis—for State and Local Governments*, GASB Statement No. 37, *Basic Financial Statements—and Management's Discussion and Analysis—for State and Local Governments: Omnibus* as amended, and GASB Statement No. 65, *Items Previously Reported as Assets and Liabilities*, for presentation as major are identified and presented as such and all other funds that are presented as major are considered important to financial statement users.
- All components of net position, non-spendable fund balance, and restricted, committed, assigned, and unassigned fund balance are properly classified and, if applicable, approved.
- Our policy regarding whether to first apply restricted or unrestricted resources when an expense is incurred for purposes for which both restricted and unrestricted net position/fund balance are available is appropriately disclosed and net position/fund balance is properly recognized under the policy.
- All revenues within the statement of activities have been properly classified as program revenues, general revenues, contributions to term or permanent endowments, or contributions to permanent fund principal.
- All expenses have been properly classified in or allocated to functions and programs in the statement of activities, and allocations, if any, have been made on a reasonable basis.
- All interfund and intra-entity transactions and balances have been properly classified and reported.
- Deposit and investment risks have been properly and fully disclosed.

- Capital assets, including infrastructure assets, are properly capitalized, reported, and if applicable, depreciated.
- All required supplementary information is measured and presented within the prescribed guidelines.
- With respect to the required supplementary information accompanying the financial statements:
  - We acknowledge our responsibility for the presentation of the required supplementary information in accordance with U.S. GAAP.
  - We believe the required supplementary information, including its form and content, is measured and fairly presented in accordance with U.S. GAAP.
  - The methods of measurement or presentation have not changed from those used in the prior period.
  - We believe the significant assumptions or interpretations underlying the measurement or presentation of the required supplementary information, and the basis for our assumptions and interpretations, are reasonable and appropriate in the circumstances.
- With respect to the supplementary information accompanying the financial statements:
  - We acknowledge our responsibility for presenting the supplementary information in accordance with accounting principles generally accepted in the United States of America, and we believe the supplementary information, including its form and content, is fairly presented in accordance with accounting principles generally accepted in the United States of America. The methods of measurement and presentation of the supplementary information have not changed from those used in the prior period, and we have disclosed to you any significant assumptions or interpretations underlying the measurement and presentation of the supplementary information.
  - If the supplementary information is not presented with the audited financial statements, we will make the audited financial statements readily available to the intended users of the supplementary information no later than the date we issue the supplementary information and the auditor's report thereon.
- With regard to investments and other instruments reported at fair value:
  - The underlying assumptions are reasonable and they appropriately reflect management's intent and ability to carry out its stated courses of action.
  - The measurement methods and related assumptions used in determining fair value are appropriate in the circumstances and have been consistently applied.
  - The disclosures related to fair values are complete, adequate, and in accordance with U.S. GAAP.
  - There are no subsequent events that require adjustments to the fair value measurements and disclosures included in the financial statements.

Information Provided

- We have provided you with:
  - Access to all information of which we are aware that is relevant to the preparation and fair presentation of the financial statements of the various opinion units referred to above, such as records, documentation, meeting minutes, and other matters and all audit or relevant monitoring reports, if any, received from funding sources;
  - Additional information that you have requested from us for the purpose of the audit; and
  - Unrestricted access to persons within the City from whom you determined it necessary to obtain audit evidence.
- All transactions have been recorded in the accounting records and are reflected in the financial statements.
- We have disclosed to you the results of our assessment of the risk that the financial statements may be materially misstated as a result of fraud.
- We have no knowledge of any fraud or suspected fraud that affects the City and involves:
  - Management;
  - Employees who have significant roles in internal control; or
  - Others where the fraud could have a material effect on the financial statements.
- We have no knowledge of any allegations of fraud, or suspected fraud, affecting the City's financial statements communicated by employees, former employees, vendors, regulators, or others.
- We are not aware of any pending or threatened litigation, claims, and assessments whose effects should be considered when preparing the financial statements and we have not consulted legal counsel concerning litigation, claims or assessments.
- We have disclosed to you the identity of the City's related parties and all the related party relationships and transactions of which we are aware.
- There have been no communications from regulatory agencies concerning noncompliance with or deficiencies in accounting, internal control, or financial reporting practices.
- The City has no plans or intentions that may materially affect the carrying value or classification of assets and liabilities.
- We have disclosed to you all guarantees, whether written or oral, under which the City is contingently liable.
- We have disclosed to you all significant estimates and material concentrations known to management that are required to be disclosed in accordance with GASB Statement No. 62 (GASB-62), *Codification of Accounting and Financial Reporting Guidance Contained in Pre-November 30, 1989 FASB and AICPA Pronouncements*. Significant estimates are estimates at the balance sheet date that could change materially within the next year.

Concentrations refer to volumes of business, revenues, available sources of supply, or markets or geographic areas for which events could occur that would significantly disrupt normal finances within the next year.

- We have identified and disclosed to you the laws, regulations, and provisions of contracts and grant agreements that could have a direct and material effect on financial statement amounts, including legal and contractual provisions for reporting specific activities in separate funds.
- There are no:
  - Violations or possible violations of laws or regulations, or provisions of contracts or grant agreements whose effects should be considered for disclosure in the financial statements or as a basis for recording a loss contingency, including applicable budget laws and regulations.
  - Unasserted claims or assessments that our lawyer has advised are probable of assertion and must be disclosed in accordance with GASB-62.
  - Other liabilities or gain or loss contingencies that are required to be accrued or disclosed by GASB-62.
  - Continuing disclosure consent decree agreements or filings with the Securities and Exchange Commission and we have filed updates on a timely basis in accordance with the agreements (Rule 240, 15c2-12).
- The City has satisfactory title to all owned assets, and there are no liens or encumbrances on such assets nor has any asset or future revenue been pledged as collateral, except as disclosed to you.
- We have complied with all aspects of grant agreements and other contractual agreements that would have a material effect on the financial statements in the event of noncompliance.
- With respect to federal award programs:
  - We are responsible for understanding and complying with and have complied with the requirements of Title 2 CFR Part 200, Uniform Administrative Requirements, Cost Principles, and Audit Requirements of Federal Awards (the Uniform Guidance), including requirements relating to preparation of the schedule of expenditures of federal awards, or we acknowledge our responsibility for presenting the schedule of expenditures of federal awards (SEFA) in accordance with the requirements of the Uniform Guidance and we believe the SEFA, including its form and content, is fairly presented in accordance with the Uniform Guidance. The methods of measurement or presentation of the SEFA have not changed from those used in the prior period and we have disclosed to you any significant assumptions and interpretations underlying the measurement or presentation of the SEFA.
  - If the SEFA is not presented with the audited financial statements, we will make the audited financial statements readily available to the intended users of the SEFA no later than the date we issue the SEFA and the auditor's report thereon.

- We have identified and disclosed to you all of our government programs and related activities subject to the Uniform Guidance and included in the SEFA made during the audit period for all awards provided by federal agencies in the form of grants, federal cost-reimbursement contracts, loans, loan guarantees, property (including donated surplus property), cooperative agreements, interest subsidies, insurance, food commodities, direct appropriations, and other direct assistance.
- We are responsible for understanding and complying with, and have complied with, the requirements of laws, regulations, and the provisions of contracts and grant agreements related to each of our federal programs and have identified and disclosed to you the requirements of laws, regulations, and the provisions of contracts and grant agreements that are considered to have a direct and material effect on each major program.
- We are responsible for establishing and maintaining, and have established and maintained, effective internal control over compliance requirements applicable to federal programs that provides reasonable assurance that we are managing our federal awards in compliance with laws, regulations, and the provisions of contracts and grant agreements that could have a material effect on our federal programs. We believe the internal control system is adequate and is functioning as intended.
- We have made available to you all contracts and grant agreements (including amendments, if any) and any other correspondence with federal agencies or pass-through entities relevant to federal programs and related activities.
- We have received no requests from a federal agency to audit one or more specific programs as a major program.
- We have complied with the direct and material compliance requirements, including, when applicable, those set forth in the *OMB Compliance Supplement*, relating to federal awards and confirm that there were no amounts questioned and no known noncompliance with the compliance requirements of federal awards.
- We have disclosed any communications from grantors and pass-through entities concerning possible noncompliance with the direct and material compliance requirements, including communications received from the end of the period covered by the compliance audit to the date of the auditor's report.
- We have disclosed to you the findings received and related corrective actions taken for previous audits, attestation engagements, and internal or external monitoring that directly relate to the objectives of the compliance audit, including findings received and corrective actions taken from the end of the period covered by the compliance audit to the date of the auditor's report.
- Amounts claimed or used for matching were determined in accordance with relevant guidelines in the Uniform Guidance.
- We have disclosed to you our interpretation of compliance requirements that may have varying interpretations.

- We have made available to you all documentation related to compliance with the direct and material compliance requirements, including information related to federal program financial reports and claims for advances and reimbursements.
- We have disclosed to you the nature of any subsequent events that provide additional evidence about conditions that existed at the end of the reporting period affecting noncompliance during the reporting period.
- There are no such known instances of noncompliance with direct and material compliance requirements that occurred subsequent to the period covered by the auditor's report.
- No changes have been made in internal control over compliance or other factors that might significantly affect internal control, including any corrective action we have taken regarding significant deficiencies in internal control over compliance (including material weaknesses in internal control over compliance), subsequent to the date as of which compliance was audited.
- Federal program financial reports and claims for advances and reimbursements are supported by the books and records from which the financial statements have been prepared.
- The copies of federal program financial reports provided you are true copies of the reports submitted, or electronically transmitted, to the respective federal agency or pass-through entity, as applicable.
- We have charged costs to federal awards in accordance with applicable cost principles.
- We are responsible for and have accurately prepared the summary schedule of prior audit findings to include all findings required to be included by the Uniform Guidance and we have provided you with all information on the status of the follow-up on prior audit findings by federal awarding agencies and pass-through entities, including all management decisions.
- We are responsible for and have accurately prepared the auditee section of the Data Collection Form as required by the Uniform Guidance.
- We are responsible for preparing and implementing a corrective action plan for each audit finding.

Mary E Allocco 12/22/21

Meg Allocco, Accounting Manager

12-22-21

Nathan Bell, Finance Director

AGENDA ITEM SUMMARY		
	Meeting Date:	1/18/2022
	Meeting Type:	Regular Meeting
	Staff Contact/Dept.:	Nathan Bell
	Staff Phone No:	(541) 726-2364
	Estimated Time:	Consent Calendar
S P R I N G F I E L D C I T Y C O U N C I L	**Council Goals:**	Mandate

ITEM TITLE:	NOVEMBER 2021 DISBURSEMENTS FOR APPROVAL
ACTION REQUESTED:	Approval of the following motion to: Approve the November 2021 Disbursements for Approval
ISSUE STATEMENT:	The November 2021 Disbursements for Approval is attached for your review and approval.
ATTACHMENTS:	Attachment 1: November 2021 Disbursements for Approval
DISCUSSION/ FINANCIAL IMPACT:	Checks totaling $3,468,318.51 were issued in November 2021. Documentation supporting these payments has been reviewed.

Check No	Check Dt	Vendor Name	Invoice ID	Line Description	Payment
1004437	11/4/21	Peterson Machinery Co. aka Peterson CAT	PC510308188	VEH 7058; RETAINER/BALL JOINT	406.46
					406.46
1004438	11/4/21	National Business Solutions	IN93264	C2227; ADDTL COPIES 9/3-10/2	17.77
					17.77
1004439	11/4/21	911 Supply Inc	INV-1-15482	Community Outreach CSO Uniform	195.98
			INV-1-15480	Officer Uniform Jacket	389.98
			INV-1-15481	Officer Uniform Jacket	389.98
			INV-1-15479	Officer uniform	66.99
			INV-1-15580	Uniform pants	209.98
			INV-1-15578	Uniform tie	15.00
			INV-1-15579	Uniforms	917.90
					2,185.81
1004440	11/4/21	All Traffic Solutions, Inc.	SIN030004	Speed sign accessories	805.00
					805.00
1004441	11/4/21	USI Northwest	3898407	C2338 Ins Installmt Jul-Sep 21	15,000.00
					15,000.00
1004442	11/4/21	Keefe Commissary Supply Company	3154462	C2020:InmateCommissary10/11/21	12.60
			3154463	C2020:InmateCommissary10/11/21	100.38
					112.98
1004443	11/4/21	Hughes Fire Equipment, Inc.	569080	M4/5101; PM SERVICE	734.31
					734.31
1004444	11/4/21	CDR Labor Law, LLC	874	FLS LEGAL SERVICES	3,224.00
					3,224.00

Check No	Check Dt	Vendor Name	Invoice ID	Line Description	Payment
1004445	11/4/21	TireHub, LLC	23154046	VEH 6050; TIRES	296.00
			23181660	VEH 6058; TIRES	653.24
					949.24
1004446	11/4/21	Dowl, LLC	37824	C2315; PROF SVCS- 8/29-1/2/21	89,525.94
					89,525.94
1004447	11/4/21	Omlid & Swinney Fire Protection &	EU38992	RESET FIRE ALARM SYSTEM	337.50
			EU038941	Sprinkler Repair, 21-6599	405.00
					742.50
1004448	11/4/21	CTS, Inc.	1854	P80083; POPULAR HARVEST	51,458.88
					51,458.88
1004449	11/4/21	PacWest Machinery, LLC	40413556	VEH 7130; SWITCH ACTUATOR	64.82
					64.82
1004450	11/4/21	Waterford Technologies, Inc	INV-101721	CUSTOMER CARE ANNUAL MAINT	16,130.00
					16,130.00
1004451	11/4/21	Wildish Construction Company, Inc.	Change Order #1-P21157	Chg Order#2-Mohawk & Olympic O	70,780.89
			P21162-5 (Final)	Prog Pmt #5 42nd St Overlay	63,144.98
			P21157-September 2021	Prog Pmt-Contr#92-30;Mohawk/Ol	37,857.50
					171,783.37
1004452	11/4/21	Republic Parking Northwest, LLC	10182021COS	C2229; Sept 21 Parking Enforce	10,757.32
					10,757.32
1004453	11/4/21	Catholic Community Svcs of Lane Co. Inc.	212203	C2831;REIMB PORTAPOTTIES/WASTE	85.75
					85.75

Check No	Check Dt	Vendor Name	Invoice ID	Line Description	Payment
1004454	11/4/21	ERP Analysts, Inc	ACH Test	ACH Test Transfer	0.01
					0.01
1004455	11/4/21	Northwest Youth Corps	1021	P80083;Popular Harv 9/27-10/10	15,327.50
					15,327.50
1004456	11/4/21	Reynolds Electric	21601511	UPGR LIBRARY LIGHT TO LED	3,050.00
					3,050.00
1004457	11/4/21	Thorp, Purdy, Jewett,Urness	SEPTEMBER 2021 STMT	MWMC LEGAL SERVICE-SEP 2021	4,084.40
					4,084.40
1004458	11/4/21	Garitty Ventures, LLC dba FPW Media	9502	C2291; Vimeo Subscription	24.00
			9309	Vinmo Subsc- OR:04-20431	12.00
					36.00
1004459	11/4/21	Friends of the Springfield Library	FSPL SALES OCTOBER 2021	FSPL SALES OCTOBER 2021	296.50
					296.50
1004460	11/4/21	Cascade Badge & Emblem	21-1006	Spfld Police challenge coin	246.80
					246.80
1004461	11/4/21	HRA VEBA Trust	OCT 2021-LABLUE	OCT 21 VEBA RETIREE SICK/VAC	16,906.17
			OCT 2021-WALKER	OCT 21 VEBA RETIREE SICK/VAC	21,532.24
					38,438.41
1004462	11/4/21	NW Natural	3099443-8 STMT 10/26/21	BK #155: UTILITIES - GAS	15.99
			717543-3 STMT 10/26/21	FLEET SHOP 9/27-10/26/21	139.33
			540107-0 STMT 10/25/2021	FS5; 09/27-10/25/21	265.06
					420.38

Check No	Check Dt	Vendor Name	Invoice ID	Line Description	Payment
1004463	11/4/21	Executive Information Services, Inc.	EISMN0000122	C879: EIS JMS maintenance	15,926.00
					15,926.00
1004464	11/4/21	City of Cascade Locks	103121CL	AMBULANCE REVENUE	1,807.81
					1,807.81
1004465	11/4/21	CITY OF HOOD RIVER	103121HR	AMBULANCE REVENUE	49.20
					49.20
1004466	11/4/21	City of La Grande Ambulance	103121LG	AMBULANCE REVENUE	2,264.39
					2,264.39
1004467	11/4/21	LANE FIRE AUTHORITY	103121LR	AMBULANCE REVENUE	60.00
					60.00
1004468	11/4/21	Mid-Columbia Fire and Rescue	103121MC	AMBULANCE REVENUE	10.00
					10.00
1004469	11/4/21	North Douglas County Fire & EMS	103121NO	AMBULANCE REVENUE	24,969.70
					24,969.70
1004470	11/4/21	Polk County Fire District No. 1	103121PC	AMBULANCE REVENUE	50.00
					50.00
1004471	11/4/21	SHERMAN COUNTY AMBULANCE	103121SC	AMBULANCE REVENUE	3,064.00
					3,064.00

Check No	Check Dt	Vendor Name	Invoice ID	Line Description	Payment
1004472	11/4/21	Moran, Jackson R			
			TRAVEL REMOTE BOOK DROP OCT	TRAVEL REMOTE BOOK DROP OCT	49.88
			TRAVEL REMOTE BOOK DROP SEPT	TRAVEL REMOTE BOOK DROP SEPT	51.04
					100.92
1004473	11/4/21	Grunow, Kylie F			
			4	C2858: Legis/Govt Relation Sv	2,500.00
					2,500.00
1004474	11/4/21	Public Safety Center, Inc.			
			ACH Test 2	ACH Test Transfer	0.01
					0.01
1004475	11/10/21	Verizon Wireless			
			9891915499	CELL / IPAD CHARGES	2,494.19
			9890297644	CELL / IPAD CHARGES	2,694.87
			9889715389	CELL PHONE/IPAD CHARGES	2,434.95
			9889715388	CELL PHONE/IPAD CHARGES	4,292.54
			9891915498	CELL PHONE/IPAD CHARGES	4,863.59
					16,780.14
1004476	11/10/21	Hughes Fire Equipment, Inc.			
			569259	M16/5104; VEHICLE REPAIRS	6,507.84
			569423	M24/596; PM SERVICE	1,004.46
			569420	M24/596; VEHICLE REPAIRS	187.37
			569367	M4/5101; VEHICLE REPAIRS	1,131.44
			569419	T03/561; VEHICLE REPAIRS	2,361.09
					11,192.20
1004477	11/10/21	DKS Associates, Inc.			
			0078915	C2503; MSSP OUTREACH-SEPT	7,113.75
					7,113.75
1004478	11/10/21	People Speak, LLC			
			SPR-0014	ASYNCHRONOUS MEETING SOFTWARE	800.00
					800.00
1004479	11/10/21	911 Supply Inc			
			INV-1-15734	Uniform stock	734.92
					734.92

Check No	Check Dt	Vendor Name	Invoice ID	Line Description	Payment
1004480	11/10/21	TransFirst Group Inc/TSYS Merch Solution			
			2221123	SEP 2021 - MERCHANT FEES	290.73
			2221124	SEP 2021 - MERCHANT FEES	13,087.88
					13,378.61
1004481	11/10/21	Checkmark Painting			
			2905	C2905; EXTERIOR PAINTING	7,400.00
					7,400.00
1004482	11/10/21	Firstline Communications, Inc.			
			170809	C2816; TELEPHONE SYS EQUIP	736.60
					736.60
1004483	11/10/21	San Diego Police Equipment Co. Inc.			
			649263	C2345: Ammunition	16,594.80
					16,594.80
1004484	11/10/21	Rexius Forest By-Products, Inc.			
			762783	C2839: Oct Landscape Maint.	625.00
					625.00
1004485	11/10/21	Correctional Industries Accounting			
			F179375	C2091: Inmate Meals 10/15/21	1,696.00
					1,696.00
1004486	11/10/21	Patriot Sentinel LLC			
			4	C2814: Background services	645.00
					645.00
1004487	11/10/21	Keefe Commissary Supply Company			
			3162674	C2020:InmateCommissary10/18/21	80.28
					80.28
1004488	11/10/21	Willamette Valley Awards, Inc.			
			59453	SELF INKING NOTARY STAMP	41.80
					41.80

Check No	Check Dt	Vendor Name	Invoice ID	Line Description	Payment
1004489	11/10/21	Garten Services, Inc	P301234	Sep 21 Shredding Svcs	10.00
					10.00
1004490	11/10/21	Coburg Road Quarry, LLC	70498	1-1/2" MINUS	396.45
					396.45
1004491	11/10/21	NW Natural	3676970-1 STMT 10/27/21	725 S 57TH ST - GAS	16.76
			2953029-2 STMT 10/26/21	CB: UTILITIES - GAS	96.76
			466497-5 STMT 10/27/21	CH GENERATOR-UTILITIES-GAS	23.44
			2143654-8 STMT 10/26/21	DP; UTILITIES - GAS	74.50
			414994-4 STMT 10/27/2021	FS14: 09/28-10/27/21	111.12
			2169456-7 STMT 10/27/2021	FS16; 09/28-10/27/21	178.14
			2003187-8 STMT 10/26/2021	FS3; 09/27-10/26/21	51.54
			JC GAS: 9/27/21-10/26/21	JC Gas: 9/27/21-10/26/21	2,958.14
			1830585-4 STMT 10/26/21	WR; 9/27-10/26/21	33.94
					3,544.34
1004492	11/10/21	Westates Flagman Inc.	33061	FLAGGING; 201 S 18TH	277.20
					277.20
1004493	11/10/21	The Freshwater Trust	115859	P80080; PROF SVCS-9/1-9/30/21	18,768.57
					18,768.57
1004494	11/10/21	Oregon Fence Company, Inc	28667	CEDAR RAIL INSTALLATION	1,318.00
					1,318.00
1004495	11/10/21	Above All Sanitation, Inc	155291	C2850; SINGLE TRAILER UNITS	169.25
					169.25
1004496	11/10/21	Emerald People's Utility District	88414 STMT 10/27/21	STREET LIGHT ELECTRIC	250.16
					250.16

Check No	Check Dt	Vendor Name	Invoice ID	Line Description	Payment
1004497	11/10/21	MODA	213030000432	Dental Claims 10/24 - 10/30/21	8,426.30
					8,426.30
1004498	11/10/21	Willamette Dental Insurance, Inc.	NOVEMBER 2021	Nov 2021 WD Admin Fee	4,922.65
					4,922.65
1004499	11/10/21	WECO	CP-00171856	CNO#:MotorcycleFuel10/18-10/30	142.04
					142.04
1004500	11/10/21	Greenhill Humane Society	3654	C2841: Oct 2021 Sheltering Svs	3,863.63
					3,863.63
1004501	11/10/21	Ebsco Subscription Service	2200565	AD COL economist adjustment	36.00
					36.00
1004502	11/10/21	Springshare LLC	21-R5499	TECH Springshare Nov 21-Oct 22	5,580.00
					5,580.00
1004503	11/10/21	Kennedy/Jenks Consultants, Inc.	150359	P80095-RNG UPGRADES-THRU 10/1	32,150.18
					32,150.18
1004504	11/10/21	Ensign Unlimited LLC	4255	FS#5; DOOR REPAIR	1,480.16
					1,480.16
1004505	11/10/21	Smart ERP Solutions, Inc.	ACH Test 2	ACH Test Transfer	0.01
					0.01

Check No	Check Dt	Vendor Name	Invoice ID	Line Description	Payment
1004506	11/18/21	The Bank of America			
			10/21 STUTESMAN, C	#5012 replace long block/engin	8,446.51
			10/21 SEDERLIN, R	#6025 radiator	361.42
			10/21 SEDERLIN, R	#6058 suspension lift	156.58
			10/21 SEDERLIN, R	#6058 swat truck	239.60
			10/21 SEDERLIN, R	#6097 pipe/housing	187.52
			10/21 SEDERLIN, R	#6098	24.52
			10/21 SEDERLIN, R	#6103 DEFLECTOR	351.60
			10/21 SEDERLIN, R	#6103 bumper	227.67
			10/21 SEDERLIN, R	#6103 deflector	66.26
			10/21 SEDERLIN, R	#6103 materials	38.88
			10/21 SEDERLIN, R	#6103 shield	75.00
			10/21 MASSA, T	#7049 jet hose repair	142.93
			10/21 MASSA, T	#7049 lateral hose repair	16.53
			10/21 MCDONALD, G	#7063 materials	13.98
			10/21 STUTESMAN, C	#7064 gloves/green pvc siction	95.38
			10/21 STUTESMAN, C	#7152 supplies	16.40
			10/21 ANDERSON, J	2 trash pickers for landscape	35.44
			10/21 VOGENEY, K	20 rolls of sheeting for flood	2,849.40
			10/21 Clinton, A	2021 Oregon Standard Specs Boo	374.97
			10/21 CALLAHAN, S	3 filters	44.97
			10/21 DAGGETT, J	3/4 minus for dig up	60.00
			10/21 DAGGETT, J	3/4 minus for dig up @ art wes	60.00
			10/21 DAGGETT, J	3/4 minus for lindale dig up	60.00
			10/21 SEDERLIN, R	4 tires	1,419.36
			10/21 BELL, N	AICPA Membership Bell	295.00
			10/21 FREY, E	AMZN MKTP Wellness Fair 2021 E	-17.94
			10/21 FREY, E	AMZN MKTP Wellness Fair 2021 E	17.94
			10/21 FREY, E	AMZN MKTP Wellness Fair Employ	59.56
			10/21 MAY, A	APPRENTICE BOOK/A. REA	77.32
			10/21 MAY, A	APPRENTICE CLASS/A. REA	217.52
			10/21 MONROE, T	Accidental Use-Will send check	306.00
			10/21 ALLOCCO, M	Animal Control/Pet Licencing F	28.90
			10/21 SPIRO, L	Annual Subscription for e-comm	969.00
			10/21 MASSEY, M	Anti Rust Spray	6.69
			10/21 JONES, B	Appointment Calendar for Pre-S	64.50
			10/21 CRAIG, L	Attorney-Client Privilege CLE-	245.00
			10/21 SARRETT, C	Azure AD Monthly Charge - IT	432.09
			10/21 BARRAGER, G	BALDOR	1,453.66
			10/21 BARRAGER, G	BATTERIES	14.99
			10/21 BARRAGER, G	BATTERIES	16.39
			10/21 MCDONALD, G	BK materials	63.69
			10/21 JONES, B	BLK Ink for working from home-	39.89
			10/21 CRAIG, L	BOLI Handbooks (4)	189.00
			10/21 CUSHMAN, S	Bags for Propterty	374.58
			10/21 CRAWFORD, J	Bags for Propterty	783.67
			10/21 SPIRO, L	Basecamp highrise	24.00
			10/21 MONROE, T	Black toner for the Jail	149.46
			10/21 POLEN, W	Blinking Light for Halloween G	239.44
			10/21 BLOMQUIST, M	Blomquist-SHRM- thru 11-30-22	219.00
			10/21 CARPENTER, C	Books for Building Program- Ch	629.45
			10/21 WEAVER, R	CCE Recertification - Det Weav	150.00
			10/21 Segura, J	CDL EXAM/J. SEGURA	115.00
			10/21 WEAVER, R	CE Annual Certification	50.00
			10/21 WEAVER, R	CE Annual Certification - Det	150.00
			10/21 GRIESEL, C	CEDS/BBBA/EcDev Regional Partn	32.00
			10/21 MCDONALD, G	CH & JC lights	74.62
			10/21 PARDEE, T	CIT Membership Renewal	25.00
			10/21 PETERSEN, S	CLAIM ADJ/B2B PRIME 2G3YT - Cr	-179.00
			10/21 FREY, E	CRAIGSLIST.ORG - Mechanic 2021	25.00
			10/21 POLEN, W	Car Seat Certification for L.	95.00

Check No	Check Dt	Vendor Name	Invoice ID	Line Description	Payment
1004506	11/18/21	The Bank of America			
			10/21 Walker, S	Cello bags for Cell Phones - P	12.69
			10/21 WEAVER, R	Certification for Det. Weaver	100.00
			10/21 MASSEY, M	Chairs for EVOC trailer classr	113.64
			10/21 NYTES, AMY J	Charger for Cell Phone-N. Newt	24.99
			10/21 Miller, A	Community Input post on the MW	23.00
			10/21 Miller, A	Community Input post on the MW	26.00
			10/21 PENCE, J	Confirmation Number 0005857364	64.00
			10/21 POLEN, W	Crowd Control per HB3355	876.00
			10/21 OBRINGER, N	DAS ORCPP MEMBERSHIP	4,000.00
			10/21 KENT, C	DMV Fees for September 2021`	3.85
			10/21 MCDONALD, G	DPW OPS LOCK COMBO RESET	20.00
			10/21 MCDONALD, G	DPW OPS LOCK COMBO RESET	75.00
			10/21 MONROE, T	DataSticks for ISB	44.99
			10/21 CRAWFORD, J	Dispatch Headset	94.20
			10/21 PENCE, J	Dispatch Uniforms -	939.90
			10/21 SARRETT, C	Domain Renewal - IT	63.51
			10/21 DAVID, E	EMP DEV - OLA membership	132.00
			10/21 WORLEY, T	EMP DEV - TW -divaudit	304.44
			10/21 SCHINDELE-CUPPLES, C	EMP DEV Slack Oct 2021	126.13
			10/21 DILLEY, H	ERT charging cable	38.59
			10/21 DILLEY, H	ERT phone case	79.98
			10/21 KELLY, E	EUGENE FIREMED ABN RENEWAL FEE	50.00
			10/21 MASSEY, M	EVOC Training	82.11
			10/21 Walker, S	Embroidered Patches for Patrol	519.00
			10/21 BISHOP, K	Eventbrite Supervisory Trainin	29.00
			10/21 BISHOP, K	Eventbrite Supervisory Trainin	29.00
			10/21 FOSSEN, A	External Hard Drive	59.99
			10/21 SCHINDELE-CUPPLES, C	F22 Creativebug subscription	1,488.00
			10/21 McGillivray, M	FACEBOOK SOCIAL MARKETING COUR	199.00
			10/21 KELLY, E	FIREMED ABN RENEWAL FEE	50.00
			10/21 KELLY, E	FIREMED ABN RENEWAL FEE	50.00
			10/21 WILSON, B	FIRST AID SUPPLIES	68.70
			10/21 WILSON, B	FIRST AID SUPPLIES	284.00
			10/21 Clinton, A	FOXIT SOFTWARE refund for Joh	-49.99
			10/21 Clinton, A	FOXIT SOFTWARE for John Coggin	49.99
			10/21 MANLEY, M	FS16 coat board	360.00
			10/21 MCDONALD, G	FS16 repair materials	138.00
			10/21 MCDONALD, G	FS16 rubber wheel/carriage whe	80.00
			10/21 MCDONALD, G	FS3 hydrant repair kit	154.40
			10/21 MCDONALD, G	FS3 materials	32.84
			10/21 MCDONALD, G	FS5 ORBITAL SPRAYER	51.95
			10/21 BELL, N	FSP OREGON GOV 2021 OGFOA Webi	295.00
			10/21 MYERS, J	Firearm Equipment - Holster	215.95
			10/21 WEAVER, R	Flash Drive Super Write for IS	92.46
			10/21 NOTARY, K	Front Desk Safety & Security f	97.00
			10/21 ARONOWITZ, R	G&M AV - AD COL	35.98
			10/21 GUSTAVSON, L	G&M Triolo donation - gates fo	1,300.00
			10/21 ARONOWITZ, R	G&M adult AV	41.98
			10/21 VAUGHT, M	GARBAGE BAGS	60.99
			10/21 SCHWARTZ, T	GARDENHOSE/SPRAYER	29.98
			10/21 ALLOCCO, M	GOVERNMENT FINANCE OFF - GAAP	135.00
			10/21 Keetle, B	Gas for Drone Training	41.08
			10/21 Miller, A	Gift cards for teachers for Cl	50.00
			10/21 Miller, A	Gift cards for teachers for Cl	50.00
			10/21 SARRETT, C	GoToMeeting Monthly Renewal -	18.00
			10/21 BARRAGER, G	HVAC ools	42.95
			10/21 BARRAGER, G	HVAC tools	49.95
			10/21 BARRAGER, G	HVAC tools	98.57
			10/21 BARRAGER, G	HVAC tools	432.99
			10/21 SPIRO, L	Halloween Items for participat	344.10

Check No	Check Dt	Vendor Name	Invoice ID	Line Description	Payment
1004506	11/18/21	The Bank of America			
			10/21 Keetle, B	Hotel for Drone Training -Keet	559.52
			10/21 Dunn, B	Hotel for SWAT School	1,028.55
			10/21 Dunn, B	Hotel for SWAT School - Crawfo	1,028.55
			10/21 STEFFEN, C	IPMA-HR Pay Equity Training	40.00
			10/21 VAUGHT, M	ITE membership renewal/s. mill	330.00
			10/21 MCDONALD, G	JC V BELT/SHEAVE	172.63
			10/21 RICHMOND, J	JERRYS HOME-SPRINGFIEL - Purch	49.92
			10/21 GUSTAVSON, L	JR PROG - craft supplies for s	3.29
			10/21 SCHWARTZ, T	LEAF BLOWER AIRFILTER	9.00
			10/21 BARRAGER, G	LIGHTS FOR BOOTH KELLY	115.98
			10/21 KELLY, E	LODGING:BEND BLUE CARD TtT CLA	699.40
			10/21 POWELL, D	LODGING:BEND BLUE CARD TtT CLA	699.40
			10/21 CRAIG, L	Lane County Bar Assoc. Dues (K	60.00
			10/21 CRAIG, L	Lane County Bar Assoc. Dues (M	60.00
			10/21 Broomfield, J	Laptop Mount for Code Enforcem	370.96
			10/21 Knight, N	Law Enforcement Conference-Pro	225.00
			10/21 JONES, B	Legal AD 811-21-000234-TYP4 A	364.72
			10/21 JONES, B	Legal Ad 811-21-000169-TYP3 AL	242.50
			10/21 JONES, B	Legal Ad for (3) ads- 811-21-0	306.44
			10/21 JONES, B	Legal Ad- 811-21-000198-TYP3	56.40
			10/21 OLSEN, R	Lindale dig up	32.91
			10/21 HAYES, J	MEAL:EMS CLASS IN SCAPPOOSE, H	15.05
			10/21 HAYES, J	MEAL:EMS CLASS IN SCAPPOOSE, H	25.75
			10/21 JUDD, D	MICHAELS STORES 8831 - 2021 We	11.94
			10/21 RIDDLE, M	MILLS - Hot spots group C	1,375.00
			10/21 GUSTAVSON, L	MILLS - Incentive books	113.50
			10/21 GUSTAVSON, L	MILLS - Incentive books	578.79
			10/21 GUSTAVSON, L	MILLS - incentive books	40.40
			10/21 GUSTAVSON, L	MILLS - incentive books	170.26
			10/21 GUSTAVSON, L	MILLS - incentive books	221.14
			10/21 McGRAW, M	MUSEUM EXHIB - exhibit supplie	22.72
			10/21 McGRAW, M	MUSEUM EXHIB - supplies	45.93
			10/21 McGRAW, M	MUSEUM EXHIB - supplies	89.91
			10/21 McGRAW, M	MUSEUM MEMB - Mindy event fee	10.00
			10/21 SPIRO, L	MWMC's sponsorship of morning	28.00
			10/21 PENCE, J	Markers and Index cards for di	16.16
			10/21 RAPPE, T	Meals for SWAT	114.40
			10/21 SPIRO, L	Media Signage	99.00
			10/21 POLEN, W	Metal NW signs for Neighborhoo	474.66
			10/21 Broomfield, J	Mobile Printer & Ink for Code	797.26
			10/21 MONROE, T	Monthly Charge for ISB	234.70
			10/21 ALLOCCO, M	Monthly License Fee	22.20
			10/21 FOSSEN, A	Monthly RG Subscription-CMO	9.99
			10/21 KENT, C	Monthly Subscription for Septe	9.95
			10/21 CRAIG, L	Monthly Westlaw Charges	342.67
			10/21 CRAIG, L	Monthly Westlaw Charges	342.67
			10/21 Miller, S	NEC books	377.02
			10/21 Miller, S	NESC books	439.00
			10/21 Brennan, J	Name plate for Marcia Miller	20.88
			10/21 GARCIA-CASH, J	National Tactical Officers Ass	50.00
			10/21 ANDERSON, K	Notary Application Fee for Kat	40.00
			10/21 SHEARER, A	OACP Meeting Travel - Gas	71.26
			10/21 Norman, C	ODOT signal upgrade	2.78
			10/21 Norman, C	ODOT signal upgrade	72.70
			10/21 KEENE, V	OEDA ANNUAL CONF REGISTRATION-	140.00
			10/21 HELD, D	OFFICE DEPOT -Office Supplies	85.45
			10/21 KEENE, V	OREGON PARKS/MAIN STREET CONF-	75.00
			10/21 CUSHMAN, S	ORPAT Supplies	72.20
			10/21 VAUGHT, M	OSHA CONF REFUND	-200.00
			10/21 VAUGHT, M	OSHA CONF REFUND	-200.00

Check No	Check Dt	Vendor Name	Invoice ID	Line Description	Payment
1004506	11/18/21	The Bank of America			
			10/21 BAKER, E	OVMA conf lodging/e. baker	357.76
			10/21 WILLIAMSON, J	OVMA conf lodging/j. williamso	425.26
			10/21 LONG, M	OVMA conf lodging/m. long	425.26
			10/21 ANDERSON, K	Office Supplies for DPW SE Qua	6.16
			10/21 ANDERSON, K	Office Supplies for DPW SE Qua	8.78
			10/21 ANDERSON, K	Office Supplies for DPW SE Qua	32.20
			10/21 ANDERSON, K	Office Supplies for DPW SE Qua	93.50
			10/21 ANDERSON, K	Office Supplies for DPW SE Qua	156.99
			10/21 ANDERSON, K	Oregon Permit Technicians Asso	90.00
			10/21 NOTARY, K	Oregon Permit Technicians Asso	270.00
			10/21 BELL, N	PAYPAL UNITEDWAY Voice for Ra	10.00
			10/21 ALLOCCO, M	PAYPAL UNITEDWAYLA UN - Prese	10.00
			10/21 DZIERZEK, D	PC Purchase / PD - ISB SP01385	1,130.56
			10/21 CRAWFORD, J	PIO Camera Equip	1.00
			10/21 CRAWFORD, J	PIO Camera Equip	199.00
			10/21 CRAWFORD, J	PIO Equipment	46.07
			10/21 Miller, A	PNCWA Registration	180.00
			10/21 MACAULEY, L	PPE, SAFETY GLASSES, HARD HATS	71.06
			10/21 Miller, A	PRSA Integrated Communication	975.00
			10/21 Miller, A	Participating in Willamalane's	45.76
			10/21 PENCE, J	Patrol Car tow	310.00
			10/21 POLEN, W	Pens/Pencils to hand out for C	357.29
			10/21 McVey, S	Pepperball Training Cert for C	395.00
			10/21 MONROE, T	Phone Bill for PD - Cell	92.62
			10/21 CARPENTER, C	Phone Charger for Thayne Smith	7.99
			10/21 MONROE, T	Pink Ribbon Pins for SPD - Can	33.99
			10/21 PENCE, J	Postage for Case #10-10856	8.80
			10/21 MORRIS, S	Postage for Urgent Mailout- Sh	34.52
			10/21 Walker, S	Postage to Ontario Cali	11.85
			10/21 JONES, B	Printer Ink for working from h	49.50
			10/21 MYERS, J	Pro-fit for guns - SWAT	215.95
			10/21 MASSEY, M	Propane Tank for EVOC Trailer	49.99
			10/21 PENCE, J	Property/CSO/Admin/Records Uni	1,937.45
			10/21 SARRETT, C	Prox Cards - Police	111.11
			10/21 Walker, S	RADIO EAR PIECES	1,250.00
			10/21 Manley, T	RECRUIT CLASS LUNCH	9.20
			10/21 Manley, T	RECRUIT CLASS LUNCH	142.60
			10/21 FREY, E	REGISTER GUARD ADV - Mechanic	146.86
			10/21 OBRINGER, N	REGISTER GUARD SUPP BUDGET HEA	687.50
			10/21 MASSEY, M	Raingear for EVOC Instructors	264.95
			10/21 BLOMQUIST, M	Register Guard Online- Oct. 20	8.62
			10/21 Walker, S	Registration Renewal-Vehicle V	10.00
			10/21 Walker, S	Registration for Chevy- VIN 93	132.50
			10/21 BARKER, J	Replacement filters for air pu	99.50
			10/21 MONROE, T	Ricoh Maint. Kit for copier/pr	249.34
			10/21 STEFFEN, C	SHRM Annual Membership	219.00
			10/21 MONROE, T	SMEAD Labels for ISB	53.05
			10/21 MONROE, T	SMEAD labels for SMJ	10.61
			10/21 MONROE, T	SMEAD labels for SMJ	21.90
			10/21 JUDD, D	SMILEMAKERS INC - 2021 Wellnes	124.97
			10/21 BOYATT, T	SPRINGFIELD AREA CHAMB - Membe	165.00
			10/21 McGRAW, M	SUPPLIES - gaylord	325.80
			10/21 MARSONETTE, K	SUPPLIES - packing tape	11.61
			10/21 WORLEY, T	SUPPLIES - vinyl sticker paper	116.10
			10/21 SCHINDELE-CUPPLES, C	SUPPLIES -Staff calendar	11.39
			10/21 WORLEY, T	SUPPLIES -materials for shelf	197.36
			10/21 KRUEGER, S	Safety Clothing for Marcia Mil	279.98
			10/21 WEAVER, R	Seagate Internal Hard Drive- I	162.50
			10/21 PENCE, J	Self Inking stamp for dispatch	49.95
			10/21 Miller, A	Shipping for FOG kits sent to	4.00

Check No	Check Dt	Vendor Name	Invoice ID	Line Description	Payment
1004506	11/18/21	The Bank of America			
			10/21 Brennan, J	Shipping for giveaway prize fo	9.20
			10/21 MONROE, T	Smead labels for ISB	31.83
			10/21 DZIERZEK, D	Software Purchase / ManageEngi	7,320.00
			10/21 MURPHY, M	Spanish Classes for IDDE/WQF	175.00
			10/21 MONROE, T	Springfield Patch Sign for Fro	2,609.13
			10/21 KENT, C	Subscription charges for Octob	17.60
			10/21 CROLLY, G	Subscription for Lt. Crolly	7.99
			10/21 AUSTIN, B	Supplies for AC training put o	41.56
			10/21 Manley, T	TRAINING GROUND SUPPLIES	54.97
			10/21 Manley, T	TRAINING GROUND SUPPLIES	159.84
			10/21 Walker, S	Tape and dispenser for Walker	12.99
			10/21 MILLER, T	Tarps for poplar harvest	105.95
			10/21 Walker, S	Taser Holster	87.90
			10/21 Walker, S	Taser Holster (5)	417.25
			10/21 LAUDATI, N	Ticket to Ruby Bridges Event-N	10.00
			10/21 NYTES, AMY J	Ticket to Ruby Bridges Event-N	10.00
			10/21 SOLARES, E	Towels for cleaning	16.49
			10/21 MYERS, J	Training SWAT - Myers	670.00
			10/21 Benitez, E	Training for Sgt. Massey- 2021	795.00
			10/21 STEFFEN, C	UNITED Flight to NOLA Confer	53.01
			10/21 MELICK, B	UO TICKET OFFICE - Security Su	15.00
			10/21 WEAVER, R	USB 3.2 External -ISB Forensic	311.22
			10/21 DRISCOLL, J	USB-C	61.68
			10/21 JAEGER, P	Upstream Art and IDDE Supplies	243.10
			10/21 LUNDBERG, R	WATER RESCUE BATTERY CHARGERS	129.48
			10/21 DONOHUE, J	WATER RESCUE CLASS REFRESHMENT	16.00
			10/21 LUNDBERG, R	WATER RESCUE HEADLAMPS	129.90
			10/21 LUNDBERG, R	WATER RESCUE SHIPPING CHARGES	42.74
			10/21 DONOHUE, J	WATER RESCUE SUPPLIES	166.65
			10/21 DONOHUE, J	WATER RESCUE TRAINING MATERIAL	57.33
			10/21 STEFFEN, C	WWW.VOLGISTICS.COM - 10/2021 -	290.00
			10/21 STOUDER, M	Webinar with United Way of Lan	10.00
			10/21 Walker, S	White Label Tape - Walker	16.99
			10/21 Miller, A	Willamette River Festival give	2.84
			10/21 CRAIG, L	Worldox Software Maintenance A	330.00
			10/21 Miller, S	atc connections for ODOT	24.99
			10/21 BARRAGER, G	batteries	18.38
			10/21 MYERS, J	batteries	109.96
			10/21 MONROE, T	batteries for ISB	28.15
			10/21 MCDONALD, G	bk re-key	11.00
			10/21 SEDERLIN, R	black aries grill guard #6058	650.00
			10/21 SEDERLIN, R	blade asy	46.84
			10/21 STUTESMAN, C	body cam dock cable	18.18
			10/21 MCDONALD, G	bolt for JL	5.20
			10/21 McCAFFERY, M	boot laces/m. mccaffery	3.99
			10/21 WILSON, B	building material for electric	49.40
			10/21 WILSON, B	building materials for electri	244.64
			10/21 KLING, T	business radio licensing	985.00
			10/21 OLSEN, R	cable ties/replacement chain	41.26
			10/21 McGillivray, M	camera supplies	720.94
			10/21 KLING, T	cards	11.28
			10/21 MCDONALD, G	ch parking lot lights	503.70
			10/21 BAKER, E	clear gas for herbicide spraye	9.90
			10/21 DILLEY, H	clothing order	219.40
			10/21 FINSAND, B	code book/tabs/tape for shop	191.51
			10/21 FINSAND, B	code change/c. norman	268.00
			10/21 SEDERLIN, R	code enforcement veh. window r	1,006.00
			10/21 MCDONALD, G	compressor oil	19.98
			10/21 VOGENEY, K	cyber resilience summit	15.00
			10/21 AANRUD, I	dish soap/plates lunch room	20.97

Check No	Check Dt	Vendor Name	Invoice ID	Line Description	Payment
1004506	11/18/21	The Bank of America			
			10/21 CURRIER, R	dremel bits	11.67
			10/21 CURRIER, R	dremel bits	16.48
			10/21 FARSET, M	dump cards for boom truck x 4	250.00
			10/21 DRISCOLL, J	eBay Battery Charger for Trimb	48.00
			10/21 Norman, C	electrical room	411.42
			10/21 Espinoza, M	electrical storage room	300.11
			10/21 SEDERLIN, R	expedition retrofit	880.10
			10/21 McGillivray, M	facebook posts	66.42
			10/21 BARRAGER, G	filters for traffic unit	62.60
			10/21 DILLEY, H	first aid burn kits/supplies	81.40
			10/21 Miller, S	flash drives for ODOT project	29.08
			10/21 DAGGETT, J	flash light/spray foam	36.58
			10/21 VAUGHT, M	fuel ticket paper	80.78
			10/21 Dunn, B	gas for SWAT school	29.15
			10/21 Dunn, B	gas for SWAT school	76.73
			10/21 NAWALANIEC, R	gloves	15.30
			10/21 FINSAND, B	gloves	30.00
			10/21 ANDERSON, J	gloves, duct tape, rope	72.37
			10/21 MASSA, T	gloves/rope	53.08
			10/21 VOGENEY, K	gmail for eoc	72.00
			10/21 STOREY, M	hard hat	68.00
			10/21 REA, A	hard hat for Austin Rea	86.48
			10/21 ANDERSON, J	hard hat/ear muffs for charlot	41.95
			10/21 REA, A	hardhat earmuffs/a. rea	19.67
			10/21 BARNETT, B	ies virtual conf/b. barnett	450.00
			10/21 VAUGHT, M	ink for barnett	33.89
			10/21 VAUGHT, M	ink for barnett	68.89
			10/21 McGillivray, M	international fee for fb post	1.59
			10/21 VAUGHT, M	ite membership renewal/b. barn	330.00
			10/21 ANDERSON, J	knee cushions for weeding	15.98
			10/21 MONROE, T	label rolls/9V batteries for I	71.19
			10/21 HANSEN, C	laptop bag	50.99
			10/21 MCDONALD, G	lights	4.88
			10/21 MCDONALD, G	lights for JC	186.91
			10/21 MCDONALD, G	lights for JC & JL	124.50
			10/21 RAIVO, D	locate stakes	56.00
			10/21 AANRUD, I	locates wand for gradall	33.08
			10/21 FINSAND, B	locating class/S. SCOTT	50.00
			10/21 FINSAND, B	locating class/b. finsand & c.	100.00
			10/21 BARRAGER, G	memorial bldg lock	11.94
			10/21 BARRAGER, G	memorial bldg lock	46.40
			10/21 DILLEY, H	metal cutting blades	80.99
			10/21 SEDERLIN, R	new ISB traverse	762.18
			10/21 McGillivray, M	nikkor camera lens	899.99
			10/21 VAUGHT, M	office supplies	16.73
			10/21 VAUGHT, M	office supplies	24.97
			10/21 VAUGHT, M	office supplies	57.64
			10/21 VAUGHT, M	office supply	10.85
			10/21 VAUGHT, M	office supply	12.13
			10/21 AANRUD, I	paint for ditching/sidewalks	29.96
			10/21 WILSON, B	plywood to finish lockup	164.95
			10/21 WILSON, B	post level x2	9.94
			10/21 MASSEY, M	propane tank heater for evoc t	129.61
			10/21 ANDERSON, J	raingear/boots/c. johnson	90.97
			10/21 VOGENEY, K	register guard/eoc	12.95
			10/21 WILLIAMSON, J	repair & stock	789.96
			10/21 FARSET, M	repair kit for boom truck	20.99
			10/21 CORNELIUS, S	repair parts	4.99
			10/21 MACAULEY, L	replacement key for thermo lay	4.75
			10/21 MAY, A	retirement cards	14.88

Check No	Check Dt	Vendor Name	Invoice ID	Line Description	Payment
1004506	11/18/21	The Bank of America			
			10/21 VAUGHT, M	retirement lunch	441.85
			10/21 NAWALANIEC, R	return	-70.32
			10/21 CURRIER, R	saddle clamp	6.99
			10/21 FINSAND, B	safety glasses/shield	77.47
			10/21 STOREY, M	safety supplies	184.83
			10/21 VOGENEY, K	sandbag filler scoops for floo	4,390.00
			10/21 AANRUD, I	sawzall blades for concrete tr	17.98
			10/21 ANDERSON, J	scraper/brushes	37.11
			10/21 NAWALANIEC, R	self locking tape	7.00
			10/21 FINSAND, B	shop lights	38.60
			10/21 MCDONALD, G	shop mini-dome camera	73.20
			10/21 SEDERLIN, R	shop supplies	23.30
			10/21 Espinoza, M	shop supplies	34.44
			10/21 Espinoza, M	shop supplies	56.41
			10/21 SEDERLIN, R	shop supplies	57.97
			10/21 STUTESMAN, C	shop supplies	73.68
			10/21 SEDERLIN, R	shop supplies	94.14
			10/21 Norman, C	shop tool	153.42
			10/21 LONG, M	shovels	120.97
			10/21 Norman, C	signal/wire room	131.14
			10/21 MCDONALD, G	sink repair for JC	21.48
			10/21 SEDERLIN, R	splitter for dual monitors	17.99
			10/21 CORNELIUS, S	spray for springfield flame	118.99
			10/21 AANRUD, I	sprinkler head replacement/103	3.99
			10/21 SEDERLIN, R	supplies	17.99
			10/21 ANDERSON, J	supplies	44.97
			10/21 DAGGETT, J	supplies for subsurface	13.46
			10/21 HAMBRIGHT, B	sweeper hose repair	69.05
			10/21 CURRIER, R	tablet mount for vehicle	75.99
			10/21 Norman, C	tarp/ratchet strap	105.46
			10/21 MCDONALD, G	toilet seals for ch & jc	88.46
			10/21 HAMBRIGHT, B	tool room supplies	45.97
			10/21 NAWALANIEC, R	tools	11.99
			10/21 FINSAND, B	tools	26.55
			10/21 WILSON, B	tools for decorative lights	15.98
			10/21 ANDERSON, J	trash bags/hand pruner/holster	53.97
			10/21 CURRIER, R	tree pruning supplies/poles	303.51
			10/21 BARRAGER, G	v-belt	9.23
			10/21 MCDONALD, G	v-belt for museum	10.55
			10/21 MCDONALD, G	v-belt return for museum air c	-9.89
			10/21 WILSON, B	wall hooks for signal lockup	38.24
			10/21 CURRIER, R	water line repair/964 n. st	23.46
			10/21 SEDERLIN, R	weatherpack	3.40
			10/21 SEDERLIN, R	wedgelocks	33.60
			10/21 MCDONALD, G	window mounting tape	7.96
			10/21 STOREY, M	work gloves	14.99
			10/21 KELLER, L	work pants for elmeran	160.00
			10/21 FINSAND, B	workboots/b. finsand	383.98
			10/21 KELLER, L	workboots/e. stewart	129.98
			10/21 MACAULEY, L	workboots/j. contreras	307.90
					98,107.17
1004507	11/18/21	Murraysmith, Inc.			
			20-2767.00 - 18	C2541; ENGINRNG SVC THRU 9/30	8,861.93
					8,861.93

Check No	Check Dt	Vendor Name	Invoice ID	Line Description	Payment
1004508	11/18/21	Siemens Industry, Inc			
			5330090377	Jail camera maintenance	871.00
					871.00
1004509	11/18/21	Hughes Fire Equipment, Inc.			
			569538	M75/597; VEHICLE REPAIRS	631.80
			569637	T03/561; VEHICLE REPAIRS	3,473.99
					4,105.79
1004510	11/18/21	Coburg Road Quarry, LLC			
			70586	3/4" MINUS	318.00
					318.00
1004511	11/18/21	National Business Solutions			
			IN94011	ADDITIONAL COPIES 09/09-10/08	39.98
			IN94012	C2622; ADDTL COPIES 9/14-10/13	373.98
			IN93816	C558-B&W/ColorCopies9/25-10/24	11.60
					425.56
1004512	11/18/21	Green Environmental Management, LLC			
			129450	C2931; PHASE II ESA FRKLN BLVD	8,450.00
					8,450.00
1004513	11/18/21	Keefe Commissary Supply Company			
			3193422-2482568	C2020:CommissaryCredit 11/8/21	-19.66
			3193449-2482650	C2020:CommissaryCredit10/25/21	-1.28
			3194197-2482839	C2020:CommissaryCredit10/25/21	-0.44
			3193439-2482648	C2020:CommissaryCredit11/10/21	-2.20
			3171844	C2020:InmateCommissary10/25/21	130.05
					106.47
1004514	11/18/21	911 Supply Inc			
			INV-1-14722	Mahaffie uniform	549.94
			INV-1-15976	Officer Uniforms	179.98
			INV-1-15978	Officer Uniforms	492.95
			INV-1-15977	Officer Uniforms	549.94
			INV-1-13939	Pardee uniform	199.96
					1,972.77
1004515	11/18/21	C&K Petro Equipment Company			
			W5186	ANNUAL INSPECTIONS ON LIFTS	381.71
					381.71

Check No	Check Dt	Vendor Name	Invoice ID	Line Description	Payment
1004516	11/18/21	PacificSource Administrators	CLM3809-3811	Sep 2021 HRA-Claim Activity	43,417.49
					43,417.49
1004517	11/18/21	Advanced Traffic Products, Inc.	000031124	TRAFFIC SIGNAL PARTS	3,133.00
					3,133.00
1004518	11/18/21	Delta Sand & Gravel, Inc.	147947	STUMPS/DITCHING	444.52
					444.52
1004519	11/18/21	The Farkas Group aka Abraham K Farkas	112	C2285; Glenwood Mtgs/Develop	2,200.00
			111	C2753; DOWNTWN DEV PROJ	1,500.00
					3,700.00
1004520	11/18/21	GPS Insight LLC	1243409	GPSI-MONTHLY MONITORING OCT 21	246.35
					246.35
1004521	11/18/21	Sierra Springs	14317529 102721	WATER SERVICE - TRAFFIC	44.43
					44.43
1004522	11/18/21	Ensign Unlimited LLC	4297	FS #4; REP BROKEN SPRING	529.44
			4310	FS# 5; REP DOOR SPRING/LIFT	1,067.35
			4311	FS#5 REPLACE DOOR SPRING	428.00
					2,024.79
1004523	11/18/21	Leahy Cox, LLP	NOVEMBER 10, 2021	C821; Nov City Prosc Svcs	30,396.67
					30,396.67
1004524	11/18/21	Woodrow, Marilee	DECEMBER 2021	Dec 21 Cell & Internet Reimb	85.00
					85.00

Check No	Check Dt	Vendor Name	Invoice ID	Line Description	Payment
1004525	11/18/21	PacificSource Health Plans	89009	Medical Claims Ending 10/31/21	347,072.96
					347,072.96
1004526	11/18/21	PacificSource Health Plans	MED ADMIN FEE NOV 2021	Med Admin Fee Nov 2021	90,821.71
					90,821.71
1004527	11/18/21	MODA	213100002049	Dental Claims 11/01 - 11/06/21	7,994.90
			213170000444	Dental Claims 11/07 - 11/13/21	11,921.60
					19,916.50
1004528	11/18/21	Verified First LLC	ACH Test	ACH Test Transfer	0.01
					0.01
1004529	11/18/21	Cascade Health Solutions	288810	C2214; Direction EAP Oct 21	2,492.25
			14161021COS1	C2214; Oct SWC Admin Fee	22,720.00
			14161021COS2	C2214; Oct SWC Supplies	5,419.84
					30,632.09
1004530	11/18/21	WECO	WIN-147899	BIODIESEL FUEL 7001 GALS	19,556.78
					19,556.78
1004531	11/18/21	Emerald People's Utility District	131059 STMT 11/10/21	PHB-BOB STRAUB/MT VERNON	47.91
					47.91
1004532	11/24/21	Hughes Fire Equipment, Inc.	569880	5102/M5; VEHICLE REPAIRS	1,005.22
			569846	5102/M5; VEHICLE REPAIRS	2,592.63
					3,597.85
1004533	11/24/21	Correctional Industries Accounting	F179558	C2091: Inmate Meals 10/29/21	2,599.84
					2,599.84

Check No	Check Dt	Vendor Name	Invoice ID	Line Description	Payment
1004534	11/24/21	911 Supply Inc			
			INV-1-16098	BLAUER 4605 & 4660	189.98
			INV-1-16094	BLAUER 8565 WT & Name Tape	209.98
			INV-1-16082	Officers Uniforms	2,187.73
					2,587.69
1004535	11/24/21	Correctional Health Partners, LLC			
			2021-10.ORSP	C2172: Oct-Inmate Medical Svs	48,700.84
					48,700.84
1004536	11/24/21	National Business Solutions			
			IN94121	ADDITIONAL COPIES 9/29-10/28	71.71
			IN94389	CMO B&W Copies 9/27-10/26/21	1.47
					73.18
1004537	11/24/21	Thornton Electric, Inc.			
			3953	FS4; LED LIGHTS IN TRUCK BAY	1,021.70
					1,021.70
1004538	11/24/21	Navarrete Painting LLC			
			530	PAINT CH EAST BALC AFTER FIRE	14,490.00
					14,490.00
1004539	11/24/21	One Call Concepts, Inc.			
			1100490	321 REGULAR TICKETS	385.20
					385.20
1004540	11/24/21	Batteries Plus			
			P45343440	(16) SLAHR 12-9FR Batteries	472.00
					472.00
1004541	11/24/21	Greenhill Humane Society			
			3661	C2841: Nov 2021 Sheltering Svs	3,863.63
					3,863.63
1004542	11/24/21	Keefe Commissary Supply Company			
			3203133-2490054	C2020:CommissaryCredit11/15/21	-26.00
			3181201	C2020:InmateCommissary 11/1/21	159.28
					133.28

Check No	Check Dt	Vendor Name	Invoice ID	Line Description	Payment
1004543	11/24/21	Samuel Novac dba	INVOICE PERIOD 10/1-10/31/21	C2521; P41041; PHASE 1	8,055.00
					8,055.00
1004544	11/24/21	Northwest Information Services, Inc.	319	COS INFRASTRUCTURE UPGRADE	41.20
					41.20
1004545	11/24/21	North West HazMat, Inc.	24091	CLEAN UP DEBRIS FROM CAMP	944.75
					944.75
1004546	11/24/21	Ergometrics & Applied Personnel Res. Inc	141049	Police Dispatcher Testing	278.60
					278.60
1004547	11/24/21	Lakeside Industries	179228	EZ STREET ASPHALT: 7.000 TONS	798.00
					798.00
1004548	11/24/21	Wildish Construction Company, Inc.	P21157-October 2021	Prog Pmt-Contr#92-30;Mohawk/Ol	8,542.00
			Retainge P/O P21157-75%	Retainage P/O Mohawk & Olympic	121,942.49
					130,484.49
1004549	11/24/21	Ensign Unlimited LLC	4322	SWAT TRUCK DOOR REPAIR	623.56
					623.56
1004550	11/24/21	Hershner Hunter, LLP	446290	C1100; Plan Administration	490.00
					490.00
1004551	11/24/21	Brown & Brown	7142316	Volunteer AD&D 08/21-08/22	2,180.00
					2,180.00

Check No	Check Dt	Vendor Name	Invoice ID	Line Description	Payment
1004552	11/24/21	McKenzie Defense	10168	C2212; Oct 21 Indigent Rep	42,446.25
					42,446.25
1004553	11/24/21	MODA	DENT ADMIN FEE DEC 2021	C1596; Moda Admin Fee Dec 2021	2,708.40
			213250000035	Dental Claims 11/14 - 11/21/21	10,989.50
					13,697.90
1004554	11/24/21	Western Clinical & Forensic Services	1514	Fitness Eval 11/15/21 Court	600.00
					600.00
1004555	11/24/21	Cascade Health Solutions	712	C2214; Occupational Med	1,348.00
					1,348.00
1004556	11/24/21	Hunter Fabrication & Sheet Metal	3872	WINDOW FRAMES	375.00
					375.00
1004557	11/24/21	Republic Parking Northwest, LLC	11152021COS	C2229; Oct 21 Parking Enforce	10,757.32
					10,757.32
1004558	11/24/21	WECO	CP-00174525	CFN FUEL PURCHASES 11/01-11/15	119.77
			CP-00174892	CNO#:Motorcycle Fuel11/2-11/15	133.91
					253.68
1004559	11/24/21	Potter Webster Company	3P45832	LED BEACON	208.01
					208.01
1004560	11/24/21	Delta Sand & Gravel, Inc.	148341	(C/R) 1 1/2 ROUND	200.39
					200.39

Check No	Check Dt	Vendor Name	Invoice ID	Line Description	Payment
1004561	11/24/21	OCLC, Inc.	1000173614	OCLC MONTHLY SUB: NOV	1,486.46
					1,486.46
1004562	11/24/21	PacificSource Health Plans	89045	Medical Claims Ending 11/15/21	186,888.95
					186,888.95
159245	11/5/21	INDIVIDUAL ASSURANCE CO	20-37452	AMBULANCE REFUND 20-37452	101.99
					101.99
159246	11/5/21	INDIVIDUAL ASSURANCE CO	20-36048	AMBULANCE REFUND 20-36048	101.08
					101.08
159247	11/5/21	INDIVIDUAL ASSURANCE CO	20-36873	AMBULANCE REFUND 20-36873	60.23
					60.23
159248	11/5/21	INDIVIDUAL ASSURANCE CO	20-31036	AMBULANCE REFUND 20-31036	87.46
					87.46
159249	11/5/21	INDIVIDUAL ASSURANCE CO	20-36297	AMBULANCE REFUND 20-36297	100.93
					100.93
159250	11/5/21	INDIVIDUAL ASSURANCE CO	20-38002	AMBULANCE REFUND 20-38002	87.16
					87.16
159251	11/5/21	INDIVIDUAL ASSURANCE CO	20-30631	AMBULANCE REFUND 20-30631	100.32
					100.32

Check No	Check Dt	Vendor Name	Invoice ID	Line Description	Payment
159252	11/5/21	INDIVIDUAL ASSURANCE CO	20-27653	AMBULANCE REFUND 20-27653	101.84
					101.84
159253	11/5/21	EASTERN OREGON COORDINATED CARE	20-38843	AMBULANCE REFUND 20-38843	256.97
					256.97
159254	11/5/21	Trillium Community Health Plan, Inc.	20-34036	AMBULANCE REFUND 20-34036	17.66
					17.66
159255	11/5/21	Trillium Community Health Plan, Inc.	17-27497	AMBULANCE REFUND 17-27497	180.34
					180.34
159256	11/5/21	Trillium Community Health Plan, Inc.	20-12196	AMBULANCE REFUND 20-12196	23.54
					23.54
159257	11/5/21	Trillium Community Health Plan, Inc.	20-34348	AMBULANCE REFUND 20-34348	71.79
					71.79
159258	11/5/21	Trillium Community Health Plan, Inc.	20-15535	AMBULANCE REFUND 20-15535	55.55
					55.55
159259	11/5/21	Trillium Community Health Plan, Inc.	20-15648	AMBULANCE REFUND 20-15648	71.79
					71.79
159260	11/5/21	Trillium Community Health Plan, Inc.	20-16195	AMBULANCE REFUND 20-16195	348.83
					348.83

Check No	Check Dt	Vendor Name	Invoice ID	Line Description	Payment
159261	11/5/21	Trillium Community Health Plan, Inc.	20-13254	AMBULANCE REFUND 20-13254	23.54
					23.54
159262	11/5/21	Trillium Community Health Plan, Inc.	20-8358	AMBULANCE REFUND 20-8358	420.62
					420.62
159263	11/5/21	Trillium Community Health Plan, Inc.	20-6467	AMBULANCE REFUND 20-6467	23.54
					23.54
159264	11/5/21	Trillium Community Health Plan, Inc.	20-6137	AMBULANCE REFUND 20-6137	78.77
					78.77
159265	11/5/21	Trillium Community Health Plan, Inc.	20-12943	AMBULANCE REFUND 20-12943	78.77
					78.77
159266	11/5/21	Trillium Community Health Plan, Inc.	20-7599	AMBULANCE REFUND 20-7599	78.77
					78.77
159267	11/5/21	United Healthcare-Refunds	20-16909	AMBULANCE REFUND 20-16909	244.71
					244.71
159268	11/5/21	United Healthcare-Refunds	20-32269	AMBULANCE REFUND 20-32269	68.84
					68.84
159269	11/5/21	Medicare Refunds - OR	20-12196 2	AMBULANCE REFUND 20-12196	295.65
					295.65

Check No	Check Dt	Vendor Name	Invoice ID	Line Description	Payment
159270	11/5/21	USAA General Indemnity Company	20-33212	AMBULANCE REFUND 20-33212	1,560.70
					1,560.70
159271	11/5/21	USAA General Indemnity Company	20-6210	AMBULANCE REFUND 20-6210	1,475.02
					1,475.02
159272	11/5/21	PacificSource Health Plans	20-14315	AMBULANCE REFUND 20-14315	336.04
					336.04
159273	11/5/21	PacificSource Health Plans	20-5986	AMBULANCE REFUND 20-5986	143.58
					143.58
159274	11/5/21	PacificSource Health Plans	20-7761	AMBULANCE REFUND 20-7761	178.77
					178.77
159275	11/5/21	PacificSource Health Plans	20-9383	AMBULANCE REFUND 20-9383	23.54
					23.54
159276	11/5/21	PacificSource Health Plans	20-32962	AMBULANCE REFUND 20-32962	17.66
					17.66
159277	11/5/21	PacificSource Health Plans	20-15563	AMBULANCE REFUND 20-15563	420.62
					420.62
159278	11/5/21	PacificSource Health Plans	20-17076	AMBULANCE REFUND 20-17076	71.79
					71.79

Check No	Check Dt	Vendor Name	Invoice ID	Line Description	Payment
159279	11/5/21	PacificSource Health Plans	20-18432	AMBULANCE REFUND 20-18432	71.79
					71.79
159280	11/5/21	PacificSource Health Plans	20-42192	AMBULANCE REFUND 20-42192	311.42
					311.42
159281	11/5/21	Aetna-Refunds	20-33678	AMBULANCE REFUND 20-33678	303.22
					303.22
159282	11/5/21	MERITAIN INSURANCE	20-18593	AMBULANCE REFUND 20-18593	156.17
					156.17
159283	11/5/21	DMAP-REFUND	20-10874	AMBULANCE REFUND 20-10874	78.77
					78.77
159284	11/5/21	Ronald Rager	21-1354	AMBULANCE REFUND 21-1354	250.00
					250.00
159285	11/5/21	Blue Cross Of Oregon	20-15039	AMBULANCE REFUND 20-15039	96.69
					96.69
159286	11/5/21	Blue Cross Of Oregon	20-20949	AMBULANCE REFUND 20-20949	462.90
					462.90
159287	11/5/21	Progressive Insurance	20-25562	AMBULANCE REFUND 20-25562	66.00
					66.00

Check No	Check Dt	Vendor Name	Invoice ID	Line Description	Payment
159288	11/5/21	Farmers Insurance - Refunds	20-22348	AMBULANCE REFUND 20-22348	67.71
					67.71
159289	11/5/21	MODA	20-11348	AMBULANCE REFUND 20-11348	24.03
					24.03
159290	11/5/21	Providence Medicare Extra	20-13601	AMBULANCE REFUND 20-13601	1,461.76
					1,461.76
159291	11/5/21	Elgin Ambulance Service	103121EL	AMBULANCE REVENUE	150.00
					150.00
159292	11/5/21	City of Oakridge	103121OK	AMBULANCE REVENUE	50.00
					50.00
159293	11/5/21	WAMIC RFPD	103121WR	AMBULANCE REVENUE	1,279.46
					1,279.46
159294	11/5/21	Public Safety Center, Inc.	6029342	(10) CAT Tourniquet Holders	170.00
			6028661	Ear piece	22.00
			6028207	MK3 Stream Crossfire&Batteries	300.00
			6031093	S&W Elite Safety Glasses	150.00
					642.00
159295	11/5/21	Wildish Sand & Gravel Company	128275	LEVEL3, 1/2" DENSE/CSS1/H-TACK	220.80
					220.80
159296	11/5/21	Cascade Moto Eugene, LLC	5058455	Cascade Optimates	199.96
					199.96

Check No	Check Dt	Vendor Name	Invoice ID	Line Description	Payment
159297	11/5/21	First Interstate Bank	NOVEMBER 2021	SEDA 2018 Loan #804442630	37,087.87
					37,087.87
159298	11/5/21	Grainger, Inc.	9080119051	FS4; WATERPROOF SPEAKER	29.95
					29.95
159299	11/5/21	Western Exterminator	9146294	Oct 2021-Jail Pest Control	111.30
					111.30
159300	11/5/21	Adobe, Inc	1504497886	ACROBAT PRO DC	3.91
					3.91
159301	11/5/21	City of Eugene	EFD-002169	AUG 21 EMS SUPPLIES & O2	17,677.32
			EFD-002169	AUG 21 LOGISTICS	9,381.62
			EFD-002169	AUG 21 STATION SUPPLIES	121.89
			EFD-002169	AUG 21 STATION SUPPLIES	860.59
			EFD-002169	JUL 21 EMS SUPPLIES	714.83
			EFD-002169	JUL 21 EMS SUPPLIES & O2	13,838.79
			EFD-002169	JUL 21 LOGISTICS	7,453.34
			EFD-002169	JUL 21 STATION SUPPLIES	178.98
			EFD-002169	JUL 21 STATION SUPPLIES	695.20
			PWW-005601	PUMP STATION COST JUL-SEP 2021	34,462.73
			EFD-002170	SEP 21-EMS RX COSTS	1,840.76
			EFD-002170	SEP 21-MEDBANK LEASE	281.80
					87,507.85
159302	11/5/21	Advance Auto Parts	2818-894267	AIR FILTERS (2)	16.08
					16.08
159303	11/5/21	Northwest Fastener & Supply	16016	TAPR REAMER W/ STOP, RPR PARTS	100.71
					100.71
159304	11/5/21	Airgas USA, LLC	9118544092	FS4: OXYGEN USP 125 CGA 540	23.43
			9118544091	FS5: OXYGEN USP 125 CGA 540	7.81
					31.24

Check No	Check Dt	Vendor Name	Invoice ID	Line Description	Payment
159305	11/5/21	Office Depot, Inc.			
			187234962001	Office Supplies - Police	211.93
					211.93
159306	11/5/21	DSL Builders, LLC			
			P80095 PROG PMT #17	P80095; RNG UPGRADES	18,457.73
					18,457.73
159307	11/5/21	Umpqua Roofing Company, Inc			
			28527	BOOTH KELLY ROOF REPAIRS	40,279.05
					40,279.05
159308	11/5/21	QSL Print Communications, Inc.			
			41505011	4080 - 2022 CALENDARS	5,358.00
					5,358.00
159309	11/5/21	Aramark Uniform Services, Inc.			
			509000126192	SHOP: LAUNDRY SERVICES	41.77
			509000130892	SHOP: LAUNDRY SERVICES	41.77
					83.54
159310	11/5/21	St. Vincent De Paul			
			CREDT02585	C2644; CREDIT MEMO INV060208	-143.50
			INV060208	C2644; SPFLD OPP JUL-SEP 2021	4,778.84
					4,635.34
159311	11/5/21	Springfield Public School/Lane Co SD 19			
			40600	(250) Bus Cards-L. Wick	24.50
			40600	(250) Bus Cards-S. Walker	24.50
			40578	LEAF PICKUP FLYER (250)	10.20
					59.20
159312	11/5/21	Lane County Tax Collector			
			0560928	725 S 57TH ST PROP TAX FY21/22	3,936.24
			1416799	BK: PROPERTY TAXES FY 20/21	83,270.36
			0314870	DP: PROPERTY TAXES FY 21/22	1,905.89
			0314698	SEDA Property Tax FY21/22	405.98
			0299774	SEDA Property Tax FY21/22	698.14
			0314706	SEDA Property Tax FY21/22	958.37
			0299741	SEDA Property Tax FY21/22	1,018.08
			0299758	SEDA Property Tax FY21/22	1,326.06
			0299709	SEDA Property Tax FY21/22	2,053.51
			0314680	SEDA Property Tax FY21/22	2,364.46
			0299790	SEDA Property Tax FY21/22	14,550.54
					112,487.63

Check No	Check Dt	Vendor Name	Invoice ID	Line Description	Payment
159313	11/5/21	Beacon Electric	39783	REPAIRED BATHROON CIRCUIT	614.08
					614.08
159314	11/5/21	Associated Heating & Air Condition Inc.	569652	205 S 54th #018; REPAIR	137.00
					137.00
159315	11/5/21	State of Oregon-DEQ	DEQ CERT RENEWAL-MAY	WW DEQ CERT RENEWAL-MAY	160.00
					160.00
159316	11/5/21	State of Oregon-DEQ	USTC21-0990	ENVIRO MITIGATION/FLAME SCULPT	596.29
					596.29
159317	11/5/21	Wells Fargo Financial Leasing, Inc.	5017276430	KM Copier Lease 10/10-11/9/21	135.92
					135.92
159318	11/5/21	Kelley Connect	IN915420	COPIER BASE RENT & USAGE	104.31
					104.31
159319	11/5/21	Lane Council of Governments	81000	EWEB LIDAR ACQUIS JUL-SEP 21	2,843.17
			81053	IGA 2314; City Website Sep 21	1,430.00
			81023	IGA2628; TELCM ASST-JUL-SEP 21	372.10
					4,645.27
159320	11/5/21	Ready Rooter Inc. & Chapman Plumbing	WO-9627	REPLC KITCHEN FAUCET; 157 12TH	271.50
					271.50
159321	11/5/21	THOMPSONFLESHER, TREVOR	2102368-70 2102390-92	BOND REFUND PD CASE 2102755	7,650.00
					7,650.00

Check No	Check Dt	Vendor Name	Invoice ID	Line Description	Payment
159322	11/5/21	Willamalane	AUGUST 2021	SDC FOR AUGUST	88,894.84
			SEPTEMBER 2021	SDC FOR SEPTEMBER	84,667.66
					173,562.50
159323	11/5/21	American Planning Association	387352	APA MEMBERSHIP-E MILLER	55.00
					55.00
159324	11/5/21	RUIZ, NIYA DESTINI	2103216	BOND REFUND 2103216	311.00
					311.00
159325	11/5/21	PARKER, KAREN	2101101	BOND REFUND 2101101	43.00
					43.00
159326	11/5/21	DAVID VERASTEGUI CLAUDET	2006452	BAIL REFUND - #2006452	128.00
					128.00
159327	11/5/21	RANDY ST CLAIR	2003935	BAIL REFUND - #2003935	50.00
					50.00
159328	11/5/21	JENNY DIXON	2102575	BAIL REFUND - DOCKET #2102575	255.00
					255.00
159329	11/5/21	SHIRLEE ANN MORRELL	2101098-100, 2103714	2101098-100, 2103714 -BAIL REF	255.00
					255.00
159330	11/5/21	JAMES FREEMAN	2005445	BAIL REFUND - #2005445	200.00
					200.00

Check No	Check Dt	Vendor Name	Invoice ID	Line Description	Payment
159331	11/5/21	CHRISTOPHER M. HEATH	2102064-2065	BAIL REF-DOCKET #2102064 & 065	86.00
					86.00
159332	11/5/21	MARC JAMES LANGLEY	1910061	BAIL REF - DOCKET #1910061	255.00
					255.00
159333	11/5/21	KAYLA DAWN WALTERS	2003790	BAIL REF - DOCKET #2003790	255.00
					255.00
159334	11/5/21	Patterson, Carolyn F	2101113 - 1115	BAILLREF - #210113 - 2101115	255.00
					255.00
159335	11/5/21	SCOTT STERLING RITCHIE	2101429	BAIL REF - DOCKET #2101429	265.00
					265.00
159336	11/5/21	KIMBERLY ANN RANDLE	2006711	BAIL REF - #2006711	323.00
					323.00
159337	11/5/21	NATHAN SCHNEE	2100004 2102857	BAIL REF - #2100004 & 2102857	3,056.00
					3,056.00
159338	11/5/21	ANGEL TRACEY	2104035	BAIL REF - #2104035	255.00
					255.00
159339	11/5/21	KASHA EADES	1808511	BAIL REF - DOCKET #1808511	2,125.00
					2,125.00

Check No	Check Dt	Vendor Name	Invoice ID	Line Description	Payment
159340	11/5/21	Albany Fire-Med			
			FIREMED MEMBERSHIP FEES	FIREMED MEMBERSHIP FEES	70.00
					70.00
159341	11/5/21	CORVALLIS FIREMED			
			FIREMED MEMBERSHIP FEES	FIREMED MEMBERSHIP FEES	130.00
					130.00
159342	11/5/21	North Douglas County Fire Med			
			FIREMED MEMBERSHIP FEES	FIREMED MEMBERSHIP FEES	89.00
					89.00
159343	11/5/21	Oakridge Firemed			
			FIREMED MEMBERSHIP FEES	FIREMED MEMBERSHIP FEES	209.00
					209.00
159344	11/5/21	Woodburn Ambulance Service, Inc.			
			FIREMED MEMBERSHIP FEES	FIREMED MEMBERSHIP FEES	59.00
					59.00
159345	11/5/21	Professional Credit Service			
			21048	Commissions	138.41
			21051	Commissions	1,472.92
					1,611.33
159346	11/5/21	MISTY NORED			
			2105536 2105537 2105538	BOND REFUND DKTS 2105536	129.00
					129.00
159347	11/5/21	Ingram Library Services			
			55274236	C827: ADULT FICTION	15.81
			55274240	C827: ADULT FICTION	21.46
			55342934	C827: ADULT FICTION	111.28
			55274232	C827: ADULT FICTION	208.27
			55274233	C827: ADULT NON-FICTION	24.30
			55274242	C827: ADULT NON-FICTION	32.76
			55274238	C827: JR BOOKS	2.99
			55274239	C827: JR BOOKS	9.58
			55274243	C827: JR BOOKS	9.60
			55274237	C827: JR BOOKS	10.16
			55274235	C827: JR BOOKS	28.77
			55274241	C827: JR BOOKS	28.80
			55274234	C827: JR BOOKS	268.80
					772.58

Check No	Check Dt	Vendor Name	Invoice ID	Line Description	Payment
159348	11/5/21	Ingram Library Services			
			55342941	C827: ADULT FICTION	10.20
			55359239	C827: ADULT FICTION	30.52
			55351773	C827: ADULT NON-FICTION	39.21
			55342936	C827: ADULT NON-FICTION	344.08
			55359240	C827: JR BOOKS	5.99
			55342939	C827: JR BOOKS	7.34
			55359241	C827: JR BOOKS	10.16
			55351772	C827: JR BOOKS	12.66
			55342938	C827: JR BOOKS	20.32
			55342937	C827: JR BOOKS	20.33
			55342935	C827: JR BOOKS	46.25
			55342940	C827: YA BOOKS	10.73
					557.79
159349	11/5/21	Ingram Library Services			
			55359243	C827: ADULT FICTION	14.69
			55362345	C827: ADULT NON-FICTION	21.14
			55359242	C827: JR BOOKS	3.59
			55359245	C827: JR BOOKS	10.16
			55362346	C827: YA BOOKS	28.32
			55359244	C827: YA BOOKS	549.32
					627.22
159350	11/5/21	Springfield Utility Board			
			OCT292021	SUB BILLING WK 1-NOV	4,838.96
					4,838.96
159351	11/5/21	Comcast			
			10/24/21-11/23/21	FS3 HS INTERNET 10/24-11/23	118.40
			11/01/21-11/30/21	FS5 HS INTERNET 11/01-11/30	87.00
					205.40
159352	11/5/21	Ricoh USA, Inc			
			5063135361	CMO B&W Copies 10/1-10/31/21	29.67
					29.67
159353	11/12/21	Dennis Slonecker			
			EU7915-10109	AMB REFUND EU7915 & EU10109	500.00
					500.00
159354	11/12/21	PacificSource Health Plans			
			EU5320	AMBULANCE REFUND EU5320	2,033.87
					2,033.87

Check No	Check Dt	Vendor Name	Invoice ID	Line Description	Payment
159355	11/12/21	PacificSource Health Plans	EU2066	AMBULANCE REFUND EU2066	65.17
					65.17
159356	11/12/21	Gloria Ortega	11-6955 2	AMBULANCE REFUND 11-6955	24.20
					24.20
159357	11/12/21	DMAP-REFUND	20-36648	AMBULANCE REFUND 20-36648	17.66
					17.66
159358	11/12/21	Medicare Refunds - OR	20-13967	AMBULANCE REFUND 20-13967	459.41
					459.41
159359	11/12/21	HEALTH EQUITY	20-11819	AMBULANCE REFUND 20-11819	820.22
					820.22
159360	11/12/21	Pape' Machinery	13124221	VEH 7053; TOOTH PART	185.38
					185.38
159361	11/12/21	Lane Council of Governments	80997	1 Qtr22Min Rec/Spfd SEDA Couci	125.97
			81351	JUL-SEPT 2021: PAN FEES	926.88
			80910	TELEPHONE MGMT JUL-SEP 2021	3,847.75
					4,900.60
159362	11/12/21	Kittelson & Assoc., Inc.	0121080	C2673; Prof Svcs thru 9/30/21	1,025.71
					1,025.71
159363	11/12/21	Pacific Office Automation	712273	Black&Color Copies 9/10-10/10	65.93
			709788	C1826:Mo. Lease 9/1/21-9/30/2	587.72
			987880	COPIES 04/02-07/09/20	34.17
					687.82

Check No	Check Dt	Vendor Name	Invoice ID	Line Description	Payment
159364	11/12/21	Adobe, Inc	1508564096	ADOBE CREATIVE CLOUD ALL APPS	10,762.56
					10,762.56
159365	11/12/21	Kimball Midwest	9299510	SHOP SUPPLIES/GD TOP ABSORB	116.43
					116.43
159366	11/12/21	Cintas	5080268235	Jail Meds Stacked & Organized	104.04
			5080268235	SPD Meds Stacked & Organized	472.98
					577.02
159367	11/12/21	Brite Upstate Wholesale Supply, Inc.	INV23436	BWC charging cables	564.60
					564.60
159368	11/12/21	Midwest Tape	501146582	C914: AD COL	26.24
			501127437	C914: AD COL	321.22
			501127439	C914: JR-COLL-AV-11421	11.24
					358.70
159369	11/12/21	Harvey, Bryon R.	MEDCOM MEMBERSHIP REIM FY22	MEDCOM MEMBERSHIP FEE REIMB	65.00
					65.00
159370	11/12/21	iSecure Information Security	107803	FLS SHREDDING 10/18/2021	39.00
					39.00
159371	11/12/21	Day Wireless Systems	INV697324	NOV 2021-QUARRY HILL SITE RENT	622.52
					622.52
159372	11/12/21	E&S Hardware And Supply, Inc.	30940	STEEL VISION LITE KIT	1,401.66
					1,401.66

Check No	Check Dt	Vendor Name	Invoice ID	Line Description	Payment
159373	11/12/21	City County Insurance Services			
			WC-R-SPR-8952	WC CLAIMS 2020-2021	37,738.84
			WC-R-SPR-8937	WC CLAIMS 2021-2020	82.14
					37,820.98
159374	11/12/21	Gallagher Benefit Services, Inc			
			202135635	Prof Svcs-Job Evaluation	750.00
					750.00
159375	11/12/21	King Office Equipment & Designs			
			26345	OFFICE FURN - PRESIDING JUDGE	4,632.94
					4,632.94
159376	11/12/21	Springfield Public School/Lane Co SD 19			
			40601	(1,000) Bus Cards-Officers	98.00
			40601	(250) Bus Cards-A. Nelson	24.50
			40599	2022 Ben Open Enrllmnt PCards	25.35
					147.85
159377	11/12/21	Flint Trading, Inc.			
			260994	PAVEMENT MARKINGS	9,882.75
					9,882.75
159378	11/12/21	JOHANIS TADEO			
			1808132	BAIL REF - #1808132	2,279.00
					2,279.00
159379	11/12/21	TERRELL A WASHINGTON			
			2004858 OCTOBER	RESTITUTION 2004858	50.00
					50.00
159380	11/12/21	ADAM STORRS			
			1805878 OCTOBER	RESTITUTION 1805878	125.00
					125.00
159381	11/12/21	JAMES WAYNE FEAZELL			
			2101715 OCTOBER	RESTITUTION 2101715	50.00
					50.00

Check No	Check Dt	Vendor Name	Invoice ID	Line Description	Payment
159382	11/12/21	SEAN MAGNUS GORDA	2104405 OCTOBER	RESTITUTION 2104405	100.00
					100.00
159383	11/12/21	BRFI Gateway LLC	811-21-000165-TYP2 REFUND	811-21-000165-TYP2 REFUND	248.35
					248.35
159384	11/12/21	Kelley Connect	IN921579	Ricoh Maint. Kit P 501	392.00
					392.00
159385	11/12/21	Buck's Sanitary Service, Inc.	A-178142	C2849; 1ST BAPTIST CHURCH	2,500.00
			A-178132	C2849; EBBERT MEM BUCKS RENTAL	110.00
			A-177553	C2849; LIBRARY BUCKS RENTAL	715.00
					3,325.00
159386	11/12/21	Roto Rooter Eugene/Bend Oregon	121279	2150 Laura St, #24; Rpl Toilet	1,550.00
					1,550.00
159387	11/12/21	BETTER HORIZONS	2103548 OCTOBER	RESTITUTION 2103548	40.00
					40.00
159388	11/12/21	PREPNINJAS LLC	2102603	RESTITUTION 2102603	100.00
					100.00
159389	11/12/21	Harvey & Price Co., Inc.	1905080 OCTOBER	RESTITUTION 1905080	50.00
					50.00
159390	11/12/21	RANDY FACKLER	2102190	RESTITUTION DOCKET 2102190	200.00
					200.00

Check No	Check Dt	Vendor Name	Invoice ID	Line Description	Payment
159391	11/12/21	JOSE JESUS ARMENDARIZ	2105739	BAIL REFUND 2105739	85.00
					85.00
159392	11/12/21	Lane Transit District	2100512	RESTITUTION DOCKET 2100512	85.00
					85.00
159393	11/12/21	Ricoh USA, Inc	5063135293	ADDITIONAL IMAGES 10/1-1/31/21	362.43
			5063181116	C1861: STAFF COPIER-LIBRARY	301.96
					664.39
159394	11/12/21	DAVID PATRICK KISTNER	2005981	BOND REFUND 2005981	1,635.00
					1,635.00
159395	11/12/21	EMERGENCY VETERNIARY HOSPITAL	1112411 110221	RESTITUTION REFUND 1112411	46.65
					46.65
159396	11/12/21	Wal*Mart	2102281 110221	RESTITUTION REFUND 2102281	150.00
					150.00
159397	11/12/21	MARK MCGEE	1312099 110221	RESTITUTION REFUND 1312099	100.00
					100.00
159398	11/12/21	Springfield Utility Board	1401776 110221	RESTITUTION REFUND 1401776	102.09
			NOV082021	SUB BILLING WK 2-NOV	27,784.85
					27,886.94
159399	11/12/21	Parts Authority, LLC	273-335235	VEH 6025; HDLP BULBS	20.12
			273-337038	VEH 6112; BATTERY	162.40
			273-336526	VEH 7087; OIL FILTERS	15.58
			274-451545	VEH BOMAG; AIR FILTER	19.61
					217.71

Check No	Check Dt	Vendor Name	Invoice ID	Line Description	Payment
159400	11/12/21	ROBERT ALLEN HERN	18058420 2105301	BAIL REFUND 18058420 2105301	46.00
					46.00
159401	11/12/21	AirMedCare Nework	FIREMED MEMBERSHIP FEES	FIREMED MEMBERSHIP FEES	115.00
					115.00
159402	11/12/21	Lane County Tax Collector	0977999	MWMC PROPERTY TAX FY 21/22	8.94
			0054195	MWMC PROPERTY TAX FY 21/22	52.94
			0054187	MWMC PROPERTY TAX FY 21/22	702.00
			1571452	MWMC PROPERTY TAXES FY 21/22	56.97
			1317633	MWMC PROPERTY TAXES FY 21/22	198.75
			0054203	MWMC PROPERTY TAXES FY 21/22	377.35
			0978005	MWMC PROPERTY TAXES FY 21/22	4,100.06
					5,497.01
159403	11/12/21	MASON, MARIE ANN	2105539	BOND REFUND 2105539	85.00
					85.00
159404	11/12/21	RODNEY POWERS	2105665	BAIL REFUND 2105665	43.00
					43.00
159405	11/12/21	JOHN GOODELL	2104679	VIC RESTITUTION #2104679	1,000.00
					1,000.00
159406	11/12/21	TUAN HOANG LE	2002121 110421	RESTITUTION - #2002121	100.00
					100.00
159407	11/12/21	JOSHUA L NEHRING	2102107 110421	RESTITUTION - #2102107	100.00
					100.00
159408	11/12/21	MIA YVONNE BAKI	2000271	RESTITUTION - DOCKET #200271	400.00
					400.00

Check No	Check Dt	Vendor Name	Invoice ID	Line Description	Payment
159409	11/12/21	Ingram Library Services			
			55456869	C827: ADULT FICTION	10.17
			55456863	C827: ADULT FICTION	91.89
			55456873	C827: ADULT NON-FICTION	25.20
			55456864	C827: ADULT NON-FICTION	26.61
			55456867	C827: ADULT NON-FICTION	49.73
			55456872	C827: JR BOOKS	10.16
			55456870	C827: JR BOOKS	23.48
			55456865	C827: JR BOOKS	40.64
			5506192	C827: JR BOOKS	57.85
			55456866	C827: JR BOOKS	63.80
			55456871	C827: YA BOOKS	9.00
			55456874	C827: YA BOOKS	16.94
			55456868	C827: YA BOOKS	46.30
					471.77
159410	11/12/21	Ingram Library Services			
			55506191	C827: ADULT FICTION	15.26
			55506195	C827: ADULT FICTION	366.33
			55519434	C827: ADULT NON-FICTION	11.75
			55506198	C827: ADULT NON-FICTION	25.16
			55506196	C827: JR BOOKS	9.60
			55506200	C827: JR BOOKS	10.16
			55506199	C827: JR BOOKS	10.71
			55506197	C827: JR BOOKS	28.09
			55506193	C827: JR BOOKS	33.12
			55506192	C827: JR BOOKS	57.85
			55506201	C827: JR BOOKS	488.91
			55506194	C827: YA BOOKS	5.99
					1,062.93
159411	11/12/21	Ingram Library Services			
			55556870	C827: ADULT FICTION	10.19
			55519436	C827: ADULT FICTION	110.88
			55556871	C827: ADULT NON-FICTION	9.59
			55519435	C827: ADULT NON-FICTION	15.29
			55556872	C827: ADULT NON-FICTION	17.09
			55556875	C827: ADULT NON-FICTION	27.19
			55556873	C827: JR BOOKS	20.32
			55556874	C827: JR BOOKS	29.00
			55519437	C827: JR BOOKS	36.27
			55556876	C827: YA BOOKS	21.46
					297.28
159412	11/12/21	NAPA Auto Parts			
			1741 STMT 10/31/21	MISC AUTO PARTS	96.17
					96.17
159413	11/12/21	Lane County Public Works Department			
			PWA00010531	P21157; MOHAWK-OLYMPIC OVERLY	100.00
					100.00

Check No	Check Dt	Vendor Name	Invoice ID	Line Description	Payment
159414	11/12/21	Lebanon FireMed	FIREMED MEMBERSHIP FEES	FIREMED MEMBERSHIP FEES	298.00
					298.00
159415	11/12/21	DePaul Industries, Inc.	2013831	C2819; Svc month end 10/31/21	4,550.00
					4,550.00
159416	11/12/21	Airgas USA, LLC	9118548005	FS16: OXYGEN USP 125 CGA 540	15.62
					15.62
159417	11/12/21	Mid Valley Ambulance	21-09	SEP 2021 MEMBERSHIP WRITEOFFS	2,324.06
					2,324.06
159418	11/12/21	Department of Transportation-DMV Svcs	L0028087025	Record Inquiry Fee	15.70
					15.70
159419	11/12/21	Segarra,Frank C	PITTMAN	Joseph Pittman	10.00
					10.00
159420	11/12/21	Professional Credit Service	21160	Commissions	5,667.98
					5,667.98
159421	11/12/21	Accessibility Northwest	6224	Interpreter Services 03/04/21	60.00
					60.00
159422	11/12/21	BRIDGET DOUGHERTY	18048341908471	BAIL REF - #1804834 & 1908471	3,953.00
					3,953.00

Check No	Check Dt	Vendor Name	Invoice ID	Line Description	Payment
159423	11/12/21	ELAN AARON HENRY	2104239	OVERPAYMENT REFUND 2104239	372.00
					372.00
159424	11/12/21	DARIN FAILLA	2105960	BAIL REFUND 2105960	43.00
					43.00
159425	11/12/21	VICKI SUSAN VOLDBAEK	1610968	BAIL REF - DOCKET #1610968	500.00
					500.00
159426	11/19/21	United Healthcare-Refunds	SP3852	AMBULANCE REFUND SP3852	198.26
					198.26
159427	11/19/21	Judy Kenney or Rick Lewis	POLICE PETTY CASH 10/27/21	Boxes/Tape-Walker	10.90
			POLICE PETTY CASH 10/27/21	Car Wash-Van	29.99
			POLICE PETTY CASH 10/27/21	Case #21-7229	26.00
			POLICE PETTY CASH 10/27/21	Coffee	5.99
			POLICE PETTY CASH 10/27/21	Coffee	11.98
			POLICE PETTY CASH 10/27/21	Coffee	11.98
			POLICE PETTY CASH 10/27/21	Creamer	6.77
			POLICE PETTY CASH 10/27/21	Det. Q Case	42.32
			POLICE PETTY CASH 10/27/21	Dump run	12.50
			POLICE PETTY CASH 10/27/21	Fingerprints-to FBI-Crolly	42.09
			POLICE PETTY CASH 10/27/21	Gas	20.00
			POLICE PETTY CASH 10/27/21	Gas	59.32
			POLICE PETTY CASH 10/27/21	Gas-SWAT School	36.53
			POLICE PETTY CASH 10/27/21	Glove-Ofc Turner	39.99
			POLICE PETTY CASH 10/27/21	Halloween-Candy	28.00
			POLICE PETTY CASH 10/27/21	Halloween-Candy	32.05
			POLICE PETTY CASH 10/27/21	Headlight-Hargis	35.96
			POLICE PETTY CASH 10/27/21	ISB Case	6.57
			POLICE PETTY CASH 10/27/21	ISB Case	19.90
			POLICE PETTY CASH 10/27/21	Lithium Battery	7.48
			POLICE PETTY CASH 10/27/21	Map-Cabela Case	7.97
			POLICE PETTY CASH 10/27/21	National Night Out	30.94
			POLICE PETTY CASH 10/27/21	SCPAAA-Appreciation	31.96
			POLICE PETTY CASH 10/27/21	SRO Conf-Luggage	30.00
			POLICE PETTY CASH 10/27/21	SRO Conf.	18.91
			POLICE PETTY CASH 10/27/21	Tank Refill-ISB Potter	20.00
			POLICE PETTY CASH 10/27/21	Tape Gun	17.31
			POLICE PETTY CASH 10/27/21	Training	56.89
			POLICE PETTY CASH 10/27/21	Training-Property	48.30
					748.60

Check No	Check Dt	Vendor Name	Invoice ID	Line Description	Payment
159428	11/19/21	Adams, Heather Irene	DRUG SEIZURE REFUND 20-8108	Drug Seizure Refund 20-8108	2,939.46
					2,939.46
159429	11/19/21	Oregon Department of Corrections	DRUG SEIZURE REFUND 21-3930	Drug Seizure Refund 21-3930	8,308.09
					8,308.09
159430	11/19/21	Sun Life Financial	MANDATORY LIFE-NOV 2021	Mandatory Life-Nov 2021	107.19
					107.19
159431	11/19/21	Oregon Department of Revenue	OCTOBER 2021	Bail Assessment - Oct 2021	12,988.47
					12,988.47
159432	11/19/21	Les Schwab Tire Warehouse Center, Inc.	2700813496	T03/561; 2 NEW TIRES	1,645.40
			2700812577	T03/561; 8 NEW TIRES	5,657.76
					7,303.16
159433	11/19/21	Prenevost, Jason	811-21-00230-ELEC REFUND	811-21-00230-ELEC REFUND	119.34
					119.34
159434	11/19/21	Sunset Electric Inc.	811-20-002331-ELEC-01 REFUND	811-20-002331-ELEC-01 REFUND	243.10
					243.10
159435	11/19/21	DR Horton Inc Portland	811-21-000116-DWL REFUND	811-21-000116-DWL REFUND	316.43
					316.43
159436	11/19/21	Vincent, Alexander	811-21-002059-STR REFUND	811-21-002059-STR REFUND	177.00
					177.00

Check No	Check Dt	Vendor Name	Invoice ID	Line Description	Payment
159437	11/19/21	Brown & Caldwell Engineers, Inc.			
			53422125	P80100; 8/1/21-9/30/21	41,805.00
					41,805.00
159438	11/19/21	City of Eugene			
			EFD-002178	FLS; WATER RESCUE TRAINING	950.00
			EFD-002173	FY22-JUN-SEP BLS PROGRAM COSTS	58,834.54
			EFD-002174	SEP 21 EMS SUPPLIES	673.09
			EFD-002174	SEP 21 EMS SUPPLIES & O2	16,921.76
			EFD-002174	SEP 21 LOGISTICS	875.00
			EFD-002174	SEP 21 STATION SUPPLIES	5.58
			EFD-002174	SEP 21 STATION SUPPLIES	1,133.90
					79,393.87
159439	11/19/21	King Office Equipment & Designs			
			26375	OFFICE CHAIR - PRESIDING JUDGE	534.66
					534.66
159440	11/19/21	Midwest Tape			
			501160838	C914: AD COL	137.91
					137.91
159441	11/19/21	E&S Hardware And Supply, Inc.			
			30945	SOLENOID BOARD LATCH RETRACT	475.00
					475.00
159442	11/19/21	Pacific Office Automation			
			580272	C1694:QtrlyOvrgs 5/1/21-8/1/21	67.91
			765954	C1694:QtrlyOvrgs8/1/21-11/1/21	65.50
			752988	C1694:SPDB&WCopies11/1-12/1/21	24.01
			705986	MICR TONER AP/PR PRINTER	267.00
			104815	Printer Service/Labor	130.00
			101943	Printer Service/Labor	280.00
					834.42
159443	11/19/21	Lane Council of Governments			
			81387	IGA 2314; City Website Oct 21	1,210.00
			81339	REG. FIBER CON-Jul-Sept 21	17,832.69
					19,042.69
159444	11/19/21	Beacon Electric			
			39863	REPAIR ELEC PANEL	133.48
					133.48

Check No	Check Dt	Vendor Name	Invoice ID	Line Description	Payment
159445	11/19/21	Aramark Uniform Services, Inc.			
			509000135398	SHOP: LAUNDRY SERVICES	41.77
			509000139635	SHOP: LAUNDRY SERVICES	41.77
					83.54
159446	11/19/21	Springfield Public School/Lane Co SD 19			
			40625	(250) Bus Cards-J. Parado	24.50
			40624	LEAF PICKUP DOOR HANGERS	58.82
			40651	UNLEADED FUEL: 10000 GALS	28,107.00
					28,190.32
159447	11/19/21	Andrew, David			
			SEWER CREDIT - ANDREW	SEWER CREDIT-D ANDREWS	524.18
					524.18
159448	11/19/21	Brannan, Mark			
			811-21-001997-STR REFUND	811-21-001997-STR REFUND	1,634.72
					1,634.72
159449	11/19/21	Lane Co. Health & Human Services			
			QTR 4 - FY21	FY21-QT4 IGA-HUMAN SVCS	40,063.00
					40,063.00
159450	11/19/21	Helmer, Charlotte			
			2021Nov-Chelmer Reimburse	Reimb C Helmer Conf Registrat	120.00
					120.00
159451	11/19/21	Eugene Silkscreen, Inc.			
			54264	Face masks	895.00
					895.00
159452	11/19/21	Springfield Utility Board			
			470604 STMT 10/29/21	RFF UTILITIES:9/22/21-10/21/21	170.38
			485165-11/4/21	STREET LIGHT ELECTRIC	17,078.41
			485165-11/4/21	STREET LIGHT MAINTENANCE	9,117.06
			NOV122021	SUB BILLING WK 3-NOV	2,062.55
					28,428.40
159453	11/19/21	EDMS Inc			
			022398	October Presort	2,731.13
					2,731.13

Check No	Check Dt	Vendor Name	Invoice ID	Line Description	Payment
159454	11/19/21	Home Depot USA Inc dbaThe Home Depot Pro	29243389-30393309	CH: CUSTODIAL SUPPLIES	-13.49
			29243389-30393309	CH: CUSTODIAL SUPPLIES	70.32
					56.83
159455	11/19/21	Get-N-Go Grocery	STORM DRAIN REFUND 11/09/2021	STORM DRAIN FEES REFUND	1,096.48
					1,096.48
159456	11/19/21	Joe Pishioneri	DECEMBER 2021	Dec 21 Cell & Internet Reimb	85.00
					85.00
159457	11/19/21	Leonard Stoehr	DECEMBER 2021	Dec 21 Cell & Internet Reimb	85.00
					85.00
159458	11/19/21	Kori Rodley	DECEMBER 2021	Dec 21 Cell & Internet Reimb	85.00
					85.00
159459	11/19/21	Pitts, Damien	DECEMBER 2021	Dec 21 Cell & Internet Reimb	85.00
					85.00
159460	11/19/21	Day Wireless Systems	INV688575	SMD Unit certification	1,740.00
					1,740.00
159461	11/19/21	First Interstate Bank	DECEMBER 2021	SEDA 2016 Loan #3300001692	23,023.94
					23,023.94
159462	11/19/21	Comcast	10/25/21-11/24/21	FS14 HS INTERNET 10/25-11/24	86.95
			11/10/21-12/09/21	LEAF CHARGES 11/10-12/09	194.59
					281.54

Check No	Check Dt	Vendor Name	Invoice ID	Line Description	Payment
159463	11/19/21	Smeed Sound Service, Inc.	27110	SJC Lobby handset repair	495.02
					495.02
159464	11/19/21	Ferrellgas	2016147135	237.7 GAL PROPANE	439.10
					439.10
159465	11/19/21	Parts Authority, LLC	273-339438	OIL AND AIR FILTERS	526.83
			274-453584	OIL FILTERS	16.65
			273-340098	PD STOCK FILTER ASY-OIL	26.56
			273-340232	VEH 6063; WIPER BLADES	26.68
			273-340841	VEH 7018; BATTERY	147.42
			273-340125	VEH 7022 EXIDE BATTERY	119.60
			273-341056	VEH 7069; WIPER BLADES	23.76
			273-342169	VEH 7098; BATTERY	1,180.88
			273-340252	VEH 7099-SIGN TRAILER BATTERY	1,180.88
					3,249.26
159466	11/19/21	Lane County Finance Operations	OCTOBER 2021	County Bail Oct 21	2,182.20
			OCTOBER 2021	County Bail Oct 21 Admin Fee	-13.70
					2,168.50
159467	11/19/21	LAPANO, AMY	2100388	BOND REFUND 2100388	1,275.00
					1,275.00
159468	11/19/21	Zoom Video Communications, Inc	INV111666321	SHARED MONTHLY STORAGE CHG	40.00
					40.00
159469	11/19/21	Office Depot, Inc.	207509173001	Office Supplies - Police	25.48
					25.48
159470	11/19/21	Potter, Kaley	UNIFORM REIMBURSEMENT 11/9/21	Uniform Reimbursement	123.61
					123.61

Check No	Check Dt	Vendor Name	Invoice ID	Line Description	Payment
159471	11/26/21	INTERCOMMUNITY Health Network-Refunds			
			15-16393	REFUND OVERPAYMENT:15-16393	420.62
			15-19623	REFUND OVERPAYMENT:15-19623	256.97
			16-27737	REFUND OVERPAYMENT:16-27737	52.50
					730.09
159472	11/26/21	Veronica Shean			
			EU6165	AMBULANCE REFUND EU6165	2,071.78
					2,071.78
159473	11/26/21	PacificSource Health Plans			
			EU9068	AMBULANCE REFUND EU9068	73.61
					73.61
159474	11/26/21	PacificSource Health Plans			
			EU11849	AMBULANCE REFUND EU11849	19.20
					19.20
159475	11/26/21	PacificSource Health Plans			
			EU11323	AMBULANCE REFUND EU11323	19.20
					19.20
159476	11/26/21	Progressive Design Builders			
			811-17-002366-DWL REFUND	811-17-002366-DWL REFUND	75.00
			811-17-002368-DWL REFUND	811-17-002368-DWL REFUND	75.00
			811-18-000740-DWL REFUND	811-18-000740-DWL REFUND	75.00
					225.00
159477	11/26/21	League Of Oregon Cities			
			9847	Job Post-Building Inspector	20.00
			9846	Job Post-Senior Planner	20.00
					40.00
159478	11/26/21	Superior Tire Service Inc			
			140188071	VEHICLE TIRES	1,325.72
					1,325.72
159479	11/26/21	Lane County Technology Svcs - PSB			
			IS00002502	NETWORKS & CONNECTIVITY-NOV	7,856.00
					7,856.00

Check No	Check Dt	Vendor Name	Invoice ID	Line Description	Payment
159480	11/26/21	Wildish Sand & Gravel Company	128629	LEVEL3, 1/2" DENSE	168.30
					168.30
159481	11/26/21	McKenzie Animal Hospital, PC	664164784	Flex Vet Services	25.23
			664181922	Flex vet services	116.80
			664167057	Kirby Vet Services	176.10
					318.13
159482	11/26/21	Ferraris Investigations & Consulting LLC	21-40	Investigation Services	3,000.00
					3,000.00
159483	11/26/21	Access Information Management	9067558	CNO#:Oct 2021 Shredding-Police	595.76
			9067593	Oct 21 Shredding Svcs-Court	58.25
			9067594	Oct 21 Shredding/Prosecutor	144.37
					798.38
159484	11/26/21	Cascade Moto Eugene, LLC	6018462	Motorcycle maintenance	841.93
					841.93
159485	11/26/21	McKinstry Essention LLC	20051881	C2895; STREET LIGHTING PROJECT	278,058.30
					278,058.30
159486	11/26/21	Grove, Mueller & Swank, P.C., Inc.	97742	Audit FY21 Fin Stmt MWMC	4,500.00
			97741	Audit Fin Stmts FY21-City	27,500.00
					32,000.00
159487	11/26/21	Government Finance Officers Association	0252011	GFOA Mbrshp Renew-Allocco	198.33
			0252011	GFOA Mbrshp Renew-Bell	198.33
			0252011	GFOA Mbrshp Renew-Obringer	198.34
					595.00
159488	11/26/21	Kimball Midwest	9341793	SHOP SUPPLIES	10.00
			9350874	SHOP SUPPLIES	31.95
					41.95

Check No	Check Dt	Vendor Name	Invoice ID	Line Description	Payment
159489	11/26/21	Pacific Office Automation			
			740945	COPIES 07/02-10/2/21	59.88
					59.88
159490	11/26/21	Airgas USA, LLC			
			9984022967	FS16: RENT CYL MED LRG OXYGEN	17.28
			9983997304	FS3: RENT CYL MED LRG OXYGEN	23.04
			9983997304	FS3: RENT CYL SMALL OXYGEN	5.76
			9119297393	FS4: OXYGEN USP 125 CGA 540	15.62
			9983997303	FS4: RENT CYL MED LRG OXYGEN	8.64
			9119297392	FS5: OXYGEN USP 125 CGA 540	15.62
			9983997305	FS5: RENT CYL MED LRG OXYGEN	28.80
			9983997305	FS5: RENT CYL MED XS OXYGEN	2.88
					117.64
159491	11/26/21	Systems West Engineers, Inc.			
			088479	C2716; US IGNITE/SPFD WIX DSGN	2,444.50
					2,444.50
159492	11/26/21	ALTA Language Services, Inc.			
			IS557527	Spanish Listen & Speaking Test	66.00
					66.00
159493	11/26/21	City of Eugene			
			EFD-002180	OCT 21 EMS SUPPLIES	842.02
			EFD-002180	OCT 21 EMS SUPPLIES & O2	14,015.43
			EFD-002180	OCT 21 LOGISTICS	7,351.81
			EFD-002180	OCT 21 STATION SUPPLIES	235.25
			EFD-002180	OCT 21 STATION SUPPLIES	1,080.04
					23,524.55
159494	11/26/21	Language Line Services, Inc.			
			10383363	Oct 2021 Translation Svs	52.65
			10382719	October 2021 Translation Svs	124.80
					177.45
159495	11/26/21	Midwest Tape			
			501197033	C914: AD COL	96.71
			501197032	C914: JR-COLL-AV-11421	17.24
					113.95
159496	11/26/21	RiverBend Construction, Inc			
			P21152-October 2021	HIGH BANKS/THURS OVERLAY PMT 5	197,437.00
					197,437.00

Check No	Check Dt	Vendor Name	Invoice ID	Line Description	Payment
159497	11/26/21	Springfield Public School/Lane Co SD 19			
			40641	#10 Regular Envelopes	538.80
			40747	BUSINESS CARDS-RUST	24.50
			40748	Broshure: Canines Clean Water	90.12
			40642	Jasper Rd RRFB Printing	104.63
			40749	LEAF PICKUP HANDOUT	56.52
					814.57
159498	11/26/21	Ask The Bug Man			
			161351	FS3: Oct 2021 PEST CONTROL	50.00
					50.00
159499	11/26/21	Radler White Parks & Alexander LLP			
			32192	Professional Svc thru 10/31/21	127.50
			32193	Professional Svc thru 10/31/21	300.00
					427.50
159500	11/26/21	JOHANIS TADEO			
			MUSEUM EXHIB ILLUMINATION	MUSEUM EXHIB ILLUMINATION	1,000.00
					1,000.00
159501	11/26/21	Timberline Painting & Remodeling Inc.			
			10391	MUSEUM G&M UPSTAIRS WORK	796.25
					796.25
159502	11/26/21	Zavala, Arturo			
			MUSEUM PROG DDM MUSIC 11/2/21	MUSEUM PROG DDM MUSIC	550.00
					550.00
159503	11/26/21	Ingram Library Services			
			55556878	C827: ADULT FICTION	22.52
			55592256	C827: ADULT FICTION	27.13
			55592258	C827: ADULT NON-FICTION	93.90
			55556880	C827: ADULT NON-FICTION	405.67
			55556877	C827: JR BOOKS	7.34
			55556884	C827: JR BOOKS	9.60
			55556883	C827: JR BOOKS	10.16
			55556882	C827: JR BOOKS	12.40
			55556879	C827: JR BOOKS	15.25
			55592257	C827: JR BOOKS	21.74
			55556885	C827: YA BOOKS	10.16
			55592259	C827: YA BOOKS	26.94
			55556881	C827: YA BOOKS	498.44
					1,161.25

Check No	Check Dt	Vendor Name	Invoice ID	Line Description	Payment
159504	11/26/21	Ingram Library Services			
			55601184	C827: JR BOOKS	10.16
			55680618	C827: ADULT FICTION	29.95
			55601182	C827: ADULT FICTION	32.76
			55601175	C827: ADULT FICTION	34.97
			55601178	C827: ADULT FICTION	131.08
			55601181	C827: JR BOOKS	10.16
			55680619	C827: JR BOOKS	17.95
			55601183	C827: JR BOOKS	20.87
			55601176	C827: JR BOOKS	24.42
			55601179	C827: YA BOOKS	20.36
			55601177	C827: YA BOOKS	26.32
			55601180	C827:G&M AUTHOR & MUSIC SERIES	172.32
					531.32
159505	11/26/21	Ingram Library Services			
			55680622	C827: ADULT FICTION	52.29
			55680620	C827: ADULT NON-FICTION	31.07
			55680623	C827: ADULT NON-FICTION	47.44
			55680628	C827: JR BOOKS	7.79
			55680627	C827: JR BOOKS	10.14
			55680626	C827: JR BOOKS	10.16
			55680625	C827: JR BOOKS	226.49
			55680624	C827: YA BOOKS	10.73
			55680621	C827: YA BOOKS	12.56
					408.67
159506	11/26/21	Office Depot, Inc.			
			207509180001	Office Supplies - Police	4.15
			207509179001	Office Supplies - Police	10.30
			207527126001	Office Supplies - Police	52.78
			206079130001	Office Supplies - Police	54.91
			207509172001	Office Supplies - Police	71.69
			207481838001	Office Supplies - Police	475.34
			207525304001	Office Supplies - Police	575.24
			207150977001	Office Supplies - Police	674.16
					1,918.57
159507	11/26/21	State of Oregon-DAS			
			AIE14800	FY22 Gov Ethics Assessment	878.12
					878.12
159508	11/26/21	TREVOR THOMPSON-FLESHER			
			2102388 2102389 11-16-21	BOND REFUND 2102388/89 REISSUE	3,000.00
					3,000.00
159509	11/26/21	Olsson Industrial Electric			
			111134	Svcs to 10/17/21-JC Generator	1,686.61
					1,686.61

Check No	Check Dt	Vendor Name	Invoice ID	Line Description	Payment
159510	11/26/21	Hydraulic & Machine Services, Inc.			
			0024763-IN	CLEAN HYDRAULIC PUMP	1,105.46
			0024769-IN	NEW PUMP	2,688.66
					3,794.12
159511	11/26/21	Guzman, Maria Ofelia			
			MUSEUM EXHIB ILLUMINATIONPHOTO	Museum EXHIB IlluminationPhoto	1,000.00
					1,000.00
159512	11/26/21	Stanley Convergent Security			
			6001924372	MONITORING CHRGS 12/1-12/31/21	241.67
					241.67
159513	11/26/21	Beacon Electric			
			39918	REPAIR OUTLETS/RPL GFCI RECEPT	143.79
			39915	REPLACE OUTLETS/WALL PLATES	169.04
					312.83
159514	11/26/21	Aramark Uniform Services, Inc.			
			509000143640	SHOP: LAUNDRY SERVICES	41.77
					41.77
159515	11/26/21	Professional Credit Service			
			21391	Commissions	187.91
			21395	Commissions	2,904.02
			21348	Commissions	3,495.65
			21343	Commissions	4,232.73
					10,820.31
159516	11/26/21	Landmark Ford, Inc.			
			STOCK 4210856	VEH 7158; 2021 FORDF150PU	33,561.66
			STOCK 4210857	VEH 7159; 2021 FORD F150 PU	33,561.66
					67,123.32
159517	11/26/21	ALAZAE HENDERSON			
			2006422	BOND REFUND DKT 2006422	255.00
					255.00
159518	11/26/21	DANIEL WILLIAM LACHAPELLE			
			1907971 2105441	BOND REFUND DKT 1907971 210544	185.00
					185.00

Check No	Check Dt	Vendor Name	Invoice ID	Line Description	Payment
159519	11/26/21	Special Districts Association Of Oregon			
			2022 SDAO MEMBERSHIP DUES	2022 SDAO MEMBERSHIP DUES	1,266.89
					1,266.89
159520	11/26/21	Parts Authority, LLC			
			273-347279	PD STOCK - MISC AUTO	80.60
			273-345850	PD STOCK SPARK PLUGS	99.72
			273-347558	VEH 6058; BLACK - MISC AUTO	12.26
			273-346342	VEH 7023; AIR FILTER & ASM	62.14
			273-346022	VEH 7052; AUTO PARTS	126.78
			273-346301	VEH 7052; BAKE ASY/LINE KIT	180.83
			273-345757	VEH 7130; AIR FILTERS	84.40
			274-456748	VEH 7130; OIL FILTER	6.29
					653.02
159521	11/26/21	AT&T Mobility			
			999208594X11142021	MAINT/DPW CELL CHARGES	181.77
					181.77
159522	11/26/21	Industrial Source			
			01933396	HYDRO HALOTRON 2.5#	76.63
					76.63
159523	11/26/21	Springfield Utility Board			
			NOV192021	SUB BILLING WK 4-NOV	2,333.88
					2,333.88
159524	11/26/21	Wells Fargo Financial Leasing, Inc.			
			5017664015	KM Copier Lease 11/10-12/9/21	135.92
					135.92
159525	11/26/21	TriZetto Provider Solutions			
			36D3112100	PATIENT STATEMENTS-OCT	549.33
					549.33

Grand Total: **3,468,318.51**

AGENDA ITEM SUMMARY		
	Meeting Date:	1/18/2022
	Meeting Type:	Regular Meeting
	Staff Contact/Dept.:	Nathan Bell
	Staff Phone No:	(541) 726-2364
	Estimated Time:	Consent Calendar
S P R I N G F I E L D C I T Y C O U N C I L	**Council Goals:**	Mandate

ITEM TITLE:	DECEMBER 2021 DISBURSEMENTS FOR APPROVAL
ACTION REQUESTED:	Approval of the following motion to: Approve the December 2021 Disbursements for Approval
ISSUE STATEMENT:	The December 2021 Disbursements for Approval is attached for your review and approval.
ATTACHMENTS:	Attachment 1: December 2021 Disbursements for Approval
DISCUSSION/ FINANCIAL IMPACT:	Checks totaling $4,073,634.15 were issued in December 2021. Documentation supporting these payments has been reviewed.

Check No	Check Dt	Vendor Name	Invoice ID	Line Description	Payment
1004563	12/2/21	911 Supply Inc			
			INV-1-16190	BLAUER 8565T	192.98
			INV-1-16221	CSO Uniform	107.99
			INV-1-16222	Officer Uniforms	944.91
					1,245.88
1004564	12/2/21	Oil Re-Refining, Co.			
			443833	FLD TST CHLORINATED MATERIALS	290.00
					290.00
1004565	12/2/21	National Business Solutions			
			IN94337	C650i-B&W/ColorCopies10/4-11/3	13.95
					13.95
1004566	12/2/21	Tiberius Solutions LLC			
			1671	C2939-Labor-Proj#0134; Oct 21	880.00
					880.00
1004567	12/2/21	CDR Labor Law, LLC			
			918	FLS LEGAL SERVICES	2,407.67
					2,407.67
1004568	12/2/21	Correctional Industries Accounting			
			F179652	C2091: Inmate Meals 11/5/21	1,005.00
					1,005.00
1004569	12/2/21	Omlid & Swinney Fire Protection &			
			EU039326	BK: RESET DRY VALVE	270.00
			EU039430	REPL LEAKY SPRINKLER HEAD	316.00
			EU039403	RESET SYSTEM	540.00
					1,126.00
1004570	12/2/21	Comfort Flow Heating			
			SVC260255	REPAIR HEAT PUMP-1135 CENT BLV	375.00
					375.00
1004571	12/2/21	Overhead Door Company, Inc.			
			0208501-IN	REPLACE KEY PAD/TRAFFIC GATE	230.00
					230.00

Check No	Check Dt	Vendor Name	Invoice ID	Line Description	Payment
1004572	12/2/21	Dowl, LLC	37850	C2315; PROF SVCS- 10/3-10/3/21	18,797.66
					18,797.66
1004573	12/2/21	Keefe Commissary Supply Company	3213270-2499208	C2020:CommissaryCredit11/22/21	-31.07
			3190650	C2020:InmateCommissary 11/8/21	224.90
					193.83
1004574	12/2/21	TireHub, LLC	23782104	PD STOCK-TIRES	1,844.40
					1,844.40
1004575	12/2/21	Hughes Fire Equipment, Inc.	570364	E5/536; VEHICLE REPAIRS	988.00
					988.00
1004576	12/2/21	Cascade Truck Body & Trailer Sales Inc	WC14270	C2573; EAGLE TRAILER	4,248.14
					4,248.14
1004577	12/2/21	San Diego Police Equipment Co. Inc.	649591	C2345: Ammunition	11,244.60
					11,244.60
1004578	12/2/21	My-Comm, Inc.	00165593	RADIO REPAIRS	174.05
					174.05
1004579	12/2/21	Lane Forest Products, Inc.	E961371-.01	POPLAR HARVEST MGMT SVC	47,920.75
					47,920.75
1004580	12/2/21	Blue McKenzie Apartments LLC	1005	C2827; DRAW BLUE MCKENZIE/SEDA	108,875.00
					108,875.00

Check No	Check Dt	Vendor Name	Invoice ID	Line Description	Payment
1004581	12/2/21	Catholic Community Svcs of Lane Co. Inc.	212204	C2831;REIMB PORTAPOTTIES/WASTE	183.50
					183.50
1004582	12/2/21	Thorp, Purdy, Jewett,Urness	OCTOBER 31, 2021 STMT	MWMC LEGAL SERVICE-OCT 2021	3,413.20
					3,413.20
1004583	12/2/21	Friends of the Springfield Library	FSPL SALES NOVEMBER 2021	FSPL SALES NOVEMBER 2021	329.05
					329.05
1004584	12/2/21	Verizon Wireless	9892591722	FIRE-MOBILE COMPUTERS	1,270.87
					1,270.87
1004585	12/2/21	HRA VEBA Trust	NOV 2021-WALKER	VEBA HRA FOR R WALKER	8,310.23
			NOV 2021-LABLUE	VEBA HRA FOR T LABLUE	14,540.33
					22,850.56
1004586	12/2/21	Thornton Electric, Inc.	3954	SUPPLIES: BROKEN LIGHT SWITCH	130.00
					130.00
1004587	12/2/21	City of Cascade Locks	113021CL	AMBULANCE REVENUE	154.99
					154.99
1004588	12/2/21	LANE FIRE AUTHORITY	113021LR	AMBULANCE REVENUE	80.00
					80.00
1004589	12/2/21	City of La Grande Ambulance	113021LG	AMBULANCE REVENUE	3,323.90
					3,323.90

Check No	Check Dt	Vendor Name	Invoice ID	Line Description	Payment
1004590	12/2/21	Mid-Columbia Fire and Rescue	113021MC	AMBULANCE REVENUE	10.00
					10.00
1004591	12/2/21	North Douglas County Fire & EMS	113021NO	AMBULANCE REVENUE	31,946.75
					31,946.75
1004592	12/2/21	Polk County Fire District No. 1	113021PC	AMBULANCE REVENUE	50.00
					50.00
1004593	12/2/21	SHERMAN COUNTY AMBULANCE	113021SC	AMBULANCE REVENUE	100.00
					100.00
1004594	12/2/21	Umatilla Tribal Fire & Ambulance	113021UT	AMBULANCE REVENUE	1,040.09
					1,040.09
1004595	12/9/21	911 Supply Inc	INV-1-16454	CSO uniform	191.98
			INV-1-16355	Patrol Uniform Inventory	172.98
					364.96
1004596	12/9/21	National Business Solutions	IN94634	ADDITIONAL COPIES 10/09-11/08	12.71
			IN94635	C2622; ADDTL COPIES 10/14-1/13	127.58
					140.29
1004597	12/9/21	Hughes Fire Equipment, Inc.	570383	M16/5104; VEHICLE REPAIRS	4,634.66
					4,634.66
1004598	12/9/21	Murraysmith, Inc.	20-2767.00 - 19	C2541; ENGINRNG SVC THRU 10/31	1,762.00
					1,762.00

Check No	Check Dt	Vendor Name	Invoice ID	Line Description	Payment
1004599	12/9/21	DKS Associates, Inc.	0079235	C2503; MSSP OUTREACH-OCT	3,578.75
					3,578.75
1004600	12/9/21	Hawes Technologies LLC	INKG-0002181	C#2529; Oct-Dec 21 DBA Svcs	23,625.00
			INKG-0002182	C1658; MAINT OF CIP OCT-DEC 21	3,600.00
					27,225.00
1004601	12/9/21	People Speak, LLC	SPR-0015	ASYNCHRONOUS MEETING SOFTWARE	800.00
					800.00
1004602	12/9/21	Keefe Commissary Supply Company	3223876-2506960	C2020:CommissaryCredit11/29/21	-4.80
			3201085	C2020:InmateCommissary11/15/21	263.62
					258.82
1004603	12/9/21	Rexius Forest By-Products, Inc.	764905	C2839: Nov Landscape Maint.	625.00
					625.00
1004604	12/9/21	Potter Webster Company	3P47022	TRUCK TIRE CHAINS	233.28
					233.28
1004605	12/9/21	Oregon Fence Company, Inc	28724	INSTALL CHAIN LINK FENCE	3,897.00
					3,897.00
1004606	12/9/21	TransFirst Group Inc/TSYS Merch Solution	2246091	OCT 2021 - MERCHANT FEES	301.10
			2246092	OCT 2021 - MERCHANT FEES	12,209.97
					12,511.07
1004607	12/9/21	Carlile, Inc. dba: JKG Electric	12952	BK REPAI CONDUCTOR PANEL	683.14
					683.14

Check No	Check Dt	Vendor Name	Invoice ID	Line Description	Payment
1004608	12/9/21	Correctional Industries Accounting			
			F179761	C2091: Inmate Meals 11/12/21	1,952.00
					1,952.00
1004609	12/9/21	Garitty Ventures, LLC dba FPW Media			
			9783	C2291; Vimeo Subscription	24.00
					24.00
1004610	12/9/21	MODA			
			213310000362	Dental Claims 11/21 - 11/27/21	3,625.20
			213350000045	Dental Claims 11/28 - 11/30/21	3,859.50
			213380000457	Dental Claims 12/01 - 12/03/21	5,337.10
					12,821.80
1004611	12/9/21	MES-Northwest			
			IN1641593	C2930: Vest-Parado	1,052.72
					1,052.72
1004612	12/9/21	NW Natural			
			3676970-1 STMT 11/29/21	725 S 57TH ST - GAS	20.52
			3099443-8 STMT 11/24/21	BK #155: UTILITIES - GAS	32.40
			2953029-2 STMT 11/29/21	CB: UTILITIES - GAS	213.37
			2143654-8 STMT 11/29/21	DP; UTILITIES - GAS	161.49
			717543-3 STMT 11/29/21	FLEET SHOP 10/26-11/29/21	366.68
			414994-4 STMT 11/29/2021	FS14; 10/27-11/29/21	309.17
			2003187-8 STMT 11/29/2021	FS3; 10/26-11/29/21	67.80
			540107-0 STMT 11/24/2021	FS5; 10/25-11/24/21	512.22
			1830585-4 STMT 11/29/21	WR; 10/26-11/29/21	35.89
					1,719.54
1004613	12/9/21	Emerald People's Utility District			
			88414 STMT 11/24/21	STREET LIGHT ELECTRIC	250.16
					250.16
1004614	12/9/21	PacificSource Administrators			
			CLM3630-3631	Aug 2021 HRA-Claim Activity	49,872.67
					49,872.67
1004615	12/9/21	WECO			
			CP-00176019	CNO#:MotorcycleFuel11/17-11/30	111.41
					111.41

Check No	Check Dt	Vendor Name	Invoice ID	Line Description	Payment
1004616	12/9/21	Above All Sanitation, Inc	156345	C2850; SINGLE TRAILER UNITS	169.25
					169.25
1004617	12/9/21	GPS Insight LLC	1253118	GPSI-MONTHLY MONITORING DEC 21	246.35
					246.35
1004618	12/9/21	INPHO, LLC dba	616983	Annual Service-On Hold Svc	598.50
					598.50
1004619	12/9/21	Springfield Area Chamber of Commerce	40842	C2317: Oct-Dec 21 Visitors Ctr	10,927.25
			40843	C2404: Indoor Track Faciliti	6,250.00
					17,177.25
1004620	12/9/21	Willamette Dental Insurance, Inc.	DECEMBER 2021	Dec 2021 WD Admin Fee	4,601.15
					4,601.15
1004621	12/9/21	PacificSource Health Plans	MED ADMIN FEE DEC 2021	Med Admin Fee Dec 2021	85,002.47
					85,002.47
1004622	12/9/21	Western Clinical & Forensic Services	1528	Fitness Eval 11/29/21 Court	600.00
			1529	Fitness Eval 11/29/21 Court	600.00
					1,200.00
1004623	12/9/21	HRA VEBA Trust	DEC 2021-RODRIGUEZ	VEBA HRA FOR E RODRIGUEZ	127.14
			DEC 2021-COPELAND	VEBA HRA FOR K COPELAND	10.69
			DEC 2021-KURTZ	VEBA HRA FOR L KURTZ	600.00
					737.83
1004624	12/9/21	Grunow, Kylie F	5	C2858: Legis/Govt Relation Sv	2,500.00
					2,500.00

Check No	Check Dt	Vendor Name	Invoice ID	Line Description	Payment
1004625	12/16/21	The Bank of America			
			11/21 NYTES, AMY J	"Mastering Public Comment" web	27.00
			11/21 STUTESMAN, C	#6028 replace water pump	1,945.30
			11/21 SEDERLIN, R	#6038 sensor	76.40
			11/21 SEDERLIN, R	#6038 valve	5.86
			11/21 SEDERLIN, R	#6097 hose	65.19
			11/21 STUTESMAN, C	#7056	450.79
			11/21 STUTESMAN, C	#7058	5.00
			11/21 KEENE, V	$10 GC for UW Drawings	10.00
			11/21 ALLOCCO, M	1099 EXPRESS COM 1099 Software	159.00
			11/21 MORRIS, S	2 new notary books- Shannon Mo	50.00
			11/21 WEAVER, R	5 Shelf Rack for ISB new posit	99.99
			11/21 SCHINDELE-CUPPLES, C	AD COL - Infobase AVOD subscri	4,288.13
			11/21 KINSEY, C	AD COL - Might Thor	23.33
			11/21 KINSEY, C	AD COL - amazon books	46.38
			11/21 SCHINDELE-CUPPLES, C	AD COL - register guard 10/12/	405.60
			11/21 RIDDLE, M	AD COL - wild mushroom cookboo	21.00
			11/21 RIDDLE, M	AD PROG - Springfilm DVDs	14.76
			11/21 RIDDLE, M	AD PROG - Springfilm DVDs	120.90
			11/21 FREY, E	AMERICAN PLANNING A - Sr Plann	195.00
			11/21 FREY, E	AMZN MKTP US KA7W93WH3 - Purch	8.69
			11/21 SARRETT, C	AirWatch / WorkspaceONE - PD M	9,192.00
			11/21 ALLOCCO, M	Animal Control/Pet Licencing F	25.70
			11/21 SPIRO, L	Annual subscription for licens	59.00
			11/21 SPIRO, L	Annual subscription for licens	99.00
			11/21 POLEN, W	Awards banquet dinner for Chie	45.00
			11/21 POLEN, W	Awards banquet dinner for Lt.	45.00
			11/21 SARRETT, C	Azure ADFS Monthly Charge - IT	445.00
			11/21 JUDD, D	BARNES & NOBLE #2978 - 2021 We	101.88
			11/21 MYERS, J	Backcountry Cross - SWAT	49.99
			11/21 SPIRO, L	Basecamp HIGHRISE	24.00
			11/21 MONROE, T	Black toner for SMJ	56.99
			11/21 CROLLY, G	Books for Sgt. Process	189.67
			11/21 MONROE, T	CD-R Recordable Media for ISB	118.98
			11/21 MELICK, B	CDW GOVT #M804152 - Purchase	7,204.38
			11/21 Keetle, B	CHETT minor without shelter -	216.45
			11/21 HAYES, J	CLASS MEAL - ST HELENS, J HAYE	37.00
			11/21 Norman, C	CLEANING FOR TRAFFIC TRUCKS	35.94
			11/21 DILLEY, H	CLOTHING ORDER	1,015.00
			11/21 DILLEY, H	CLOTHING ORDER	4,108.00
			11/21 FREY, E	CRAIGSLIST.ORG - 2021-38 Ops A	25.00
			11/21 FREY, E	CRAIGSLIST.ORG - Custodian Ad	25.00
			11/21 FREY, E	CRAIGSLIST.ORG - Lateral PO Ad	25.00
			11/21 FREY, E	CRAIGSLIST.ORG - Maintenance T	25.00
			11/21 FREY, E	CRAIGSLIST.ORG - PD Comm Info	25.00
			11/21 FREY, E	CRAIGSLIST.ORG - Purchase Buil	25.00
			11/21 FREY, E	CRAIGSLIST.ORG - Purchase Seni	25.00
			11/21 MURRAY, T	Cab fare for Case #21-6487	21.76
			11/21 MYERS, J	Car Rental for Case #21-6487	60.20
			11/21 MASSEY, M	Car detail of training vehicle	120.00
			11/21 WEAVER, R	Case #21-6494 - Recovery of De	29.95
			11/21 MONROE, T	Cell phone charge - #3303&3532	92.62
			11/21 CRAWFORD, J	Cell phone chargers and screen	903.04
			11/21 MONROE, T	Charges for Oct. 2021	161.00
			11/21 SARRETT, C	City Hall WiFi Maintenance	5,274.32
			11/21 MAYS, B	Class A Water and Special Insp	348.40
			11/21 McVey, S	Computer Monitors (2) - Backgr	486.22
			11/21 WEAVER, R	Computer monitor - ISB Forensi	799.98
			11/21 McVey, S	Computer webcam and microphone	41.92
			11/21 LLOYD, T	Creately - Software license fe	49.00
			11/21 JONES, B	Credit- item returned- mouse	-23.99

Check No	Check Dt	Vendor Name	Invoice ID	Line Description	Payment
1004625	12/16/21	The Bank of America			
			11/21 FINSAND, B	DECORATIVE STREET LIGHTS	423.99
			11/21 Clinton, A	DJC Bid Advertisement P21168	534.82
			11/21 PENCE, J	DMV records	24.00
			11/21 Norman, C	DRILL KIT	32.76
			11/21 WEAVER, R	Damping Plate - Drone Program	39.99
			11/21 NIX, R	Dcon for Mouse in ancillary	11.98
			11/21 MONROE, T	Dixie Plates for the Jail	19.99
			11/21 DELCASTILLO, A	Drone Registration with FAA	10.00
			11/21 SARRETT, C	Duo 2 Factor - PD Command Staf	439.40
			11/21 NIX, R	Dyson Vacuum for 3rd floor	499.99
			11/21 SCHINDELE-CUPPLES, C	EMP DEV - Library works course	49.00
			11/21 GUSTAVSON, L	EMP DEV - Library works webina	49.00
			11/21 CURE, K	EMP DEV - OLA	92.00
			11/21 CURE, K	EMP DEV - Reforma	50.00
			11/21 DAVID, E	EMP DEV - how to guide employe	49.00
			11/21 SCHINDELE-CUPPLES, C	EMP DEV Slack Nov 2021	110.96
			11/21 Hayes, E	EMS LICENSE #5108	80.00
			11/21 ANTONE, B	EVOC Training	60.00
			11/21 MASSEY, M	EVOC Training Meals	35.00
			11/21 Benitez, E	Equipment for ICV	71.94
			11/21 WEAVER, R	Ethernet Cable - ISB Forensic	40.76
			11/21 ANTONE, B	Exchange Tank for EVOC trainin	19.99
			11/21 ANTONE, B	Exchange Tank for EVOC trainin	19.99
			11/21 Walker, S	Extended warranty printer tech	29.99
			11/21 HAYES, J	FIRE INSTRUCTOR BOOKS	97.20
			11/21 HAYES, J	FIRE SERVICE INSTRUCTOR BOOK	66.95
			11/21 MUGLESTON, T	FMCSA D&A CLEARINGHOUS - DOT Q	125.00
			11/21 KELLY, E	FS14 HS INTERNET ACCT#8778-10-	86.95
			11/21 KELLY, E	FS16 HS INTERNET ACCT#8778-10-	648.28
			11/21 KELLY, E	FS3 TRAINING:HS INTERNET ACCT	118.40
			11/21 KELLY, E	FS3: HS INTERNET ACCT#8778-10-	648.36
			11/21 KELLY, E	FS4 HS INTERNET ACCT#8778-10-7	174.00
			11/21 KELLY, E	FS5 HS INTERNET ACCT#8778-10-7	87.00
			11/21 FOSSEN, A	Facebook Ad-BCC Outreach	115.77
			11/21 POLEN, W	Fence for K9 Handler Cash	1,104.00
			11/21 MYERS, J	Flight for Case #21-6487	1,363.20
			11/21 MONROE, T	Foam Cups for SMJ Inmates	49.07
			11/21 SPIRO, L	Food for PNCWA's Communication	315.00
			11/21 KENT, C	For October Services	6.90
			11/21 KENT, C	For Order No. 851220432	9.95
			11/21 MONROE, T	For case #21-8094	60.00
			11/21 SHEARER, A	Fuel for Chief Shearer	63.68
			11/21 KEENE, V	GC for UW Drawings	10.00
			11/21 KEENE, V	GC for UW Drawings	50.00
			11/21 GRIESEL, C	GC for UW Drawings	50.00
			11/21 KEENE, V	GC for UW Drawings	50.00
			11/21 GRIESEL, C	GC for UW Drawings	50.00
			11/21 GRIESEL, C	GC for UW Drawings	50.00
			11/21 ANDERSON, J	GLOVES	91.20
			11/21 ALLOCCO, M	GOVERNMENT FINANCE OFF - Purch	135.00
			11/21 JAEGER, P	Garbage bags for pet stations	22.98
			11/21 KEENE, V	Gas Service at Memorial Buildi	15.99
			11/21 MURRAY, T	Gas for rental car for case #2	43.82
			11/21 SARRETT, C	GoToMeeting - Courts	18.00
			11/21 ANDERSON, J	HANDSAW FOR OPS LANDSCAPE	89.99
			11/21 BARRAGER, G	HVAC parts for PD	167.06
			11/21 Walker, S	Handcuff Pouch for Det. Murray	37.99
			11/21 NEIWERT, M	Health Department Inspection o	200.00
			11/21 RANSOM, C	Hotel for 836 Tech Training -	195.32
			11/21 RANSOM, C	Hotel for 836 Tech Training -	390.64

Check No	Check Dt	Vendor Name	Invoice ID	Line Description	Payment
1004625	12/16/21	The Bank of America			
			11/21 MASSEY, M	Hotel for Leadership training	360.56
			11/21 MURRAY, T	Hotel fpr Case #21-6487	98.79
			11/21 MURRAY, T	Hotel stay for case #21-6487	216.11
			11/21 JONES, J	IDEN TRUST SERVICES Digital Ce	62.00
			11/21 KRUEGER, K	IDEN TRUST SERVICES, Digital C	149.00
			11/21 SARRETT, C	IDF UPS - Shipment 1	17,427.00
			11/21 SARRETT, C	IDF UPS - Shipment 2	4,518.24
			11/21 SARRETT, C	IDF UPS - Shipment 3	1,086.18
			11/21 KRUEGER, K	INST OF TRANSP ENGINEERS RENEW	330.00
			11/21 Walker, S	Inv #109303 - Blood Alcohol Sp	325.94
			11/21 MONROE, T	Inv #27110 - Handset for the c	495.02
			11/21 McVey, S	Inv 21117846 - Dragon Speak So	427.45
			11/21 PENCE, J	Invoice 9288 - SWAT Negotiator	355.60
			11/21 HUMPHREYS, B	Invoice-261319- K9 Purchase of	655.90
			11/21 JUDD, D	JERRYS HOME-SPRINGFIEL - Welln	64.97
			11/21 Espinoza, M	JOB PACKOUT TOOL BOXES	599.92
			11/21 WORLEY, T	JR PROG - bc winter treats	27.93
			11/21 RANSOM, C	K. Lane travel for training in	259.99
			11/21 WEAVER, R	Keys for ISB Forensic	5.00
			11/21 WEAVER, R	Keys for ISB Forensic	15.75
			11/21 MCMAHON, J	Kids First Training - Human Tr	30.00
			11/21 MCMAHON, J	Kids First Training - Human Tr	108.00
			11/21 SCOTT, S	LOCATE PAINT FOR TRAFFIC	60.35
			11/21 FINSAND, B	LOCK HARDWARE REPAIR	21.48
			11/21 Walker, S	Laser printer for Admin Sgt (T	169.00
			11/21 POTTER, K	Luggage Charge for Training	30.00
			11/21 MCMAHON, J	Luggage Fee- Kids First Traini	30.00
			11/21 POTTER, K	Luggage charge for training	30.00
			11/21 RANSOM, C	Luggage for 836-Tech training	30.00
			11/21 RANSOM, C	Luggage for 836-Tech training	30.00
			11/21 MURRAY, T	Luggage for T. Murray Case #21	30.00
			11/21 MURRAY, T	Lunch for Case #21-6487	11.33
			11/21 ANTONE, B	Lunch for EVOC training	39.28
			11/21 ANTONE, B	Lunch for Recruit EVOC	18.48
			11/21 ANTONE, B	Lunch for Recruit EVOC	34.00
			11/21 GILES, L	MEDIC UNIT TITLE/REGISTRATION	127.50
			11/21 GUSTAVSON, L	MILLS - incentive books	678.40
			11/21 McGRAW, M	MUSEUM EXHIB - LCHM photo use	629.00
			11/21 McGRAW, M	MUSEUM EXHIB - exhibit supplie	158.64
			11/21 McGRAW, M	MUSEUM EXHIB - exhibit supplie	186.36
			11/21 McGRAW, M	MUSEUM PROG - DDM food	189.75
			11/21 McGRAW, M	MUSEUM SUPP - projector	749.99
			11/21 McGRAW, M	MUSEUM SUPP - Gaylord	70.12
			11/21 McGRAW, M	MUSEUM SUPP - Projector warran	74.99
			11/21 McGRAW, M	MUSEUM SUPP - projector	-74.99
			11/21 DAVID, E	MUSEUM SUPP - projector	74.99
			11/21 DAVID, E	MUSEUM SUPP - projector	788.68
			11/21 McGRAW, M	MUSEUM SUPP - projector refund	-749.99
			11/21 CROLLY, G	Masks for COVID - Patrol and S	200.00
			11/21 CRAWFORD, J	Masks for Officers - COVID	199.90
			11/21 MORRIS, S	Mastering Public Comment Class	27.00
			11/21 SPIRO, L	Media Signage	99.00
			11/21 CARPENTER, C	Member Registration	45.00
			11/21 CARPENTER, C	Membership Renewal 1-1-2022 th	550.00
			11/21 AUSTIN, B	Membership Renewal for NACA -	25.00
			11/21 MONROE, T	Mens Ankle Socks	74.91
			11/21 PENCE, J	Metal Shelving Brackets for Re	573.85
			11/21 ALLOCCO, M	Monthly License Fee	21.40
			11/21 CROLLY, G	Monthly Subscription for Lt. C	7.99
			11/21 GRAHAM, S	National Certification- Steve	80.00

Check No	Check Dt	Vendor Name	Invoice ID	Line Description	Payment
1004625	12/16/21	The Bank of America			
			11/21 JONES, B	New Keyboard and Mouse for Mic	18.96
			11/21 Norman, C	ODOT CABINET REPAIR	301.56
			11/21 Norman, C	ODOT CABINET REPLACEMENT	276.85
			11/21 FINSAND, B	ODOT SIGNAL CABINET REPLACEMEN	72.38
			11/21 GRIESEL, C	OEDA Annual Conf Registration	140.00
			11/21 JENKINS, N	OFFICE DEPOT 1135 - Three Mon	62.97
			11/21 JENKINS, N	OFFICE DEPOT #1078 - 3 Month C	46.83
			11/21 FREY, E	OFFICE DEPOT #1078 - Candace f	10.74
			11/21 FREY, E	OFFICE DEPOT #1078 - Chaim/Mic	25.52
			11/21 FREY, E	OFFICE DEPOT #1078 - Labels an	32.15
			11/21 HELD, D	OFFICE DEPOT #1078 - Purchase	65.96
			11/21 FREY, E	OFFICE DEPOT #1078 - Return -	-10.74
			11/21 FREY, E	OFFICE DEPOT - Clorox Wipes an	52.38
			11/21 HELD, D	OFFICE DEPOT -Office Supplies	9.78
			11/21 HELD, D	OFFICE DEPOT -Office Supplies	37.56
			11/21 SEDERLIN, A	OFFICE DEPOT -Office Supplies-	674.16
			11/21 WILSON, B	ORGANIZATIONAL SUPPLIES	10.27
			11/21 VAUGHT, M	OSHA CONF REFUND	-200.00
			11/21 VAUGHT, M	OSHA CONF REFUND	-200.00
			11/21 Brennan, J	Office Supplies	5.33
			11/21 Brennan, J	Office Supplies	13.34
			11/21 Brennan, J	Office Supplies	29.56
			11/21 Brennan, J	Office Supplies	43.01
			11/21 Brennan, J	Office Supplies	104.96
			11/21 Brennan, J	Office Supplies	190.78
			11/21 DELCASTILLO, A	Oregon State Drone Registratio	50.00
			11/21 MONROE, T	Otterbox for Cell Phones (30)	1,078.80
			11/21 MONROE, T	Otterbox for Cell Phones (30)	1,078.80
			11/21 WEAVER, R	Otterbox for Drone Program	44.99
			11/21 DZIERZEK, D	PC Purchase / GIS - CWilson /	3,149.67
			11/21 DZIERZEK, D	PC Purchase / GIS - MEnglemann	3,149.67
			11/21 DZIERZEK, D	PC Purchase / HR - A.Gray / De	1,690.84
			11/21 DZIERZEK, D	PC Purchase / PD - ISB Antone	1,413.07
			11/21 DZIERZEK, D	PC Purchase / PD - ISB Seanor	1,396.82
			11/21 DZIERZEK, D	PC Purchase / PD - Jail Bailif	1,168.18
			11/21 DZIERZEK, D	PC Purchase / PD - Jail Bookin	1,168.18
			11/21 DZIERZEK, D	PC Purchase / PD - Jail Bookin	1,168.18
			11/21 DZIERZEK, D	PC Purchase / PD - Jail Bookin	1,168.18
			11/21 DZIERZEK, D	PC Purchase / PD - Jail Contro	1,168.18
			11/21 DZIERZEK, D	PC Purchase / PD - Jail Record	1,168.18
			11/21 DZIERZEK, D	PC Purchase / PD - Records / D	1,168.18
			11/21 DZIERZEK, D	PC Purchase / PD - Records / D	1,168.18
			11/21 DZIERZEK, D	PC Purchase / PD - Records / D	1,168.18
			11/21 DZIERZEK, D	PC Purchase / PD - Records / D	1,168.18
			11/21 DZIERZEK, D	PC Purchase / PD - Records Sup	1,168.18
			11/21 DZIERZEK, D	PC Purchase / PD - Report Writ	1,396.82
			11/21 DZIERZEK, D	PC Purchase / PD - Report Writ	1,396.82
			11/21 DZIERZEK, D	PC Purchase / PD - Report Writ	1,396.82
			11/21 DZIERZEK, D	PC Purchase / PD - WC Desk 1 /	1,396.82
			11/21 DZIERZEK, D	PC Purchase / PD - WC Desk 2 /	1,396.82
			11/21 DZIERZEK, D	PC purchase / PD - Records / D	1,168.18
			11/21 JAEGER, P	Paint station spill protection	83.33
			11/21 KIMPTON, M	Paper for bid books	43.67
			11/21 WEAVER, R	Paper towel holder /Glove Box	21.98
			11/21 MURRAY, T	Parking for Case Number 21-648	96.00
			11/21 PENCE, J	Patrol Notebooks	480.88
			11/21 PENCE, J	Patrol Printing	441.80
			11/21 MONROE, T	Pencils for the jail	34.59
			11/21 NOTARY, K	Permit Tech Exam for Kelly Not	219.00
			11/21 KRUEGER, S	Pretreatment training for Marc	164.00

Check No	Check Dt	Vendor Name	Invoice ID	Line Description	Payment
1004625	12/16/21	The Bank of America			
			11/21 FREY, E	REGISTER GUARD ADV - 10/31 and	195.44
			11/21 FREY, E	REGISTER GUARD ADV - Custodian	206.28
			11/21 Clinton, A	REGISTER GUARD Bid Advertiseme	430.00
			11/21 MONROE, T	Rapid Cell Charger Cord - ISB	12.97
			11/21 GRIESEL, C	Regional Meeting with Biz Oreg	4.00
			11/21 BLOMQUIST, M	Register Guard Online- Nov. 20	8.62
			11/21 FOSSEN, A	Register Guard-Monthly Charge	9.99
			11/21 MURRAY, T	Rental car for travel to case	175.31
			11/21 Walker, S	Return for Animal Control	60.11
			11/21 AUSTIN, B	Return from Hot water heater l	-179.99
			11/21 FINSAND, B	SAFETY SUPPLIES	104.54
			11/21 FINSAND, B	SAFETY SUPPLIES	360.00
			11/21 STEFFEN, C	SHERATON NEW ORLEANS - Dinner	27.55
			11/21 STEFFEN, C	SHERATON NEW ORLEANS - Hotel f	964.84
			11/21 JUDD, D	SHIRTWHOLESALER.COM - Refund -	-130.40
			11/21 WILSON, B	SIGN SUPPLIES	39.90
			11/21 MUGLESTON, T	SOCIETYFORHUMANRESOURC - Membe	219.00
			11/21 JUDD, D	STARBUCKS STORE 02976 - Wellne	20.00
			11/21 SCHWARTZ, T	STN4 DRAIN REPAIR	240.00
			11/21 LUNDBERG, R	STN5 KITCHEN SUPPLIES	19.99
			11/21 LUNDBERG, R	STN5 STATION SUPPLIES	14.24
			11/21 FREY, E	STOCKTON RECORD ADVERT - Reg G	227.10
			11/21 FINSAND, B	STREET LIGHTING	109.97
			11/21 FINSAND, B	STREET LIGHTING	324.90
			11/21 LLOYD, T	SUBSCRIPTION - Creately - inte	0.39
			11/21 WILLIAMS, T	SUPPLES - Book processing mate	222.14
			11/21 MARSONETTE, K	SUPPLIES - shredder bags	15.90
			11/21 WILLIAMS, T	SUPPLIES - Book processing mat	685.97
			11/21 MARSONETTE, K	SUPPLIES - First aid	26.23
			11/21 MARSONETTE, K	SUPPLIES - double sided tape	17.98
			11/21 MARSONETTE, K	SUPPLIES - first aid	12.03
			11/21 ARONOWITZ, R	SUPPLIES - lights for AV area	25.98
			11/21 MARSONETTE, K	SUPPLIES -tech sign out calend	13.71
			11/21 CRAIG, L	Securities Liability Risks CLE	10.00
			11/21 Miller, A	Shipping for FOG kits sent to	34.40
			11/21 CRAWFORD, J	Shipping for Property for Augu	534.76
			11/21 MONROE, T	Shirts for SWAT	459.60
			11/21 MONROE, T	Smead Labels for SMJ	27.82
			11/21 PERDUE, J	Supplies for SMJ -	149.60
			11/21 JONES, B	Supplies for new work iPhone	37.92
			11/21 Norman, C	TEMP CONCRETE PED BASES	95.75
			11/21 JUDD, D	TJMAXX #0707 - Wellness Fair 2	58.96
			11/21 AUSTIN, B	Tankless Water Heater for AC	105.99
			11/21 SARRETT, C	TeamViewer - IOS Mobile Suppor	1,022.00
			11/21 Knight, N	Thermal paper	365.10
			11/21 MONROE, T	Toner for printer- ISB	38.99
			11/21 MONROE, T	Toner for the jail/hanger	60.47
			11/21 CARPENTER, C	Tools for Building Dept- Chris	138.98
			11/21 PENCE, J	Towing SPD #21-7107	175.00
			11/21 POLEN, W	Training for Bragg - Sniper Ba	800.00
			11/21 Keetle, B	Training for Caitlin Gold - Cr	400.00
			11/21 THOMSEN, M	Training for Steigleder and Cr	498.00
			11/21 Knight, N	Training-property	283.80
			11/21 KEENE, V	Two $10 GCs for UW Drawings	20.00
			11/21 KEENE, V	Two $10 GCs for UW Drawings	20.00
			11/21 KEENE, V	Two $10 GCs for UW Drawings	20.00
			11/21 KEENE, V	Two $10 GCs for UW Drawings	20.00
			11/21 KEENE, V	Two $10 GCs for UW Drawings	20.00
			11/21 KEENE, V	Two $10 GCs for UW Drawings	20.00
			11/21 KEENE, V	Two $10 GCs for UW Drawings	20.00

Check No	Check Dt	Vendor Name	Invoice ID	Line Description	Payment
1004625	12/16/21	The Bank of America			
			11/21 KEENE, V	Two $10 GCs for UW Drawings	20.00
			11/21 KEENE, V	Two $10 GCs for UW Drawings	20.00
			11/21 KEENE, V	Two $10 GCs for UW Drawings	20.00
			11/21 KEENE, V	Two $10 GCs for UW Drawings	20.00
			11/21 KEENE, V	Two $10 GCs for UW Drawings	20.00
			11/21 STEFFEN, C	UNITED 01699522153545 - Con	35.00
			11/21 FOSSEN, A	USA Today-Annual Subscription	52.00
			11/21 WEAVER, R	USB Printer Cable - ISP Forens	34.97
			11/21 DRISCOLL, J	USB-C Refund	-61.68
			11/21 MURPHY, M	USPS for canine calendar	9.80
			11/21 MURPHY, M	USPS for canine calendar	24.98
			11/21 MURPHY, M	USPS for canine calendar	78.40
			11/21 MURPHY, M	USPS mailers for canine calend	24.21
			11/21 CROLLY, G	Uniform Belt required by FBI A	36.00
			11/21 CROLLY, G	Uniform Pants for FBI Academy	172.80
			11/21 MONROE, T	Utensils for Jail	15.44
			11/21 Brennan, J	WEF Membership for Troy McAlli	192.00
			11/21 Johnson, C	WORKBOOTS/C. JOHNSON	140.00
			11/21 STEFFEN, C	WWW.VOLGISTICS.COM - Nov - De	290.00
			11/21 KIRKPATRICK, P	Wash for WC patrol vehicle	186.00
			11/21 HEALY, M	Work jacket	66.99
			11/21 CRAIG, L	Worldox Software Add-on for In	150.00
			11/21 KINSEY, C	YA PROG - crash course DD	17.48
			11/21 KINSEY, C	YA PROG - crash course DD	9.25
			11/21 RUST, M	Yearly Dues- Mark Rust	618.00
			11/21 GRIESEL, C	York Peppermint Patty order fo	89.95
			11/21 WILSON, B	apprentice classes/b. wilson	500.00
			11/21 FARSET, M	apprentice classes/m. farset	750.67
			11/21 MANLEY, M	bay light	288.22
			11/21 BARRAGER, G	building supplies	16.20
			11/21 MCDONALD, G	ch batteries	12.55
			11/21 MCDONALD, G	ch christmas	8.00
			11/21 MCDONALD, G	ch christmas	17.60
			11/21 MCDONALD, G	ch christmas	77.94
			11/21 MCDONALD, G	ch christmas	263.50
			11/21 DILLEY, H	clothing order	143.96
			11/21 DILLEY, H	clothing order	351.00
			11/21 AANRUD, I	cold mix	1,112.70
			11/21 Norman, C	decorative lighting	67.22
			11/21 Norman, C	decorative lighting	99.56
			11/21 Norman, C	decorative lighting	819.61
			11/21 FINSAND, B	decorative street lighting	19.91
			11/21 FINSAND, B	decorative street lighting	30.00
			11/21 FINSAND, B	decorative street lighting	49.52
			11/21 FINSAND, B	decorative street lighting	95.61
			11/21 Norman, C	decorative street lighting	95.94
			11/21 FINSAND, B	decorative street lighting	98.94
			11/21 FINSAND, B	decorative street lighting	107.99
			11/21 STOREY, M	disputed- MED ALASKA MEDICARE	1,467.22
			11/21 WILSON, B	downtown string lighting parts	114.34
			11/21 CONTRERAS, J	dump card x1	50.00
			11/21 ANDERSON, J	dump cards x 2	100.00
			11/21 GIBSON, B	equipment rodeo supplies	274.77
			11/21 BARRAGER, G	gate at bk new fence	17.97
			11/21 VOGENEY, K	gmail for EOC email	72.00
			11/21 NAWALANIEC, R	graffiti cleanup	40.53
			11/21 CONTRERAS, J	hard hat	17.00
			11/21 STOREY, M	hardhat/charlotte	20.00
			11/21 BARRAGER, G	heater for FS14	239.99
			11/21 LONG, M	homeless camp cleanup	62.97

Check No	Check Dt	Vendor Name	Invoice ID	Line Description	Payment
1004625	12/16/21	The Bank of America			
			11/21 McCAFFERY, M	hose fitting for vactor	64.25
			11/21 MAY, A	ice for crews	8.97
			11/21 MCDONALD, G	jc pressure switch	29.99
			11/21 MCDONALD, G	jl light clips	36.95
			11/21 ANDERSON, J	landscape materials	278.96
			11/21 FINSAND, B	lighting	385.96
			11/21 MCDONALD, G	lock/rekey/keys	119.00
			11/21 DILLEY, H	lutes for sanipac crew/leaf pr	151.56
			11/21 MASSA, T	manhole repair	68.79
			11/21 SEDERLIN, R	mdl 16 with premium sol	322.52
			11/21 MURRAY, T	meal for travel day from case	25.30
			11/21 MURRAY, T	meal for travel for case #21-6	24.36
			11/21 SPIRO, L	morning refreshments at PNCWA'	87.00
			11/21 OLSEN, R	mortar	7.40
			11/21 McGillivray, M	music catalog membership	199.00
			11/21 VAUGHT, M	office supplies	5.89
			11/21 VAUGHT, M	office supplies	8.44
			11/21 VAUGHT, M	office supplies	14.25
			11/21 VAUGHT, M	office supplies	17.17
			11/21 VAUGHT, M	office supplies	27.23
			11/21 VAUGHT, M	office supplies	41.24
			11/21 VAUGHT, M	office supplies	69.39
			11/21 VAUGHT, M	office supplies	118.14
			11/21 MAY, A	office vacuum	399.99
			11/21 MCDONALD, G	parking lot lights for JC	311.99
			11/21 STOUDER, M	parking space to attend the in	2.75
			11/21 BAKER, E	parts for cctv equipment	32.88
			11/21 FINSAND, B	portable welder	199.98
			11/21 VAUGHT, M	portfolio for barnett	17.99
			11/21 CURRIER, R	prime membership	12.99
			11/21 MCDONALD, G	push broom for #7063	41.99
			11/21 VOGENEY, K	register guard	12.95
			11/21 SEDERLIN, R	remote	47.35
			11/21 MAY, A	retirement lunch	423.02
			11/21 REA, A	roto hammer bits	21.99
			11/21 PARK, J	safety gear	158.08
			11/21 AANRUD, I	safety recog	50.00
			11/21 AANRUD, I	safety recog	50.00
			11/21 DILLEY, H	safety recog	50.00
			11/21 AANRUD, I	safety recog	100.00
			11/21 FINSAND, B	safety supplies	77.61
			11/21 MAY, A	secondary pump for ERT	2,441.80
			11/21 SEDERLIN, R	shop supplies	15.98
			11/21 SEDERLIN, R	shop supplies	31.87
			11/21 SEDERLIN, R	shop supplies	73.33
			11/21 SEDERLIN, R	shop supplies	182.93
			11/21 Norman, C	shop tools	9.99
			11/21 Norman, C	shop tools	319.85
			11/21 Espinoza, M	sign materials	328.78
			11/21 Norman, C	signal shop tools	7.49
			11/21 SCOTT, S	signal supplies	120.22
			11/21 Norman, C	socket adapter/bolts for signa	216.99
			11/21 FARSET, M	squeegee/tool box for boom tru	21.98
			11/21 Espinoza, M	steel for bike racks/downtown	37.30
			11/21 REA, A	stormline catch basin digup/mo	60.00
			11/21 FINSAND, B	street lighting	143.51
			11/21 Norman, C	street lighting	215.79
			11/21 VAUGHT, M	supplies for retirement	40.96
			11/21 McCAFFERY, M	supplies for tv truck	23.97
			11/21 FINSAND, B	temp concrete for ped bases	100.00

Check No	Check Dt	Vendor Name	Invoice ID	Line Description	Payment
1004625	12/16/21	The Bank of America			
			11/21 CORNELIUS, S	tool for chipper	49.99
			11/21 OLSEN, R	tools	35.98
			11/21 BARRAGER, G	tools	42.97
			11/21 BARRAGER, G	traffic door	30.74
			11/21 VAUGHT, M	web cam for marq	24.99
			11/21 LONG, M	wood from south b lot	50.00
			11/21 LONG, M	wood from south b lot	50.00
			11/21 DILLEY, H	workboots/c. mccarthy	183.98
			11/21 LONG, M	workboots/m. long	231.00
			11/21 SEDERLIN, R	workboots/r. sederlin	159.95
			11/21 LONG, M	workboots/w. long	139.99
			11/21 LONG, M	yard debris card	50.00
					148,916.71
1004626	12/16/21	PacWest Machinery, LLC			
			10315428	VEH 7130	682.08
			10315585	VEH 7130; MULTIPLEX PLC	2,326.51
					3,008.59
1004627	12/16/21	Verizon Wireless			
			9892502500	CELL / IPAD CHARGES	2,757.60
					2,757.60
1004628	12/16/21	National Business Solutions			
			IN94902	C2227; ADDTL COPIES 10/3-11/2	152.45
			IN95008	C558-B&W/ColCopies10/25-11/24	15.79
					168.24
1004629	12/16/21	Hughes Fire Equipment, Inc.			
			570885	E4/5103; VEHICLE REPAIRS	302.77
			570640	M24/596; VEHICLE REPAIRS	428.09
			570769	M24/596; VEHICLE REPAIRS	5,373.25
			570923	M5/5102; PM SERVICE	1,376.99
			570710	M75/597; PM SERVICE	779.53
			570922	M75/597; VEHICLE REPAIRS	1,250.26
					9,510.89
1004630	12/16/21	My-Comm, Inc.			
			00165666	RADIO REPAIRS	62.50
			00165678	RADIO REPAIRS	359.57
					422.07
1004631	12/16/21	Lantz Electric, Inc.			
			2434-02	C2806; SERVICE REPLMTFRNKLIN B	1,872.60
			2456	C2945: MLSVC REPLMT MLK ROUNDA	16,229.00
					18,101.60

Check No	Check Dt	Vendor Name	Invoice ID	Line Description	Payment
1004632	12/16/21	White Bird Clinic - HELP			
			SPFD 2437 NOV 2021	C2437: Nov 2021 Cahoots Fuel	37,594.94
			REV SPFD 2437 10/21	C2437: Oct 2021 Cahoots Fuel	1,001.91
			REV SPFD 2437 10/21	C2437: Oct 2021 Cahoots Svs	36,635.00
					75,231.85
1004633	12/16/21	Correctional Industries Accounting			
			F179848	C2091: Inmate Meals 11/19/21	1,835.00
			F179883	C2091: Inmate Meals 11/22/21	2,690.44
			F179921	C2091: Inmate Meals 11/23/21	3,244.00
					7,769.44
1004634	12/16/21	Keefe Commissary Supply Company			
			3235660-2516751	C2020:CommissaryCredit 12/6/21	-8.80
			3210893	C2020:InmateCommissary11/22/21	211.82
					203.02
1004635	12/16/21	The Freshwater Trust			
			115860	P80080; PROF SVC-10/1-10/31/21	4,573.74
					4,573.74
1004636	12/16/21	Garten Services, Inc			
			P302213	Nov 21 Shredding Svcs	65.00
			P302213	Nov 21 Shredding-Empty Bin Fee	5.00
					70.00
1004637	12/16/21	PacificSource Administrators			
			CLM3981-3983	Oct 2021 HRA-Claim Activity	43,926.48
					43,926.48
1004638	12/16/21	Fix Pros Construction, LLC			
			1299	CUT DECK AWAY FM WATER SPOUT	55.00
					55.00
1004639	12/16/21	MES-Northwest			
			IN1647719	C2930: Vest Blaser	1,052.72
			IN1647720	C2930: Vest Duncan	1,037.60
			IN1647722	C2930: Vest Mahaffie	1,052.72
			IN1647721	C2930: Vest Zoll	1,037.60
					4,180.64

Check No	Check Dt	Vendor Name	Invoice ID	Line Description	Payment
1004640	12/16/21	Moran, Jackson R	TRAVEL REMOTE BOOK DROP NOV	TRAVEL REMOTE BOOK DROP NOV	49.88
					49.88
1004641	12/16/21	NW Natural	466497-5 STMT 11/30/21	CH GENERATOR-UTILITIES-GAS	23.44
			2169456-7 STMT 11/30/2021	FS16; 10/27-11/30/21	530.55
			JC GAS: 10/26/21-11/29/21	JC Gas: 10/26/21-11/29/21	4,585.67
					5,139.66
1004642	12/16/21	Cunningham, Laura Marie	2110	Oct 21' Police/Jail Uni Alter	78.00
					78.00
1004643	12/16/21	Sierra Springs	14317529 112421	WATER SERVICE - TRAFFIC	75.36
					75.36
1004644	12/16/21	Leahy Cox, LLP	DECEMBER 7, 2021	C821; Dec City Prosc Svcs	30,396.67
					30,396.67
1004645	12/16/21	Ensign Unlimited LLC	4358	FS#16; RPLC BEARING/DOOR CABLE	556.75
			4341	FS#4 & #5; DOOR REPAIR/SPRINGS	587.76
					1,144.51
1004646	12/16/21	Jacobs Engineering Group,Inc.	D3564000-01	P80104; ADMIN/OPR BLDG UPGRDS	32,351.94
					32,351.94
1004647	12/16/21	Nation's Mini Mix, Inc.	208038	CDF/HOT WATER	479.00
					479.00
1004648	12/16/21	McKenzie Roofing & Gutter, Inc.	15877	GUTTER/SPOUT 1475 5TH ST	1,257.00
					1,257.00

Check No	Check Dt	Vendor Name	Invoice ID	Line Description	Payment
1004649	12/16/21	TireHub, LLC	24092304	VEH 7117; TIRES	337.16
					337.16
1004650	12/16/21	Potter Webster Company	3P47228	LED MINI BAR	741.88
					741.88
1004651	12/16/21	The Farkas Group aka Abraham K Farkas	115	C2285; Glenwood Mtgs/Develop	2,600.00
			114	C2753; DOWNTWN DEV PROJ	700.00
					3,300.00
1004652	12/16/21	Cascade Health Solutions	296890	C2214; Direction EAP Nov 21	2,042.25
			1873-271	C2214; Occupational Med	205.00
			1477	C2214; Occupational Med	635.00
			805-534	C2214; Occupational Med	685.00
			14161121COS1	C2214; Oct SWC Admin Fee	22,720.00
			14161121COS2	C2214; Oct SWC Supplies	4,382.78
					30,670.03
1004653	12/16/21	Comfort Flow Heating	811-21-001070-MECH REFUND	811-21-001070-MECH REFUND	180.65
					180.65
1004654	12/16/21	PacificSource Health Plans	89073	Medical Claims Ending 11/30/21	214,819.91
					214,819.91
1004655	12/16/21	MODA	213450000942	Dental Claims 12/05 - 12/11/21	5,907.09
					5,907.09
1004656	12/16/21	ZOLL Data Systems Inc	INV00094409	RESCUENET MAINT: OCT-DEC 2021	13,860.13
					13,860.13
1004657	12/16/21	Holiday Coin Laundromat, LLC	082021	OPS & CH LAUNDRY SVC-AUG	410.60
			102021	OPS & CH LAUNDRY SVC-OCT	513.99
			092021	OPS & CH LAUNDRY SVC-SEPT	492.10
					1,416.69

Check No	Check Dt	Vendor Name	Invoice ID	Line Description	Payment
1004657	12/16/21	Holiday Coin Laundromat, LLC			
1004658	12/16/21	Emerald People's Utility District	131059 STMT 12/08/21	PHB-BOB STRAUB/MT VERNON	49.96
					49.96
1004659	12/23/21	Lantz Electric, Inc.	2449	C2915 HAMMER SUBDIVISION	57,466.81
					57,466.81
1004660	12/23/21	Keefe Commissary Supply Company	3244765-2523873	C2020:CommissaryCredit12/13/21	-1.19
			3218098	C2020:InmateCommissary11/29/21	115.05
					113.86
1004661 - VO	12/23/21	Neubrain, LLC	SPR113021	BOARD Soft/Maint CY2022	28,336.00
					0.00
1004662	12/23/21	One Call Concepts, Inc.	1110490	333 REGULAR TICKETS	399.60
					399.60
1004663	12/23/21	Kennedy/Jenks Consultants, Inc.	151154	P80095-RNG UPGRADES-THRU 10/29	11,918.09
			151153	P80098 CLASS A DISINFECT PMT 8	123,487.36
					135,405.45
1004664	12/23/21	ECONorthwest	24805	C 2855; PROF SVS 11/1-11/30/21	2,101.25
					2,101.25
1004665	12/23/21	National Business Solutions	IN95341	ADDITIONAL COPIES 10/29-11/28	75.28
			IN95340	CMO B&W Copies 10/27-11/26/21	1.89
					77.17

Check No	Check Dt	Vendor Name	Invoice ID	Line Description	Payment
1004666	12/23/21	Hughes Fire Equipment, Inc.	571013	M4/5101; PM SERVICE	1,544.97
					1,544.97
1004667	12/23/21	Smart ERP Solutions, Inc.	202122/1282	C2090; Critical Patch Mar 21	2,190.00
			202122/1281	Consult check printing C2090	3,630.00
					5,820.00
1004668	12/23/21	Cunningham, Laura Marie	2111	Nov 21' Police Uni Alterations	35.00
					35.00
1004669	12/23/21	NW Natural	4212775-3 STMT 12/7/21	MEMORIAL BLDG UTILITIES GAS	15.98
					15.98
1004670	12/23/21	Verified First LLC	INV-000336288	Background Checks	152.67
					152.67
1004671	12/23/21	Siemens Industry, Inc	5330144747	Jail Camera repair	1,065.00
					1,065.00
1004672	12/23/21	Holiday Coin Laundromat, LLC	112021	OPS & CH LAUNDRY SVC-NOV	599.50
					599.50
1004673	12/23/21	C&K Petro Equipment Company	W5256	REPAIR OLEAD FUEL PUMP	317.42
					317.42
1004674	12/23/21	Western Systems Refuse &	49535	TRAFFIC SIGNALS PARTS	1,304.54
					1,304.54

Check No	Check Dt	Vendor Name	Invoice ID	Line Description	Payment
1004675	12/23/21	Verizon Wireless			
			9894135499	CELL / IPAD CHARGES	2,603.41
			9894730956	CELL / IPAD CHARGES	4,747.40
			9894135498	CELL PHONE/IPAD CHARGES	4,921.16
					12,271.97
1004676	12/23/21	Catholic Community Svcs of Lane Co. Inc.			
			212205	C2831;REIMB PORTAPOTTIES/WASTE	200.14
					200.14
1004677	12/23/21	Baker/Cadence Solutions, LLC			
			20966	Prof Services for Sept 2021	80.00
					80.00
1004678	12/23/21	Nation's Mini Mix, Inc.			
			208120	CDF/HOT WATER	400.00
					400.00
1004679	12/23/21	McKenzie Defense			
			10169	C2212; Nov 21 Indigent Rep	42,446.25
					42,446.25
1004680	12/23/21	Woodrow, Marilee			
			JANUARY 2022	Jan 22 Cell & Internet Reimb	85.00
					85.00
1004681	12/23/21	WECO			
			CP-00178210	CNO#:MotorcycleFuel 12/6-12/15	69.05
					69.05
1004682	12/23/21	Carlile, Inc. dba: JKG Electric			
			13116	Sign Install	294.40
					294.40
1004683	12/23/21	Delta Sand & Gravel, Inc.			
			149017	DIRT/ROCK	25.00
					25.00

Check No	Check Dt	Vendor Name	Invoice ID	Line Description	Payment
1004684	12/30/21	Correctional Health Partners, LLC	2021-11.ORSP	C2172: Nov-Inmate Medical Svs	48,700.84
					48,700.84
1004685	12/30/21	Greenhill Humane Society	3666	C2841: Dec 2021 Sheltering Svs	3,863.63
					3,863.63
1004686	12/30/21	Jacobs Engineering Group,Inc.	D3360606-03	P80090;PROF SVCS THRU 11/26/21	1,236.00
					1,236.00
1004687	12/30/21	OCLC, Inc.	1000179448	OCLC MONTHLY SUBSCRIPTION: DEC	1,486.46
					1,486.46
1004688	12/30/21	MES-Northwest	IN1650586	C2930-2 Vest Wick	1,037.60
					1,037.60
1004689 - VO	12/30/21	Carry It Forward	7	Reimbursement Sanitary Svcs	914.58
					0.00
1004690	12/30/21	Hughes Fire Equipment, Inc.	571055	540/E14; VEHICLE REPAIRS	6,011.91
			571231	E4/5103; VEHICLE REPAIRS	276.10
					6,288.01
1004691	12/30/21	Poulsen, Christoffer E	10/01/21-12/31/21	C2168; MED DIR OCT-DEC 21	5,458.00
					5,458.00
1004692	12/30/21	CDR Labor Law, LLC	965	FLS LEGAL SERVICES	940.33
					940.33

Check No	Check Dt	Vendor Name	Invoice ID	Line Description	Payment
1004693	12/30/21	North West HazMat, Inc.	24260	ASBESTOS TESTING FS#14	35.00
					35.00
1004694	12/30/21	National Business Solutions	IN95476	C650i-B&W/ColorCopies11/4-12/3	39.21
					39.21
1004695	12/30/21	Over The Top Services, LLC	ACH Test	ACH Test Transfer	0.01
					0.01
1004696	12/30/21	Keefe Commissary Supply Company	3249261-2528229	C2020:CommissaryCredit12/20/21	-11.39
			3227523	C2020:InmateCommissary 12/6/21	63.36
					51.97
1004697	12/30/21	Correctional Industries Accounting	F179995	C2091: Inmate Meals 12/3/21	1,652.00
					1,652.00
1004698	12/30/21	Dowl, LLC	37874	C2315; PROF SVCS-10/31-11/27	22,071.42
					22,071.42
1004699	12/30/21	Cascade Truck Body & Trailer Sales Inc	E77	PROTECH CAB GUARDS	1,864.00
					1,864.00
1004700	12/30/21	ZOLL Data Systems Inc	INV00102204	RESCUENET MAINT: JAN-MAR 2022	13,860.13
					13,860.13
1004701	12/30/21	Tiberius Solutions LLC	1680	C2939-Labor-Proj#0134; Nov 21	1,360.00
					1,360.00

Check No	Check Dt	Vendor Name	Invoice ID	Line Description	Payment
1004702	12/30/21	Coburg Road Quarry, LLC	71439	3/4" MINUS	505.80
					505.80
1004703	12/30/21	Hershner Hunter, LLP	449181	C1100; Plan Administration	595.00
					595.00
1004704	12/30/21	MODA	DENT ADMIN FEE JAN 2022	C1596; Moda Admin Fee Jan 2022	2,949.67
			213520000691	Dental Claims 12/12 - 12/18/21	12,678.30
					15,627.97
1004705	12/30/21	Patriot Sentinel LLC	5	C2814: Background services	1,604.00
					1,604.00
1004706	12/30/21	Carlile, Inc. dba: JKG Electric	13123	Door trigger repair	267.41
					267.41
1004707	12/30/21	White Bird Clinic - HELP	SPFD 2437 07-09 ADJ	CAHOOTS services adjustment	6,312.00
					6,312.00
1004708	12/30/21	Nation's Mini Mix, Inc.	208145	3500 PSI/HOT WATER	327.00
					327.00
1004709	12/30/21	Lane Forest Products, Inc.	E962289-01	POPLAR HARVEST MGMT SVC	36,819.00
					36,819.00
1004710	12/30/21	North Coast Electric Company	S011358753.001	36 WATT LED ST LIGHT REPLCMT	420.96
					420.96

Check No	Check Dt	Vendor Name	Invoice ID	Line Description	Payment
1004711	12/30/21	Verizon Wireless	9894820960	FIRE-MOBILE COMPUTERS	1,263.38
					1,263.38
1004712	12/30/21	PacificSource Health Plans	89101	Medical Claims Ending 12/15/21	249,928.49
					249,928.49
1004713	12/30/21	Garitty Ventures, LLC dba FPW Media	10150	C2291; Vimeo Subscription	24.00
					24.00
1004714	12/30/21	WECO	WIN-152505	BIODIESEL FUEL 5310 GALS	15,431.30
					15,431.30
159526	12/3/21	Charles Griswold	SP2174-SP3625	AMBULANCE REFUND SP2174/SP3625	500.00
					500.00
159527	12/3/21	The Building Department, LLC	3742	C2444; INSPECTION SVC	690.00
					690.00
159528	12/3/21	Superior Tire Service Inc	140188367	VEH 1067 TIRES	1,053.92
			140188254	VEH 7130 TIRES	165.00
					1,218.92
159529	12/3/21	McKenzie Animal Hospital, PC	664182242	Kirby vet services	208.10
					208.10
159530	12/3/21	First Interstate Bank	DECEMBER 2021	SEDA 2018 Loan #804442630	37,087.87
					37,087.87

Check No	Check Dt	Vendor Name	Invoice ID	Line Description	Payment
159531	12/3/21	City of Eugene			
			EFD-002182	OCT 21-EMS RX COSTS	1,267.13
			EFD-002183	OCT 21-FIRE MAIN WORKER	13,306.21
			EFD-002182	OCT 21-MEDBANK LEASE	281.80
					14,855.14
159532	12/3/21	Midwest Tape			
			501224865	C914: AD COL	88.72
					88.72
159533	12/3/21	Office Depot, Inc.			
			207481838002	Office Supplies - Police	11.94
					11.94
159534	12/3/21	Kelley Connect			
			IN931100	COPIER BASE RENT & USAGE	149.05
					149.05
159535	12/3/21	Home Depot USA Inc dbaThe Home Depot Pro			
			653644179	CH: CUSTODIAL SUPPLIES	10.39
			651455578	CH: CUSTODIAL SUPPLIES	483.39
					493.78
159536	12/3/21	Pacific Office Automation			
			767430	Black&Color Copies 10/10-11/10	36.51
					36.51
159537	12/3/21	MONTOYA, JAMES A			
			2102002	BOND REFUND 2102002	22.00
					22.00
159538	12/3/21	Long Tom Watershed Council,			
			737	MWMC BIOCYCLE FARM	1,000.00
					1,000.00
159539	12/3/21	IEQ Technology, Inc.			
			2524	CARTER BLD TENANT RELOCATE	5,263.00
					5,263.00

Check No	Check Dt	Vendor Name	Invoice ID	Line Description	Payment
159540	12/3/21	State of Oregon-DEQ	WQ22STM-1310	RWPCF/NPDES PERMIT	7,464.00
					7,464.00
159541	12/3/21	Lane Council of Governments	81409	TRANSP PROJ FUND TRACKING	138.33
					138.33
159542	12/3/21	Professional Credit Service	2105906	BAIL REFUND 2105906	43.00
					43.00
159543	12/3/21	ROCHELL L GREGOIRE	2105905	BAIL REF - #2105905	85.00
					85.00
159544	12/3/21	CURL, PARIS EVELYN	2102380-2102383	BOND REFUND 2102380-2102383	256.00
					256.00
159545	12/3/21	Associated Heating & Air Condition Inc.	811-21-002313-MECH REFUND	811-21-002313-MECH REFUND	119.34
					119.34
159546	12/3/21	Alpine Heating LLC	811-21-002752-MECH REFUND	811-21-002752-MECH REFUND	121.68
					121.68
159547	12/3/21	Home Comfort Heating &	811-21-001936-MECH REFUND	811-21-001936-MECH REFUND	119.34
			811-21-001937-ELEC REFUND	811-21-001937-ELEC REFUND	140.40
					259.74
159548 - VOI	12/3/21	Dustrud Architecture	811-21-000251-PRE REFUND	811-21-000251-PRE REFUND	516.80
					0.00

Check No	Check Dt	Vendor Name	Invoice ID	Line Description	Payment
159549	12/3/21	FISHER,DELANA L	2104779 2105594 2105595	BOND REFUND 2104779 2105594-95	639.00
					639.00
159550	12/3/21	Springfield Utility Board	NOV242021	SUB BILLING WK 5-NOV	321.19
					321.19
159551	12/3/21	GALLAGHER, AMANDA	2104837	BOND REFUND 2104837	1,275.00
					1,275.00
159552	12/3/21	CenturyLink	11/16/21-12/16/21	Monthly Phone Charge- Nov 2021	4,720.39
					4,720.39
159553	12/3/21	CenturyLink	250872627	Nov 2021 Fire Phone	112.13
			250872627	Nov 2021 Police Phone	31.86
					143.99
159554	12/3/21	Proforce Law Enforcement	459485	TRJ Red Dot Sights	4,580.00
					4,580.00
159555	12/3/21	RG Media Co aka Gatehouse Eugene-Advert	STMT 9/30/21 - SEPT	IT & FINANCE POSITION ADS	450.09
					450.09
159556	12/3/21	United Parcel Service	0000092363451	Return Dispatcher Testing	2.00
					2.00
159557	12/3/21	Ricoh USA, Inc	5063292604	ADDITIONAL IMAGES 08/30-11/29	7.55
					7.55

Check No	Check Dt	Vendor Name	Invoice ID	Line Description	Payment
159558	12/3/21	Comcast	11/24/21-12/23/21	FS14 HS INTERNET 11/25-12/24	86.95
					86.95
159559	12/3/21	Timberline Painting & Remodeling Inc.	103521	Storytime corner remodel	10,000.00
					10,000.00
159560	12/3/21	Dixon,Guy A.	REIMB CITY VEH CAR WASH	REIMB FOR CITY CAR WASH	9.00
					9.00
159561	12/3/21	Castile,Robert	REIMB CAR CHRGR-WORK PH	REIMB CAR PH CHRGER WORK CELL	39.99
					39.99
159562	12/3/21	Springfield Public School/Lane Co SD 19	40626	SUPPLIES-SPL ENVELOPES	352.50
					352.50
159563	12/3/21	Hartford Life & Accident Insurance Co	0GL878796-ADD STD LTD NOV 2021	BASIC ADD STD LTD NOV 2021	20,514.21
					20,514.21
159564	12/3/21	Hartford Life & Accident Insurance Co	0GL878796 Supp Ins NOV 2021	0GL878796 Supp Ins Nov 2021	5,735.40
					5,735.40
159565	12/10/21	Elgin Ambulance Service	113021EL	AMBULANCE REVENUE	448.90
					448.90
159566	12/10/21	PARKDALE FIRE DEPARTMENT	113021PK	AMBULANCE REVENUE	175.00
					175.00

Check No	Check Dt	Vendor Name	Invoice ID	Line Description	Payment
159567	12/10/21	Asian American Council of Oregon	ARTS COMM ASIAN CELEBRATION	ARTS COMM ASIAN CELEBRATION	799.80
					799.80
159568	12/10/21	Cintas	5083951419	Jail Meds Stacked & Organized	22.12
			5083951419	SPD Meds Stacked & Organized	490.44
					512.56
159569	12/10/21	Mitel Business Systems, Inc	900228655	C2816; VOIP HARDWARE/SOFTWARE	2,541.00
					2,541.00
159570	12/10/21	Kimball Midwest	9382143	SHOP SUPPLIES	23.85
					23.85
159571	12/10/21	Kittelson & Assoc., Inc.	0121775	C2673; Prof Svcs thru 10/31/21	384.64
					384.64
159572	12/10/21	Pacific Office Automation	768212	C1826:Mo.Lease10/1/21-10/31/21	587.72
			779243	COPIES 10/1/21-11/1/21	113.57
			780974	NW QUAD COPIES 8/17 to 11/17	42.73
			780745	NW QUAD COPIES 8/17-11/17/21	272.38
					1,016.40
159573	12/10/21	Glass Tree Care & Spray Service,Inc.	324932319	SYSTEMIC TREATMENT TULIP TREE	180.00
					180.00
159574	12/10/21	Proforce Law Enforcement	467090	Taser Holsters	916.50
					916.50
159575	12/10/21	Brite Upstate Wholesale Supply, Inc.	INV23732	Motor tablet, Getac T800	3,017.95
					3,017.95

Check No	Check Dt	Vendor Name	Invoice ID	Line Description	Payment
159576	12/10/21	Superior Tire Service Inc	140188425	VEH 6025; TIRES	382.98
					382.98
159577	12/10/21	Norman, Chris	REIMB PER PCARD-NORMAN	DECORATIVE ST LIGHTING-REIMB	160.84
					160.84
159578	12/10/21	Lane County Public Works Department	PWF2218	CNO#: CAHOOTS vehicle maint.	1,008.68
			PWA00010560	GATEWAY ST SURVEY JUNE 21	3,627.43
			PWA00010559	P21152; HIGHBANKS/THURS OVERLY	2,546.27
			PWA00010702	P21152; HIGHBANKS/THURS OVERLY	4,132.82
			PWA00010718	P21162; 42ND STREET INSPECTION	230.05
			PWA00010717	P21176; MCVAY HWY SURVEY WK	552.15
					12,097.40
159579	12/10/21	Sound Uniform Solutions, Inc.	202110SU195	(2) Motor pant	497.50
			202111SU027	Motor Pant	544.50
					1,042.00
159580	12/10/21	Aramark Uniform Services, Inc.	509000148237	SHOP: LAUNDRY SERVICES	41.77
			509000152844	SHOP: LAUNDRY SERVICES	41.77
					83.54
159581	12/10/21	Ultimate Training Munitions, Inc	212808	5.56MM RVR Red	2,561.38
					2,561.38
159582	12/10/21	iSecure Information Security	108913	FLS SHREDDING 11/15/2021	39.00
					39.00
159583	12/10/21	John M. Morrell	TRANS SVCS NOV 2021	Translate Svcs Nov 2021	93.00
					93.00
159584	12/10/21	Wick, Liliquoy	REIMB-MEALS FOR VETS	Reimb-Meals for VETS	245.91
					245.91

Check No	Check Dt	Vendor Name	Invoice ID	Line Description	Payment
159585	12/10/21	Office Depot, Inc.			
			210849607001	Office Supplies - Police	54.60
					54.60
159586	12/10/21	Parts Authority, LLC			
			273-122979	BATTERIES CREDIT MEMO	-240.00
			273-122607	ENGINE OIL FILTER CREDIT MEMO	-3.86
			273-348917	LIGHT TOWERS (2)	17.02
			273-122600	OIL FILTER CREDIT MEMO	-11.72
			273-348282	STOCK/BATTERIES/GRIP PF NITR	355.34
			273-347723	VEH 6074; WIPER BLADES	10.00
			273-122852	VEH 7018; BATTERY CR MEMO	-12.00
			273-348850	VEH 7031; NEW STARTER	155.42
			273-122647	VEH 7099-SIGN TRLR BATT CR MEM	-60.00
					210.20
159587	12/10/21	Home Depot USA Inc dbaThe Home Depot Pro			
			655262046	BK: CUSTODIAL SUPPLIES	28.76
					28.76
159588	12/10/21	Ready Rooter Inc. & Chapman Plumbing			
			WO-0305	CLEAN DRAIN BLOCKAGE	370.00
			WO-0226	DRAIN CLEANING 4531 FRANKLIN B	122.00
					492.00
159589	12/10/21	McClatchey,Raleigh M.			
			(2) DOG LICENSE REFUNDS12/1/21	(2) Dog License Refunds	20.00
					20.00
159590	12/10/21	LCSO Fiscal Office			
			SO7887	C2629: Jail Mgmt Sys Support	795.00
					795.00
159591	12/10/21	Pulido, Allyson			
			REIMB-PER CC USED FOR CITY	HOLIDAY DECORATIONS/LIGHTS	67.59
					67.59
159592	12/10/21	Owen Equipment Company			
			00203644	VEH 7065-SB SHOCK SPRING/PLATE	86.93
					86.93

Check No	Check Dt	Vendor Name	Invoice ID	Line Description	Payment
159593	12/10/21	Northwest Sign Recycling LLC	4022	HYDROSTRIPPING	383.59
					383.59
159594	12/10/21	Palanuk, Lawrence	811-21-002284-DWL REFUND	811-21-002284-DWL REFUND	4,633.00
					4,633.00
159595	12/10/21	Zoom Video Communications, Inc	INV116864486	SHARED MONTHLY STORAGE CHG	58.00
			INV117166138	ZOOM ACCT -S MORRIS	42.73
			INV116196681	ZOOM ACCT LIC-MAYOR	46.99
					147.72
159596	12/10/21	Springfield Utility Board	DEC032021	SUB BILLING WK 1-DEC	6,761.67
					6,761.67
159597	12/10/21	Mid-Valley Glass & Millwork	782578	SJC Keys	482.08
					482.08
159598	12/10/21	Roto Rooter Eugene/Bend Oregon	121888	1771 J ST; NEW WATER MAIN	3,600.00
					3,600.00
159599	12/10/21	Ricoh USA, Inc	5063328192	ADD'L IMAGES 11/1-11/30/21	212.37
			5063328333	CMO B&W Copies 11/1-11/30/21	39.58
					251.95
159600	12/10/21	McKenzie Watershed Alliance	REFUND DEPOSIT	REFUND DEPOSIT	500.00
					500.00
159601	12/10/21	IEQ Technology, Inc.	DEPOSIT REFUND	REFUND DEPOSIT	2,000.00
					2,000.00

Check No	Check Dt	Vendor Name	Invoice ID	Line Description	Payment
159602	12/10/21	Professional Credit Service	21476	Commissions	166.91
					166.91
159603	12/10/21	Humphreys,Brian M.	SUMMER 2021 TUITION REIMB	Summer 2021 Tuition Reimb	477.00
					477.00
159604	12/10/21	Central Print & Reprographics	372724	(250) Custody Rejection Forms	89.25
					89.25
159605	12/10/21	Conway Data, Inc.	01022410	BUSINESS OREGON PUBLICAT ADS	7,500.00
					7,500.00
159606	12/17/21	Oregon Department of Revenue	NOVEMBER 2021	Bail Assessment -Nov 2021	12,906.85
					12,906.85
159607	12/17/21	Sun Life Financial	MANDATORY LIFE-DEC 2021	Mandatory Life-Dec 2021	97.82
					97.82
159608	12/17/21	TRAVIS PAUL DAFFE	2103595	BAIL REFUND - DOCKET #2103595	255.00
					255.00
159609	12/17/21	Mitel Business Systems, Inc	900227953	C2816; VOIP HARDWARE/SOFTWARE	1,095.00
			900228090	C2816; VOIP HARDWARE/SOFTWARE	4,860.90
			900228099	C2816; VOIP HARDWARE/SOFTWARE	21,072.00
					27,027.90
159610	12/17/21	Western Exterminator	9376924	Nov 2021-Jail Pest Control	111.30
					111.30

Check No	Check Dt	Vendor Name	Invoice ID	Line Description	Payment
159611	12/17/21	Cascade Moto Eugene, LLC	6018487	Motorcycle maintenance	968.71
					968.71
159612	12/17/21	Day Wireless Systems	INV701290	OCT 2021-QUARRY HILL SITE RENT	622.52
					622.52
159613	12/17/21	Oracle USA, Inc.	100058722	EDU ORACLE PS SUBSCRIPTION	2,433.60
					2,433.60
159614	12/17/21	Kimball Midwest	9403248	SHOP SUPPLIES	79.95
					79.95
159615	12/17/21	Brite Upstate Wholesale Supply, Inc.	INV23782	4 Getac laptops & warranty	14,919.84
					14,919.84
159616	12/17/21	BRITTNEY RACHIEL MOBLEY	1908559	BAIL REFUND 1908559	100.00
					100.00
159617	12/17/21	SUTTON, TIASHA	2106369	BOND REFUND 2106369	1,500.00
					1,500.00
159618	12/17/21	Ingram Library Services	55706675	C2969: ADULT FICTION	12.42
			55719255	C2969: ADULT FICTION	23.34
			55809611	C2969: ADULT FICTION	32.20
			55809612	C2969: ADULT NON-FICTION	11.39
			55706676	C2969: ADULT NON-FICTION	16.36
			55730142	C2969: ADULT NON-FICTION	68.88
			55706678	C2969: ADULT NON-FICTION	163.43
			55706677	C2969: ADULT NON-FICTION	1,222.62
			55706673	C2969: G&M JR BOOKS	9.60
			55706674	C2969: JR BOOKS	10.16
			55719257	C2969: JR BOOKS	104.08
			55706672	C2969: YA BOOKS	10.16
			55719256	C2969: YA BOOKS	27.22
					1,711.86

Check No	Check Dt	Vendor Name	Invoice ID	Line Description	Payment
159619	12/17/21	Ingram Library Services			
			55809616	C269: ADULT FICTION	88.71
			55809624	C2969: ADULT FICTION	49.17
			55809621	C2969: ADULT NON-FICTION	21.47
			55809614	C2969: ADULT NON-FICTION	30.50
			55809617	C2969: ADULT NON-FICTION	54.24
			55809620	C2969: ADULT NON-FICTION	127.60
			55809622	C2969: G&M CRESSEY	124.64
			55809623	C2969: G&M CRESSEY	496.49
			55809619	C2969: JR BOOKS	12.58
			55809613	C2969: JR BOOKS	20.32
			55809618	C2969: YA BOOKS	10.17
			55809615	C2969: YA BOOKS	10.73
					1,046.62
159620	12/17/21	Ingram Library Services			
			55834697	C2969: ADULT FICTION	15.82
			55834700	C2969: ADULT FICTION	25.99
			55834704	C2969: ADULT NON-FICTION	15.26
			55849522	C2969: ADULT NON-FICTION	15.52
			55834698	C2969: JR BOOKS	4.19
			55834703	C2969: JR BOOKS	10.16
			55834699	C2969: JR BOOKS	10.17
			55809625	C2969: JR BOOKS	10.73
			55834701	C2969: JR BOOKS	16.94
			55849521	C2969: JR BOOKS	46.57
			55834705	C2969: JR BOOKS	400.09
			55809626	C2969: YA BOOKS	10.71
			55834702	C2969: YA BOOKS	27.25
					609.40
159621	12/17/21	Ingram Library Services			
			55945229	C2969: ADULT FICTION	20.34
			55945234	C2969: ADULT FICTION	42.37
			55945236	C2969: ADULT NON-FICTION	27.11
			55945232	C2969: ADULT NON-FICTION	44.06
			55849523	C2969: JR BOOKS	9.42
			55945231	C2969: JR BOOKS	10.16
			55945230	C2969: JR BOOKS	20.30
			55945238	C2969: JR BOOKS	24.59
			55945235	C2969: JR BOOKS	44.57
			55945239	C2969: YA BOOKS	5.99
			55945237	C2969: YA BOOKS	33.59
			55945233	C2969: YA BOOKS	67.31
					349.81
159622	12/17/21	Ingram Library Services			
			55975593	C2969: ADULT FICTION	15.81
			55975592	C2969: ADULT NON-FICTION	44.35
			55975595	C2969: ADULT NON-FICTION	53.11
			55945241	C2969: ADULT NON-FICTION	73.96
			55945245	C2969: JR BOOKS	5.62
			55975591	C2969: JR BOOKS	5.99
			55975597	C2969: JR BOOKS	7.79
			55945242	C2969: JR BOOKS	10.14
			55975594	C2969: JR BOOKS	10.16

Check No	Check Dt	Vendor Name	Invoice ID	Line Description	Payment
159622	12/17/21	Ingram Library Services			
			55975596	C2969: JR BOOKS	20.32
			55945240	C2969: JR BOOKS	20.90
			55945243	C2969: JR BOOKS	25.03
			55945244	C2969: JR BOOKS	110.46
					403.64
159623	12/17/21	Ingram Library Services			
			55975598	C2969: ADULT FICTION	10.19
			55975599	C2969: JR BOOKS	26.08
			55975600	C2969: YA BOOKS	7.19
					43.46
159624	12/17/21	Professional Credit Service			
			2106174 & 2106175	BOND REFUND 2106174 & 2106175	40.00
			21721	Commissions	283.57
			21480	Commissions	1,248.01
			21725	Commissions	1,514.91
			21518	Commissions	2,328.18
					5,414.67
159625	12/17/21	Lane County Public Works Department			
			PWA00010612	GATEWAY ST SURVEY JULY 21	512.15
			PWA00010643	GATEWAY ST SURVEY JULY 21	707.57
			PWA00010649	P21152; HIGHBANKS/THURS OVERLY	72.78
			PWA00010611	P21152; HIGHBANKS/THURS OVERLY	266.02
			PWA00010665	P21152; HIGHBANKS/THURS OVERLY	267.23
			PWA00010642	P21152; HIGHBANKS/THURS OVERLY	276.55
			PWA00010647	P21162; 42ND STREET INSPECTION	2,687.05
			PWA00010562	P21162; 42ND STREET INSPECTION	2,770.73
			PWA00010647	P21162; 42ND STREET LAB FEES	1,112.00
			PWA00010648	P21162; 42ND STREET OVERLAY	1,129.70
			PWA00010667	P21165; KRUSE/GTWY SURVEY	578.38
			PWA00010668	P21176; MCVAY HWY SURVEY WK	175.14
			PWA00010561	P21176; MCVAY HWY SURVEY WK	17,834.13
					28,389.43
159626	12/17/21	KAYLA PERRY			
			1910483	BOND REFUND PD CASE 1910255	415.00
					415.00
159627	12/17/21	DELINDA GIRONCARRANZA			
			2102532 2102535 2102536 210253	BOND REFUND PD CASE 2102863	340.00
					340.00

Check No	Check Dt	Vendor Name	Invoice ID	Line Description	Payment
159628	12/17/21	DSL Builders, LLC	P80095 PROG PMT #17	P80095; RNG UPGRADES	78,952.57
					78,952.57
159629	12/17/21	Ricoh USA, Inc	5063369780	C1861: STAFF COPIER-LIBRARY	39.53
					39.53
159630	12/17/21	KING, AMANDA	2006430	BOND REFUND 2006430	98.00
					98.00
159631	12/17/21	CRISTIAN AVALOS	2005379	BOND REFUND 2005379	682.00
					682.00
159632	12/17/21	NAPA Auto Parts	1741 STMT 11/30/21	MISC AUTO PARTS	225.94
					225.94
159633	12/17/21	Six Robblees, Inc.	17-194437	LED BEACON PULSE	206.83
					206.83
159634	12/17/21	State of Oregon-DAS	AIE15798	Gov Ethics Assessment FY22	768.35
			AIE15898	Gov Ethics AssessmentFY22 SEDA	439.06
					1,207.41
159635	12/17/21	EF Nursery, Inc.	12593	40 TREES	6,880.00
					6,880.00
159636	12/17/21	SSW Engineers	216487	INSPCT/REPAIR BROKEN TRUSS; CB	700.00
					700.00

Check No	Check Dt	Vendor Name	Invoice ID	Line Description	Payment
159637	12/17/21	Springfield Tire Factory, Inc.	1042319	TIRE ALIGNMENT/THRUST VEH 6056	85.00
					85.00
159638	12/17/21	JONES, JULIE ANNE	21PK0630	OVERPAYMENT 21PK0630	25.00
					25.00
159639	12/17/21	MARY REICKS	2102139-2102140-2102167	BAIL REFUND 2102139-2102140-21	255.00
					255.00
159640	12/17/21	IAN NEWBY	1610634	BAIL REFUND 1610634	357.00
					357.00
159641	12/17/21	Express Press Printing & Graphics, Inc	50130	1099 ENVELOPES AND FORMS	89.00
					89.00
159642	12/17/21	Parts Authority, LLC	273-124255	STOCK/BATTERIS CR MEMO	-12.00
			273-351111	VEH 6032; SENSOR-HEGO	82.84
			273-350176	VEH 6053; WIPER BLADES	20.00
			273-349160	VEH 7031; BATT BOLT	4.38
			273-349156	VEH 7031; BATTERIES	190.66
			273-123970	VEH 7031; BATTERY CR MEMO	-24.00
			273-349251	VEH 7117; BRUSH/FILTER/BELT	98.72
			273-349260	VEH 7117; WIPER BLADES	20.00
					380.60
159643	12/17/21	ELIZABETH KING	1904354	RESTITUTION REFUND DKT 1904354	810.00
					810.00
159644	12/17/21	ELLIOT, VINCENT	1809313	BOND REFUND 1809313	150.00
					150.00

Check No	Check Dt	Vendor Name	Invoice ID	Line Description	Payment
159645	12/17/21	TRISHA FRY	2005442 NOV DEC	COMPENSATORY FINE CASE 2005578	80.00
					80.00
159646	12/17/21	SISLER, KIMBERLY	2105439	BOND REFUND 2105438	638.00
					638.00
159647	12/17/21	BRUCE DEE ELDER	2104684 NOV	COMPENSATORY FINE DKT 2104684	30.00
					30.00
159648	12/17/21	Harvey & Price Co., Inc.	1905080 NOV	RESTITUTION FROM DKT 1905080	50.00
					50.00
159649	12/17/21	RAELYNN VIRAMONTES	2101995 NOV	RESTITUTION REFUND DKT 2101995	50.00
					50.00
159650	12/17/21	Lane Council of Governments	81683	LC PICTOMETRY PROJECT; IGA2775	12,330.94
					12,330.94
159651	12/17/21	Aramark Uniform Services, Inc.	509000158779	SHOP: LAUNDRY SERVICES	44.49
					44.49
159652	12/17/21	SecureCom, Inc.	354528	Mem Bldg Alrm Monit 10/1-12/31	182.47
					182.47
159653	12/17/21	Springfield Public School/Lane Co SD 19	40795	BUSINESS CARDS-GREENE	49.01
					49.01

Check No	Check Dt	Vendor Name	Invoice ID	Line Description	Payment
159654	12/17/21	Lane County Finance Operations	NOVEMBER 2021	County Bail Nov 21	2,715.57
			NOVEMBER 2021	County Bail Nov 21 Admin Fee	-44.93
					2,670.64
159655	12/17/21	LCSO Fiscal Office	SO7904	LRIG/Mastersite Fees Jul-Dec21	21,210.00
					21,210.00
159656	12/17/21	Springfield Utility Board	470604 STMT 11/30/21	RFFUTILITIES:10/21/21-11/19/21	197.79
			DEC102021	SUB BILLING WK 2-DEC	29,638.46
					29,836.25
159657	12/17/21	Valmont Composite Structures	620233	TRAFFIC SIGNAL EQUIP	7,712.00
					7,712.00
159658	12/17/21	Stanley Convergent Security	6001992632	MONITORING CHRGS 1/1-1/31/22	241.67
					241.67
159659	12/17/21	First Interstate Bank	JANUARY 2022	SEDA 2016 Loan #3300001692	23,297.00
					23,297.00
159660	12/17/21	Prenevost, Jason	811-21-002814-ELEC REFUND	811-21-002814-ELEC REFUND	124.02
					124.02
159661	12/17/21	LESLIE M RAMSEY	2104487 OVERPAYMENT	OVERPAYMENT 2104487	17.00
					17.00
159662	12/17/21	Dept Consumer & Business Svcs	STATE SURCHARGE-AUG 21	State Surcharge-August 2021	16,609.02
					16,609.02

Check No	Check Dt	Vendor Name	Invoice ID	Line Description	Payment
159663	12/17/21	Dept Consumer & Business Svcs	STATE SURCHARGE-SEPT 21	State Surcharge-Sept 2021	14,309.15
					14,309.15
159664	12/17/21	Dept Consumer & Business Svcs	STATE SURCHARGE-OCT 21	State Surcharge-October 2021	13,887.12
					13,887.12
159665	12/17/21	Dept Consumer & Business Svcs	STATE SURCHARGE-NOV 21	State Surcharge-Nov 2021	16,831.20
					16,831.20
159666	12/17/21	Mid Valley Ambulance	21-10	OCT 2021 MEMBERSHIP WRITEOFFS	1,450.00
					1,450.00
159667	12/17/21	Dixon,Guy A.	20211209	INK CARTRIDGE REIMB-WORK@HOME	90.88
					90.88
159668	12/17/21	EDMS Inc	022690	November Presort	1,766.38
					1,766.38
159669	12/24/21	The Rawlings Company	19-34622	AMBULANCE REFUND 19-34622 ETC	1,682.48
					1,682.48
159670	12/24/21	The Rawlings Company	20-40664	AMBULANCE REFUND 20-40664	385.41
					385.41
159671	12/24/21	Alda Ingman	20-16013	AMBULANCE REFUND 20-16013	750.00
					750.00

Check No	Check Dt	Vendor Name	Invoice ID	Line Description	Payment
159672	12/24/21	Mary Bender	20-23435	AMBULANCE REFUND 20-23435	250.00
					250.00
159673	12/24/21	Tina Hanna	20-35108	AMBULANCE REFUND 20-35108	75.00
					75.00
159674	12/24/21	Trillium Community Health Plan, Inc.	20-36487	AMBULANCE REFUND 20-36487	71.79
					71.79
159675	12/24/21	Trillium Community Health Plan, Inc.	20-38766	AMBULANCE REFUND 20-38766	71.79
					71.79
159676	12/24/21	Jennifer Dawn Goodman Hammans	21-556	AMBULANCE REFUND 21-556	75.00
					75.00
159677	12/24/21	Marcy Vaught or Tonja Kling	12/13/21 PETTY CASH REIMB	AFTER HOURS MEAL	21.25
			12/13/21 PETTY CASH REIMB	ERT FLOOD EVENT	15.45
			12/13/21 PETTY CASH REIMB	ERT FLOOD EVENT	16.20
			12/13/21 PETTY CASH REIMB	FIRE CHIEF CANDIDATE EXP	65.40
			12/13/21 PETTY CASH REIMB	FLASHLIGHTS FOR ERT	19.99
			12/13/21 PETTY CASH REIMB	FLASHLIGHTS FOR ERT	19.99
			12/13/21 PETTY CASH REIMB	G ST EVENT MEAL	4.38
			12/13/21 PETTY CASH REIMB	G ST EVENT MEAL	4.38
			12/13/21 PETTY CASH REIMB	G ST EVENT MEAL	9.72
			12/13/21 PETTY CASH REIMB	G ST EVENT MEAL	9.73
			12/13/21 PETTY CASH REIMB	G ST EVENT MEAL	10.00
			12/13/21 PETTY CASH REIMB	G ST EVENT MEAL	10.00
			12/13/21 PETTY CASH REIMB	INTERVIEW SUPPLIES	25.35
			12/13/21 PETTY CASH REIMB	OPS MEETING EXPENSE	11.00
			12/13/21 PETTY CASH REIMB	OPS MEETING EXPENSE	19.99
			12/13/21 PETTY CASH REIMB	OPS MEETING EXPENSE	19.99
			12/13/21 PETTY CASH REIMB	OPS MEETING EXPENSE	19.99
			12/13/21 PETTY CASH REIMB	OPS MEETING EXPENSE	26.72
			12/13/21 PETTY CASH REIMB	PAVING CREW HYDRATION SUPP	36.30
					365.83
159678	12/24/21	Dustrud Architecture	811-21-000251-PRE REFUND	811-21-000251-PRE REFUND	516.80
					516.80

Check No	Check Dt	Vendor Name	Invoice ID	Line Description	Payment
159679	12/24/21	Day Wireless Systems	CI_00174	C2755:DistributedAntennaSystem	48,016.57
					48,016.57
159680	12/24/21	Chloe Bradford	12431	C2464; Graphic Design Svcs-Mug	225.00
					225.00
159681	12/24/21	E&S Hardware And Supply, Inc.	31025	Window for office door	483.74
					483.74
159682	12/24/21	Jack's Towing	43424	SPD Tow-18' Ford, Lic. #E27694	175.00
					175.00
159683	12/24/21	McKinstry Essention LLC	20052531	C2895; STREET LIGHTING PROJECT	68,950.00
					68,950.00
159684	12/24/21	DePaul Industries, Inc.	2014264	C2819; Svc month end 11/30/21	3,640.00
					3,640.00
159685	12/24/21	Systems West Engineers, Inc.	088538	C2716; US IGNITE/SPFD WIX DSGN	595.00
					595.00
159686	12/24/21	Access Information Management	9122036	CNO#:Nov 2021 Shredding-Police	431.03
			9122071	Nov 21 Shredding Svcs-Court	58.73
					489.76
159687	12/24/21	Airgas USA, LLC	9984757363	FS16: RENT CYL MED LRG OXYGEN	17.28
			9984720646	FS3: RENT CYL MED LRG OXYGEN	23.04
			9984720646	FS3: RENT CYL SMALL OXYGEN	5.76
			9984720647	FS4: RENT CYL MED LRG OXYGEN	8.64
			9984721913	FS5: RENT CYL MED LRG OXYGEN	28.80
			9984721913	FS5: RENT CYL MED XS OXYGEN	2.88
					86.40

Check No	Check Dt	Vendor Name	Invoice ID	Line Description	Payment
159688	12/24/21	Lane County Technology Svcs - PSB	IS00002513	NETWORKS & CONNECTIVITY-DEC	7,856.00
					7,856.00
159689	12/24/21	Abston,Vickie	0007103-NOV-DEC	RESTITUTION 0007103	91.26
					91.26
159690	12/24/21	EMERGENCY VETERNIARY HOSPITAL	1112411 NOVEMBER	RESTITUTION 1112411	46.90
					46.90
159691	12/24/21	STEPHEN T KEEPORTS	2103412 NOV-DEC	RESTITUTION 2103412	50.00
					50.00
159692	12/24/21	Springfield Utility Board	1401776 NOVEMBER	RESTITUTION 1401776	56.24
			DEC172021	SUB BILLING WK 3-DEC	2,573.23
					2,629.47
159693	12/24/21	JOSHUA PAUL PERRY	2104107	RESTITUTION 2104107	500.00
					500.00
159694	12/24/21	MADELINE MCGRAW	2006645	COMPENSATORY FINE 2006645	100.00
					100.00
159695	12/24/21	RANDY FACKLER	2102190 NOVEMBER	RESTITUTION 2102190	200.00
					200.00
159696	12/24/21	ALYSSA LOUISE GIRARD	2104778	RESTITUTION 2104778	100.00
					100.00

Check No	Check Dt	Vendor Name	Invoice ID	Line Description	Payment
159697	12/24/21	Language Line Services, Inc.			
			10408637	Nov 2021 Translation Svs	202.80
			10409390	November 2021 Translation Svs	39.00
					241.80
159698	12/24/21	Pacific Office Automation			
			817577	C1694:SPDB&WCopies12/1-1/1/22	24.01
					24.01
159699	12/24/21	BRIA MARIE LUND			
			2104338 NOV-DEV	COMPENSATORY FINE 2104338	200.00
					200.00
159700	12/24/21	Oregon Department of Transportation			
			2004717	RESTITUTION 2004717	50.00
					50.00
159701	12/24/21	JOSHUA L NEHRING			
			2102107 NOVEMBER	RESTITUTION 2102107	100.00
					100.00
159702	12/24/21	Lane County Public Works Department			
			PWA00010759	P21175; 2021 SLURRY SEAL	281,417.39
					281,417.39
159703	12/24/21	Springfield Public School/Lane Co SD 19			
			40796	(250) Bus Cards-D. Casarez	24.50
			40921	BUSINESS CARD MILLER/MCGILLIVR	49.00
			40923	VOL: HOLIDAY CARDS	83.94
					157.44
159704	12/24/21	SHAWN EUGENE KOENIG			
			2101154 2103762	BOND REFUND WEST	340.00
					340.00
159705	12/24/21	LCSO Fiscal Office			
			SO7903	LRIG/Mastersite Fees Jul-Dec21	53,220.00
					53,220.00

Check No	Check Dt	Vendor Name	Invoice ID	Line Description	Payment
159706	12/24/21	O'Leary, Conner James	K9 KENNEL CONCRETE REIMB	K9 Kennel Concrete Reimb	368.00
					368.00
159707	12/24/21	Brown & Caldwell Engineers, Inc.	53425088	P80100; 10/1/21-10/31/21	8,014.00
					8,014.00
159708	12/24/21	Home Depot USA Inc dbaThe Home Depot Pro	656677556	CH: CUSTODIAL SUPPLIES	506.44
					506.44
159709	12/24/21	City County Insurance Services	SETTLEMT REIMB GLSPR2019084848	Settlement Reimbursement	90,000.00
					90,000.00
159710	12/24/21	Willamalane	NOVEMBER 2021	SDC FOR NOVEMBER	124,207.50
			OCTOBER 2021	SDC FOR OCTOBER	113,124.13
					237,331.63
159711	12/24/21	ULINE	141695876	SUPPMILLSDAVIS& CHECK-IN TABLE	590.58
					590.58
159712	12/24/21	Centro LatinoAmericano	2508	ESPA ADLI GRANT PARTNER	3,500.00
					3,500.00
159713	12/24/21	A to Z Databases	503457	AD COL A TO Z DATABASE	1,275.00
					1,275.00
159714	12/24/21	Ingram Library Services	56073648	C2969: ADULT FICTION	9.60
			56073652	C2969: ADULT FICTION	29.35
			56059020	C2969: ADULT FICTION	39.46
			56073657	C2969: ADULT NON-FICTION	16.94
			56073650	C2969: ADULT NON-FICTION	16.95
			56073658	C2969: ADULT NON-FICTION	19.78
			56073653	C2969: JR BOOKS	4.79
			56073655	C2969: JR BOOKS	5.64
			56073649	C2969: JR BOOKS	7.90

Check No	Check Dt	Vendor Name	Invoice ID	Line Description	Payment
159714	12/24/21	Ingram Library Services			
			56073656	C2969: JR BOOKS	11.99
			56059019	C2969: YA BOOKS	10.50
			56073651	C2969: YA BOOKS	10.73
			56073654	C2969: YA BOOKS	14.12
					197.75
159715	12/24/21	Ingram Library Services			
			56073660	C2969: ADULT FICTION	16.38
			56132791	C2969: ADULT FICTION	29.91
			56073661	C2969: ADULT FICTION	464.27
			56132790	C2969: ADULT NON-FICTION	30.24
			56132792	C2969: ADULT NON-FICTION	45.20
			56132793	C2969: ADULT NON-FICTION	48.56
			56132794	C2969: G&M CRESSEY	20.95
			56132797	C2969: JR BOOKS	10.16
			56132789	C2969: JR BOOKS	20.32
			56073659	C2969: JR BOOKS	20.33
			56132795	C2969: JR BOOKS	21.01
			56132796	C2969: YA BOOKS	14.12
					741.45
159716	12/24/21	Ingram Library Services			
			56269423	C2969: ADULT FICTION	10.77
			56132799	C2969: ADULT FICTION	32.20
			56269428	C2969: ADULT FICTION	64.96
			56269429	C2969: ADULT NON-FICTION	15.26
			56269432	C2969: ADULT NON-FICTION	105.62
			56269427	C2969: JR BOOKS	3.59
			56132798	C2969: JR BOOKS	4.79
			56269433	C2969: JR BOOKS	10.73
			56269431	C2969: JR BOOKS	22.16
			56269424	C2969: JR BOOKS	26.29
			56269425	C2969: JR BOOKS	30.77
			56269430	C2969: YA BOOKS	10.73
			56269426	C2969: YA BOOKS	16.78
					354.65
159717	12/24/21	Ingram Library Services			
			56269440	C2969: ADULT FICTION	9.60
			56269435	C2969: ADULT FICTION	36.71
			56269436	C2969: ADULT FICTION	215.70
			56269437	C2969: ADULT NON-FICTION	81.06
			56269441	C2969: ADULT NON-FICTION	814.58
			56422210	C2969: JR BOOKS	10.31
			56422209	C2969: JR BOOKS	10.89
			56269434	C2969: JR BOOKS	19.14
			56422208	C2969: JR BOOKS	22.56
			56269438	C2969: JR BOOKS	27.48
			56269439	C2969: YA BOOKS	16.19
			56422207	C2969: YA BOOKS	75.18
					1,339.40

Check No	Check Dt	Vendor Name	Invoice ID	Line Description	Payment
159718	12/24/21	Ingram Library Services	56422211	C2969: ADULT FICTION	16.02
					16.02
159719	12/24/21	Parts Authority, LLC	273-124648	BATTERIES CREDIT MEMO	-32.00
			273-351856	NEW PATROL VEH; FILTERS	38.86
			273-353555	PD STOCK; BATTERIES	250.23
			273-125336	REMAN ALT CREDIT MEMO	-36.00
			274-458476	SHOP SUPPLIES; OIL FILTER	2.93
			273-351595	VEH 5009; FILTER AS	17.72
			273-351782	VEH 5009; FILTERS/BATTTERY	256.00
			273-352383	VEH 6025; RELAY ASM-AU	36.47
					534.21
159720	12/24/21	DEMARCO, ANNA MARIA	2103136	RESTITUTION REFUND 2103136	50.00
					50.00
159721	12/24/21	ESPY, KIM LORRAINE	2102502	RESTITUTION REFUND 2102502	170.00
					170.00
159722	12/24/21	TERRELL A WASHINGTON	2004858 121521	RESTITUTION REFUND 2004858	100.00
					100.00
159723	12/24/21	ADAM STORRS	1805878 121521	RESTITUTION REFUND 1805878	175.00
					175.00
159724	12/24/21	7-Eleven, Inc.	2104752	RESTITUTION REFUND 2104752	25.00
					25.00
159725	12/24/21	Associated Heating & Air Condition Inc.	572149	1347 30th St; Clean heat unit	195.00
					195.00

Check No	Check Dt	Vendor Name	Invoice ID	Line Description	Payment
159726	12/24/21	Lane County Waste Management	088089 STMT 11/30/21	VACYORCRS-PUB/LOOSE TN	2,055.78
			088089 STMT 9/30/21	VACYORCRS-PUB/LOOSE TN	2,868.94
					4,924.72
159727	12/24/21	Aramark Uniform Services, Inc.	509000162608	SHOP: LAUNDRY SERVICES	101.42
					101.42
159728	12/24/21	BARBARA M HENDERSON	2106136 & 2106129	BOND REFUND 2106136 & 2106129	86.00
					86.00
159729	12/24/21	KAVACK, JAMES	2100620	BOND REFUND 2100620	1,331.00
					1,331.00
159730	12/24/21	TriZetto Provider Solutions	36D3122100	PATIENT STATEMENTS-NOV	358.36
					358.36
159731	12/24/21	KING, ROBIN	2102619 2101852	BOND REFUND 2102619 2101852	128.00
					128.00
159732	12/24/21	Professional Credit Service	2101392 2101384	BOND REFUND PD CASE 2101549	1,129.00
			21836	Commissions	1,652.57
			21833	Commissions	1,927.61
					4,709.18
159733	12/24/21	FERRELL, ROBERT L	2105062	BOND REFUND 2105062	85.00
					85.00
159734	12/24/21	ZIGLER, TINA	2105084	BOND REFUND 2105084	128.00
					128.00

Check No	Check Dt	Vendor Name	Invoice ID	Line Description	Payment
159735	12/24/21	LIU LI	2104150	BOND REFUND 2104150	1,275.00
					1,275.00
159736	12/24/21	CARTER, JULIE L	2106177 2106176	BOND REFUND 2106177 2106178	86.00
					86.00
159737	12/24/21	DIANA MONCADA	1907005	BAIL REFUND 1907005	100.00
					100.00
159738	12/24/21	COWLES, ALICE M	2103782	BOND REFUND 2103782	43.00
					43.00
159739	12/24/21	Joe Pishioneri	JANUARY 2022	Jan 22 Cell & Internet Reimb	85.00
					85.00
159740	12/24/21	Leonard Stoehr	JANUARY 2022	Jan 22 Cell & Internet Reimb	85.00
					85.00
159741	12/24/21	Kori Rodley	JANUARY 2022	Jan 22 Cell & Internet Reimb	85.00
					85.00
159742	12/24/21	Pitts, Damien	JANUARY 2022	Jan 22 Cell & Internet Reimb	85.00
					85.00
159743	12/24/21	Paraclete Projects	1123	OAK TREE REMOVAL/CHIPPING	1,650.00
			1124	TREE REMOVAL/CHIPPING	1,250.00
					2,900.00

Check No	Check Dt	Vendor Name	Invoice ID	Line Description	Payment
159745	12/24/21	Express Press Printing & Graphics, Inc	50140	W-2 FORMS & ENVELOPES	372.75
					372.75
159746	12/24/21	Oregon Department of Revenue	L0032284704	Hazmat ammunition fee	120.00
					120.00
159747	12/24/21	Timberline Painting & Remodeling Inc.	103525	STORY CORNER REMODEL	2,425.00
					2,425.00
159748	12/24/21	PATRICIA CARLI	2105632	BOND REFUND 2105632	85.00
					85.00
159749	12/24/21	BRITTANY LONG	2106401	BOND REFUND 2106401	85.00
					85.00
159750	12/24/21	AT&T Mobility	999208594X12142021	MAINT/DPW CELL CHARGES	294.02
					294.02
159751	12/24/21	Wes Tek Marketing, LLC	121521-1	C2965: Mitel interface	10,000.00
					10,000.00
159752	12/24/21	BOLTON, MARY	2104561 2101369	BOND REFUND 2104561 2101369	340.00
					340.00
159753	12/24/21	CARLA PARMENTER	1608483	BAIL REFUND 1608483	300.00
					300.00

Check No	Check Dt	Vendor Name	Invoice ID	Line Description	Payment
159754	12/24/21	Buck's Sanitary Service, Inc.	A-181536	DUTCH BROS BUCKS RENTAL	46.84
					46.84
159755	12/24/21	Cascade Escrow	PROP PURC 4190 FRANKLIN	PROP PURC 4190 FRANKLIN	692,339.86
					692,339.86
159756	12/31/21	Hartford Life & Accident Insurance Co	0GL878796-ADD STD LTD DEC 2021	BASIC ADD STD LTD DEC 2021	20,341.18
					20,341.18
159757	12/31/21	Hartford Life & Accident Insurance Co	0GL878796 Supp Ins DEC 2021	0GL878796 Supp Ins Dec 2021	5,708.15
					5,708.15
159758	12/31/21	Buck's Sanitary Service, Inc.	A180416	C2849; EBBERT MEM BUCKS RENTAL	110.00
			A-179867	C2849; LIBRARY BUCKS RENTAL	805.00
					915.00
159759	12/31/21	BOOTS, JESSICA	2104540	BOND REFUND 2104540	85.00
					85.00
159760	12/31/21	Superior Tire Service Inc	140189032	VEH 7065; TIRE REPAIRS	150.45
					150.45
159761	12/31/21	First Interstate Bank	JANUARY 2022	SEDA 2018 Loan #804442630	37,087.87
					37,087.87
159762	12/31/21	Airgas USA, LLC	9120433338	FS4: OXYGEN USP 125 CGA 540	23.43
			9120433337	FS5: OXYGEN USP 125 CGA 540	7.81
					31.24

Check No	Check Dt	Vendor Name	Invoice ID	Line Description	Payment
159763	12/31/21	League Of Oregon Cities	9975	Job Post-City Surveyor	20.00
					20.00
159764	12/31/21	City of Eugene	SHZ-001450	JC-2022 Haz-Mat Permit	450.00
					450.00
159765	12/31/21	Northwest Fastener & Supply	16238	POP RIVIETS FOR REPAIRS	23.99
					23.99
159766	12/31/21	Western Exterminator	13003167	Dec 2021-Jail Pest Control	111.30
					111.30
159767	12/31/21	Office Depot, Inc.	215638527001	Office Supplies - Police	7.98
			211996609001	Office Supplies - Police	71.18
			211997247001	Office Supplies - Police	103.24
			215638327001	Office Supplies-Police	95.10
					277.50
159768	12/31/21	Pacific Office Automation	824929	COPIES 11/1/21-12/1/21	11.73
					11.73
159769	12/31/21	Parts Authority, LLC	273-358008	SHOP SUPPLIES-MISC	487.44
			273-357001	STOCK: FILTERS	68.52
			273-358333	VEH 6003; PERF PAD/ROTOR BRK	511.61
			273-357714	VEH 6008; MOTORAD THRMST	26.18
			273-358977	VEH 6048; MICRO EDGE WIPE	18.63
			273-358921	VEH 6048; OW20 SYN 1Q	103.50
			273-359161	VEH 6048; REAR WIPER BLADE	8.45
			274-460580	VEH 6063; BULB-HDLP	20.12
			273-356977	VEH 7022: REMAN ALTER D33	164.30
			273-357197	VEH 7112; STAB BUSHING/BAR LIN	83.93
			273-355161	VEH 7126; FILTERS	26.48
					1,519.16
159770	12/31/21	Springfield Public School/Lane Co SD 19	40817	UNLEADED FUEL: 8500 GALS	25,590.75
					25,590.75

Check No	Check Dt	Vendor Name	Invoice ID	Line Description	Payment
159771	12/31/21	Ready Rooter Inc. & Chapman Plumbing			
			WO-0719	REPLACE 5' WATER MAIN	463.00
					463.00
159772	12/31/21	Springfield Utility Board			
			485165-12/9/21	STREET LIGHT ELECTRIC	16,338.60
			485165-12/9/21	STREET LIGHT MAINTENANCE	8,879.03
			DEC272021	SUB BILLING WK 4-DEC	589.88
					25,807.51
159773	12/31/21	Ask The Bug Man			
			163359	FS3: Nov 2021 PEST CONTROL	50.00
					50.00
159774	12/31/21	Kelley Connect			
			IN947413	COPIER BASE RENT & USAGE	290.41
					290.41
159775	12/31/21	Garcia-Cash, Julio N			
			K9 REIMB: KENNEL SUPPLIES	K9 Reimb: Kennel Supplies	1,503.93
					1,503.93
159776	12/31/21	Aramark Uniform Services, Inc.			
			509000166547	SHOP: LAUNDRY SERVICES	52.58
					52.58
159777	12/31/21	Springfield Tire Factory, Inc.			
			1042860	TIRE ALIGNMENT/THRUST VEH 6028	85.00
			1042868	TIRE ALIGNMENT/THRUST VEH 6105	85.00
					170.00
159778	12/31/21	Home Depot USA Inc dbaThe Home Depot Pro			
			659562672	BK: CUSTODIAL SUPPLIES	6.02
			659562664	CH: CUSTODIAL SUPPLIES	415.51
					421.53
159779	12/31/21	STEPHEN RAY SHAPLEY			
			2106466	BAIL REFUND 2106466	638.00
					638.00

Check No	Check Dt	Vendor Name	Invoice ID	Line Description	Payment
159780	12/31/21	Quality Research Associates	2104963	BOND REFUND 2104963	150.00
					150.00
159781	12/31/21	TRAVIS G FREDERICK	2104964	BOND REFUND 2104964	925.00
					925.00
159782	12/31/21	Ricoh USA, Inc	5063462311	ProscOfc-Copies 9/18-12/17/21	36.19
					36.19
159783	12/31/21	Summit Solutions Group LLC	811-21-003127-ELEC REFUND	811-21-003127-ELEC REFUND	189.54
					189.54
159784	12/31/21	WIRE WORKS LLC	10559	ISB MURRAY CUSTOM COMMAND BOX	2,270.10
					2,270.10
159785	12/31/21	LEO THOMAS MCDONALD	1213108	OVERPAYMENT 1213108	41.59
					41.59
159786	12/31/21	Professional Credit Service	21891	Commissions	77.00
			21895	Commissions	1,998.03
					2,075.03
159787	12/31/21	Government Finance Officers Association	CAFR 2021	CITY CAFR FY 2021	610.00
					610.00
159788	12/31/21	Secretary of State	CITY CAFR 2021	CITY CAFR 2021	400.00
					400.00

Check No	Check Dt	Vendor Name	Invoice ID	Line Description	Payment
159789	12/31/21	Secretary of State	MWMC 2021	MWMC CAFR 2021	350.00
					350.00
159790	12/31/21	Secretary of State	FIBER 2021	FIBER CAFR 2021	40.00
					40.00
159791	12/31/21	Secretary of State	SEDA 2021	SEDA CAFR 2021	200.00
					200.00
159792	12/31/21	The Indoor Garden	202112-36	JC: Dec 2021 Plant Care	65.00
			202111-36	JC: Nov 2021 Plant Care	65.00
					130.00
159793	12/31/21	Ortiz, William	RETIREE PREMIUM REFUND	RETIREE MED/DEN PMT REFUND	2,181.32
					2,181.32
159794	12/31/21	CenturyLink	12/16/21-1/16/22	Monthly Phone Charge- Dec 2021	4,444.84
					4,444.84
159795	12/31/21	CenturyLink	254835123	Dec 2021 Fire Phone	127.69
			254835123	Dec 2021 Police Phone	22.50
					150.19
159796	12/31/21	Wells Fargo Financial Leasing, Inc.	5018107877	KM Copier Lease 12/10-1/9/22	135.92
					135.92

Grand Total: **4,073,634.15**

AGENDA ITEM SUMMARY		
	Meeting Date:	1/18/2022
	Meeting Type:	Regular Meeting
	Staff Contact/Dept.:	Nancy Jenkins/Robin Holman/DPW
	Staff Phone No:	541-726-3670
	Estimated Time:	Consent Calendar
S P R I N G F I E L D C I T Y C O U N C I L	**Council Goals:**	Strengthen Public Safety by Leveraging Partnerships and Resources

ITEM TITLE:	REPEAL ORDINANCE FROM SPRINGFIELD MUNICIPAL CODE SECTION 5.300, SALE AND DISTRIUTION OF TOBACCO, TOBACCO PRODUCTS, AND INHALANT DELIVERY SYSTEM TO MINORS AND SECTIONS 7.450-7.454, TOBACCO AND INHALANT DELIVERY SYSTEM VENDING.
ACTION REQUESTED:	Conduct a second reading and adopt/not adopt the following ordinance: ORDINANCE REPEALING SPRINGFIELD MUNICIPAL CODE SECTION 5.300, SALE AND DISTRIBUTION OF TOBACCO, TOBACCO PRODUCTS, AND INHALANT DELIVERY SYSTEM TO MINORS AND SECTIONS 7.450-7.454, TOBACCO AND INHALANT DELIVERY SYSTEM.
ISSUE STATEMENT:	The City Council is requested to consider an ordinance repealing the City's Tobacco license requirements by designating oversight of the program to the State of Oregon.
ATTACHMENTS:	Attachment 1: Ordinance Attachment 2: SB 587 Tobacco Retail Licensure
DISCUSSION/ FINANCIAL IMPACT:	The City Council gave first reading and conducted a public hearing on the repeal ordinance at the regular meeting on January 3rd, 2022. No questions or public comments were raised at the public hearing meeting. During the 2021 legislative session, the Oregon Legislature passed SB 587 (Oregon Laws 2021 chapter 586) which creates the Statewide Tobacco Retail Licensure program. As part of this legislation, jurisdictions that have existing license programs in effect as of January 1, 2021, can continue administering those existing license programs if they agree to enforce standards described in the bill and sign an IGA for fee collection with the Department of Revenue. If a jurisdiction decides to not maintain its local licensing program, the state will take over licensing for tobacco and inhalant delivery systems (vaping). The state program does result in a higher fee for licensees. Our information from the state is that the total statewide tobacco retail license fee will be $953.00 ($230 for application processing and $723 for the enforcement). Staff recommendation is to transition the current City Tobacco License to the statewide retail licensing program based upon their ability to provide education, prevention, enforcement, and inspections on a much broader platform. To comply with SB 587, the City would have to hire additional staff to perform inspections and enforcement of the State and Federal laws which could result in an increase to the license fee to recoup our costs or having to absorb the higher costs in the budget with other funding. The City currently has 74 active Tobacco Retail Licenses within the City Limits of Springfield with an approximate annual revenue of $5,000.00. Transitioning to the statewide retail licensing program requires the Council to repeal its existing municipal code sections on tobacco sales and vending. The statewide program starts in January 2022, but the city licenses expire in June of 2022. Accordingly, if the Council decides to transition to the statewide licensing program, staff recommends the City refund half of the licensees' fee to vendors.

CITY OF SPRINGFIELD, OREGON
ORDINANCE NO. _____ (General)

ORDINANCE REPEALING SPRINGFIELD MUNICIPAL CODE SECTION 5.300, SALE AND DISTRIBUTION OF TOBACCO, TOBACCO PRODUCTS, AND INHALANT DELIVERY SYSTEM TO MINORS AND SECTIONS 7.450-7.454, TOBACCO AND INHALANT DELIVERY SYSTEM VENDING

WHEREAS, during the 2021 legislative session, the Oregon Legislature passed SB587 which created the Statewide Tobacco Retail Licensure program;

WHEREAS, as part of this legislation, jurisdictions that had existing license programs in effect as of January 1, 2021 were allowed to continue administering those existing license programs if they agreed to enforce the standards described in the Bill and execute a fee collection agreement with the Department of Revenue;

WHEREAS, it is in the City's best interest to opt-in with the Statewide Tobacco Retail Licensure program because the state has more resources and ability to provide education, prevention, enforcement and inspections;

WHEREAS, the licenses issued under the Statewide Tobacco Retail Licensure program will be effective January 1, 2022; and

WHEREAS, it is necessary to repeal the Springfield Municipal Code sections 5.300 and 7.450 through 7.454 with regard to the City's local license program;

NOW, THEREFORE, THE COMMON COUNCIL OF THE CITY OF SPRINGFIELD ORDAINS AS FOLLOWS:

Section 1. Sections 5.300 and 7.450 through 7.454 of the Springfield Municipal Code are hereby repealed.

Section 2. Except as specifically amended herein, the remainder of the Springfield Municipal Code Chapters 5 and 7 shall continue in full force and effect.

Section 3. Severability Clause. If any section, subsection, sentence, clause, phrase or portion of this Ordinance is, for any reason, held invalid or unconstitutional by a court of competent jurisdiction, such portion shall be deemed a separate, distinct and independent provision and such holding shall not affect the validity of the remaining portion hereof.

ADOPTED by the Common Council of the City of Springfield this _____ day of _____, 20____, by a vote of _____ for and ____ against.

APPROVED by the Mayor of the City of Springfield this _____ day of _____, 20____.

_____
Mayor

ATTEST:

_____
City Recorder

CHAPTER 586

AN ACT SB 587

Relating to public health; creating new provisions; amending ORS 431A.178 and 431A.183; repealing ORS 167.785 and 431A.180; and prescribing an effective date.

Be It Enacted by the People of the State of Oregon:

TOBACCO RETAILER LICENSURE

SECTION 1. Definitions. As used in sections 1 to 14 of this 2021 Act:

(1) "Governing body of a local public health authority" has the meaning given that term in ORS 431.003.

(2) "Inhalant delivery system" has the meaning given that term in ORS 431A.175.

(3) "Local public health authority" has the meaning given that term in ORS 431.003.

(4) "Premises" means the real property on which a business that makes retail sales of tobacco products or inhalant delivery systems is located.

(5) "Tobacco products" has the meaning given that term in ORS 431A.175.

SECTION 2. Purpose. The purpose of sections 1 to 14 of this 2021 Act is to improve enforcement of local ordinances and rules, state laws and rules and federal laws and regulations that govern the retail sale of tobacco products and inhalant delivery systems.

SECTION 3. Licensure requirement. A person may not make a retail sale of a tobacco product or an inhalant delivery system at or from a premises located in this state unless the person sells the tobacco product or inhalant delivery system at or from a premises licensed or otherwise authorized under section 5 or 18 of this 2021 Act.

SECTION 4. Premises to which Act does not apply. Notwithstanding section 3 of this 2021 Act, sections 1 to 14 of this 2021 Act do not apply to a person making a retail sale of an inhalant delivery system at a medical marijuana dispensary registered under ORS 475B.858 or at a premises for which a license has been issued under ORS 475B.105, unless the person makes a retail sale of an inhalant delivery system that contains nicotine.

SECTION 5. Licensure. (1) Except as provided in subsection (8) of this section, the Department of Revenue shall issue licenses to, and annually renew licenses for, a person that makes retail sales of tobacco products or inhalant delivery systems at qualified premises.

(2) To be qualified for licensure under this section, a premises:

(a) Must be a premises that is fixed and permanent;

(b) May not be located in an area that is zoned exclusively for residential use; and

(c) Must meet any qualification for engaging in the retail sale of tobacco products and inhalant delivery systems enacted as an ordinance by the governing body of a local public health authority under section 17 of this 2021 Act, provided that the department has knowledge of the qualification pursuant to an agreement entered into under section 13 of this 2021 Act.

(3) For the purpose of licensing premises under this section, the department shall adopt rules establishing:

(a) Procedures for applying for and renewing licenses; and

(b) Licensure application, issuance and renewal fees.

(4) An application submitted under this section and information related to applying for or renewing a license under this section is confidential and not subject to public disclosure under ORS 192.311 to 192.478. However, the department may share an application submitted under this section and information related to applying for or renewing a license under this section with the Department of Justice, the Oregon Health Authority or a local public health authority.

(5) The Department of Revenue shall publish a list that includes the name of each person to which a license has been issued under this section, the address of each premises for which a license has been issued under this section and any other information that the department determines is relevant to the public with respect to the retail sale of tobacco products and inhalant delivery systems.

(6) Fees established under subsection (3)(b) of this section must be reasonably calculated to cover but not exceed the costs incurred by the department in administering sections 1 to 14 of this 2021 Act.

(7) All moneys collected under this section shall be deposited in the suspense account described in section 10 of this 2021 Act.

(8) The department may not require a person that makes retail sales of tobacco products or inhalant delivery systems to obtain a license under this section if the person holds a license or other authorization issued by a city or local public health authority pursuant to section 18 of this 2021 Act.

SECTION 6. Proof of licensure. A person to which a license or other authorization has been issued under section 5 or 18 of this 2021 Act must post proof of licensure or other authorization in a clear and conspicuous place at the

premises for which the license or other authorization has been issued.

SECTION 7. Revocation, suspension, refusal to issue or renew. (1) The Department of Revenue may revoke, suspend or refuse to issue or renew a license issued under section 5 of this 2021 Act if the person that holds or seeks the license, an individual who participates in the management of the premises for which the license has been or would be issued or an individual who is employed for the purpose of making retail sales at the premises:

(a) Violates sections 1 to 14 of this 2021 Act, a rule adopted under sections 1 to 14 of this 2021 Act or any other state law or rule or federal law or regulation that governs the retail sale of tobacco products or inhalant delivery systems or state taxation;

(b) Violates an ordinance enacted by the governing body of a local public health authority or a rule adopted by a local public health authority that governs the retail sale of tobacco products or inhalant delivery systems; or

(c) Makes a false statement to the department.

(2) The department may only revoke, suspend or refuse to issue or renew a license pursuant to subsection (1)(b) of this section if a local public health authority:

(a) Has provided the person that holds or seeks the license, the individual who participates in the management of the premises for which the license has been or would be issued or the individual who is employed for the purpose of making retail sales at the premises with a process for contesting the violation that is substantially similar to the process provided under ORS 183.413 to 183.470; and

(b) Provides the department with a final order establishing that the person or individual is in violation of an ordinance that is substantially similar to the requirements for a final order under ORS 183.470.

(3) Except as provided by state tax law or as otherwise identified by the department by rule or order, a decision by the department to revoke, suspend or refuse to issue or renew a license under this section may be appealed as a contested case under ORS chapter 183.

(4) The department shall adopt rules to provide that, subject to subsection (2) of this section, a license issued under section 5 of this 2021 Act must be suspended for an amount of time established by the department by rule if a person described in subsection (1) of this section is found to have committed an act described in subsection (1)(a) to (c) of this section three or more times.

SECTION 8. Civil penalty. (1) The Department of Revenue may impose a civil penalty against a person that holds or seeks a license issued under section 5 of this 2021 Act if the person that holds or seeks the license, an individual who participates in the management of the premises for which the license has been or would be issued or an individual who is employed for the purpose of making retail sales at the premises:

(a) Violates sections 1 to 14 of this 2021 Act, a rule adopted under sections 1 to 14 of this 2021 Act or any other state law or rule or federal law or regulation that governs the retail sale of tobacco products or inhalant delivery systems or state taxation; or

(b) Makes a false statement to the department.

(2) A civil penalty imposed under this section may not exceed $1,000 per violation.

(3) Amounts collected by the department under this section shall be deposited in the General Fund.

(4) Except as provided by state tax law or as otherwise identified by the department by rule or order, an imposition of a civil penalty under this section may be appealed as a contested case under ORS chapter 183.

(5) If a civil penalty is imposed under this section, a civil penalty may not be imposed for the commission of the same act under ORS 431A.178 or pursuant to an ordinance or rule adopted under section 17 of this 2021 Act.

SECTION 9. Seizure and forfeiture of contraband tobacco products and contraband inhalant delivery systems. (1) For purposes of this section, a tobacco product or inhalant delivery system sold or held for sale at or from a premises for which a license has not been issued under section 5 of this 2021 Act is a contraband tobacco product or contraband inhalant delivery system.

(2) A contraband tobacco product or contraband inhalant delivery system found by the Department of Revenue or a law enforcement agency may be seized immediately by the department or agency and is subject to forfeiture. If seized and forfeited under this section, the contraband tobacco product or the contraband inhalant delivery system must be destroyed.

(3) Notwithstanding ORS 305.280 or 323.416, a seizure and forfeiture made under this section may be appealed to the magistrate division of the Oregon Tax Court within 30 days of the date of the seizure in the manner provided in ORS 305.404 to 305.560.

SECTION 10. Suspense account for administration and enforcement. (1) Amounts collected by the Department of Revenue under section 5 of this 2021 Act shall be paid to the State Treasurer to be held in a suspense account established under ORS 293.445.

(2) From moneys held in the suspense account, the department may pay expenses for the administration and enforcement of sections 1 to 14 of this 2021 Act and the collection of fees under sections 1 to 14 of this 2021 Act. Refunds, including refunds of erroneous overpayments or refunds of other moneys received in which the department has no legal interest, shall be paid out of the suspense account.

(3) Amounts necessary to make payments as described in subsection (2) of this section are continuously appropriated to the department from the suspense account.

SECTION 11. Rules. The Department of Revenue may adopt rules necessary for the effective administration of sections 1 to 14 of this 2021 Act.

SECTION 12. Fees. The Oregon Health Authority shall adopt by rule fees necessary to pay the expenses of administering and enforcing ORS 431A.175 and 431A.183 and section 17 of this 2021 Act. Pursuant to an agreement entered into under section 13 of this 2021 Act, the Department of Revenue shall collect the fee moneys for, and transfer the fee moneys to, the authority. Moneys transferred to the authority under this section must be deposited in the Oregon Health Authority Fund established under ORS 413.101. Moneys deposited in the fund under this section are continuously appropriated to the authority for the purposes of administering and enforcing ORS 431A.175 and 431A.183 and section 17 of this 2021 Act.

SECTION 13. Intergovernmental agreements. (1) The Department of Revenue and the Oregon Health Authority shall:

(a) Share information necessary for the effective administration of sections 1 to 14 and 17 of this 2021 Act and ORS 431A.175 and 431A.183; and

(b) Enter into an agreement for purposes of collecting fee moneys for the authority pursuant to section 12 of this 2021 Act from each retailer of tobacco products or inhalant delivery systems at the same time that the department collects fee moneys from the retailer under section 5 of this 2021 Act, and transferring the fee moneys collected pursuant to section 12 of this 2021 Act to the authority for deposit in the Oregon Health Authority Fund established under ORS 413.101.

(2) The department and each local public health authority that does not require licensure or other authorization pursuant to section 18 of this 2021 Act shall:

(a) Share information necessary for the effective administration of sections 1 to 14 and 17 of this 2021 Act; and

(b) Enter into an agreement for purposes of collecting any fee moneys for the local public health authority pursuant to section 17 of this 2021 Act from each retailer of tobacco products or inhalant delivery systems located within the area over which the local public health authority has jurisdiction at the same time that the department collects fee moneys from the retailer under section 5 of this 2021 Act, and transferring the fee moneys collected pursuant to section 17 of this 2021 Act to the local public health authority for deposit in a fund of the local public health authority.

(3) The department and each city or local public health authority that requires licensure or other authorization pursuant to section 18 of this 2021 Act shall:

(a) Share information necessary for the effective administration of the licensure or other authorization pursuant to section 18 of this 2021 Act and ORS 323.005 to 323.482, 323.500 to 323.645 and 323.700 to 323.730 and any rules adopted under ORS 323.005 to 323.482, 323.500 to 323.645 or 323.700 to 323.730; and

(b) Enter into an agreement under which the city or local public health authority agrees to enforce standards described in section 17 (2)(a) of this 2021 Act against persons licensed or otherwise authorized by the city or local public health authority under section 18 of this 2021 Act, including through revocation of the license or other authorization of a person that violates the standards or ORS 323.005 to 323.482, 323.500 to 323.645 and 323.700 to 323.730 and any rules adopted under ORS 323.005 to 323.482, 323.500 to 323.645 or 323.700 to 323.730.

(4) The Oregon Health Authority and each local public health authority shall share information necessary for the effective administration of sections 1 to 14 and 17 of this 2021 Act and ORS 431A.175 and 431A.183.

(5) Notwithstanding the confidentiality provisions of ORS 323.403 and 323.595, the department may disclose information received under ORS 323.005 to 323.482 and 323.500 to 323.645 to a city or local public health authority to the extent the department deems necessary.

SECTION 14. Suspense account for fee money transfers. (1) Amounts collected by the Department of Revenue pursuant to agreements entered into under section 13 of this 2021 Act shall be paid to the State Treasurer to be held in a suspense account established under ORS 293.445.

(2) From moneys held in the suspense account, the department shall make transfers to the Oregon Health Authority and local public health authorities as required by section 13 of this 2021 Act.

(3) Amounts necessary to make transfers as described in subsection (2) of this section are continuously appropriated to the department from the suspense account.

STATE PUBLIC HEALTH AND SAFETY LAWS

SECTION 15. ORS 431A.178 is amended to read:

431A.178. [*(1) The Oregon Health Authority may impose a civil penalty for each violation of ORS 431A.175. A civil penalty imposed under this section may not be less than $250 or more than $1,000.*]

(1) The Oregon Health Authority may impose a civil penalty against a person that engages in the wholesale or retail sale of tobacco products or inhalant delivery systems, as those terms are defined in ORS 431A.175, if the person violates:

(a) ORS 431A.175 or a rule adopted under ORS 431A.175; or

(b) A state law or rule or federal law or regulation that governs the wholesale or retail sale of tobacco products or inhalant delivery systems for purposes related to public health and safety.

(2) A civil penalty imposed under this section may not be more than $5,000 per violation.

[*(2)(a) Amounts collected under subsection (1) of this section shall be deposited in the Oregon Health Authority Fund established under ORS 413.101. Except as provided in paragraph (b) of this subsection, moneys deposited in the fund under this subsection are continuously appropriated to the authority for carrying out the duties, functions and powers of the authority under ORS 431A.175 and 431A.183.*]

[*(b) At the end of each biennium, the authority shall transfer the unobligated moneys collected under subsection (1) of this section remaining in the fund to the Tobacco Use Reduction Account established under ORS 431A.153.*]

(3) Amounts collected under this section shall be deposited in the General Fund.

(4) If a civil penalty is imposed under this section, a civil penalty may not be imposed for the commission of the same act under section 8 or 17 of this 2021 Act.

SECTION 16. ORS 431A.183 is amended to read:

431A.183. (1)(a) The Oregon Health Authority may enter into an agreement with federal agencies to assist the authority in monitoring and enforcing federal laws and regulations related to tobacco products or inhalant delivery systems.

(b) The authority may commission employees of the authority as federal officers for the purpose of carrying out the duties prescribed under an agreement entered into under paragraph (a) of this subsection.

(c) The authority may adopt rules and take any action necessary to carry out the authority's duties as established under an agreement entered into under paragraph (a) of this subsection.

(2)**(a)** The authority may enter into an agreement with federal, state and local government agencies, including federal, state and local law enforcement agencies, to assist the authority in carrying out the authority's duties under ORS 431A.175 and to conduct random, unannounced inspections of wholesalers and retailers of tobacco products or inhalant delivery systems to ensure compliance with the laws of this state designed to discourage the use of tobacco products and inhalant delivery systems by persons under 21 years of age, including ORS 167.750, 167.755, 167.760, 167.765, 167.775, 167.780 and 431A.175.

(b) The authority shall ensure that a retailer is inspected as described in this subsection at least once each year. A retailer that is found to be out of compliance with the laws described in paragraph (a) of this subsection may be reinspected as the authority determines necessary.

(c) The authority may adopt rules to carry out paragraph (b) of this subsection.

(3)(a) If the authority enters into an agreement with the Department of State Police under subsection (2) of this section, the department may employ retired state police officers who are active reserve officers. Service by a retired state police officer under this paragraph is subject to ORS 238.082.

(b) The department may not use the services of a retired state police officer to displace an active state police member.

(4)(a) The authority may apply for and accept moneys from the federal government or other public or private sources and, in accordance with any federal restrictions or other funding source restrictions, use those moneys to carry out the duties and functions related to preventing the use of tobacco products or inhalant delivery systems by persons who are not of the minimum age to purchase tobacco products or inhalant delivery systems.

(b) Moneys received by the authority under paragraph (a) of this subsection shall be deposited in the Oregon Health Authority Fund established under ORS 413.101. Moneys subject to a federal restriction or other funding source restriction must be accounted for separately from other fund moneys.

(5)(a) The authority shall submit a written report each biennium to the Governor and to the appropriate committee or interim committee of the Legislative Assembly to which matters of public health are assigned.

(b) The report submitted under this subsection must contain information describing:

(A) The activities carried out to enforce the laws listed in subsection (2) of this section during the previous biennium;

(B) The extent of success achieved in reducing the availability of tobacco products and inhalant delivery systems to persons under 21 years of age; and

(C) The strategies to be utilized for enforcing the laws listed in subsection (2) of this section during the biennium following the report.

(6) The authority shall adopt rules for conducting random inspections of establishments that distribute or sell tobacco products or inhalant delivery systems. The rules shall provide that inspections may take place:

(a) Only in areas open to the public;

(b) Only during the hours that tobacco products or inhalant delivery systems are distributed or sold; and

(c) No more frequently than once a month in any single establishment unless a compliance problem exists or is suspected.

LOCAL REGULATION

SECTION 17. Local regulation. (1) As used in this section:

(a) "Governing body of a local public health authority" has the meaning given that term in ORS 431.003.

(b) "Inhalant delivery system" has the meaning given that term in ORS 431A.175.

(c) "Local public health authority" has the meaning given that term in ORS 431.003.

(d) "Tobacco products" has the meaning given that term in ORS 431A.175.

(2) Each local public health authority may:

(a) Enforce, pursuant to an ordinance enacted by the governing body of the local public health authority, standards for regulating the retail sale of tobacco products and inhalant delivery systems for purposes related to public health and safety in addition to the standards described in paragraph (b) of this subsection, including qualifications for engaging in the retail sale of tobacco products or inhalant delivery systems that are in addition to the qualifications described in section 5 of this 2021 Act;

(b)(A) Administer and enforce standards established by state law or rule relating to the regulation of the retail sale of tobacco products and inhalant delivery systems for purposes related to public health and safety if the local public health authority and the Oregon Health Authority enter into an agreement pursuant to ORS 190.110; or

(B) Perform the duties described in this section in accordance with ORS 431.413 (2) or (3); and

(c) Use outreach and educational services to provide businesses that engage in the retail sale of tobacco products or inhalant delivery systems with information pertaining to local ordinances and rules, state laws and rules and federal laws and regulations regulating the retail sale of tobacco products and inhalant delivery systems.

(3)(a) A local public health authority may impose on businesses that engage in the retail sale of tobacco products or inhalant delivery systems a fee for paying the expenses of activities described in subsection (2) of this section. Pursuant to an agreement entered into under section 13 of this 2021 Act, the Department of Revenue shall collect the fee moneys for, and transfer the fee moneys to, the local public health authority. Moneys transferred to a local public health authority under this subsection must be deposited in a fund of the local public health authority. Moneys deposited in a fund under this subsection may only be spent by the local public health authority for the purposes of subsection (2) of this section.

(b) The governing body of a local public health authority may, pursuant to ORS 431.415, establish a schedule for the fees described in paragraph (a) of this subsection.

(4) A local public health authority may impose a civil penalty not to exceed $5,000 on a business that engages in the retail sale of tobacco products or inhalant delivery systems for violating a standard described in subsection (2) of this section. If a civil penalty is imposed under this section, a civil penalty may not be imposed for the commission of the same act under ORS 431A.178 or section 8 of this 2021 Act.

(5) The Oregon Health Authority shall:

(a) Subject to section 18 of this 2021 Act, ensure that state standards established by state law and rule regarding the regulation of the retail sale of tobacco products and inhalant delivery systems are administered and enforced consistently throughout this state;

(b) Establish a database or other mechanism for collecting information from local public health authorities and the general public regarding the regulation of the retail sale of tobacco products and inhalant delivery systems for purposes related to public health and safety, including any information related to complaints about a person that makes retail sales of tobacco products or inhalant delivery systems;

(c) Provide technical assistance to local public health authorities regarding the regulation of the retail sale of tobacco products and inhalant delivery systems;

(d) Assess the effectiveness of state and local programs for regulating the retail sale of tobacco products and inhalant delivery systems; and

(e) Adopt any rules necessary to implement or administer the provisions of this section.

(6)(a) A city or local public health authority may not adopt an ordinance that prohibits a premises that makes retail sales of tobacco products or inhalant delivery systems from being located at the same address as a pharmacy, as defined in ORS 689.005.

(b) A city or local public health authority that, on or before the effective date of this 2021 Act, adopted an ordinance described in paragraph (a) of this subsection may continue to enforce the ordinance on and after the effective date of this 2021 Act.

(7) Except as provided in section 18 of this 2021 Act, a city or local public health authority may not require a person that makes retail sales of tobacco products or inhalant delivery systems to hold a license or other authorization issued by the city or local public health authority in addition to the license issued under section 5 of this 2021 Act.

SECTION 18. Continuity. A city or local public health authority that, on or before January 1, 2021, and pursuant to an ordinance adopted by the governing body of the city or local public health authority, enforced standards described in section 17 (2)(a) of this 2021 Act and required that a person that makes retail sales of tobacco products or inhalant delivery systems in an area subject to the jurisdiction of the city or local public health authority hold a license or other authorization issued by the city or local public health authority may continue to enforce the standards and require the license or other authorization on and after the operative date specified in section 24 of this 2021 Act.

REPEAL

SECTION 19. Repeal. ORS 167.785 and 431A.180 are repealed.

APPLICABILITY

SECTION 20. Applicability. The amendments to ORS 431A.178 by section 15 of this 2021 Act apply to violations for conduct occurring on or after the operative date specified in section 24 of this 2021 Act.

FISCAL PROVISIONS

SECTION 21. Notwithstanding any other law limiting expenditures, the limitation on expenditures established by section 2 (4), chapter 441, Oregon Laws 2021 (Enrolled Senate Bill 5537), for the biennium beginning July 1, 2021, as the maximum limit for payment of expenses from fees, moneys or other revenues, including Miscellaneous Receipts and reimbursements from federal service agreements, but excluding lottery funds and federal funds not described in this section, collected or received by the Department of Revenue, for the Business Division, is increased by $1,174,046, for the implementation of sections 1 to 14 of this 2021 Act.

SECTION 22. Notwithstanding any other law limiting expenditures, the limitation on expenditures established by section 2 (1), chapter 668, Oregon Laws 2021 (Enrolled House Bill 5024), for the biennium beginning July 1, 2021, as the maximum limit for payment of expenses from fees, moneys or other revenues, including Miscellaneous Receipts, tobacco tax receipts, marijuana tax receipts, beer and wine tax receipts, provider taxes and Medicare receipts, but excluding lottery funds and federal funds not described in this section, collected or received by the Oregon Health Authority, for Health Systems, Health Policy and Analytics, and Public Health, is increased by $2,061,726.

CAPTIONS

SECTION 23. Unit and section captions. The unit and section captions used in this 2021 Act are provided only for the convenience of the reader and do not become part of the statutory law of this state or express any legislative intent in the enactment of this 2021 Act.

OPERATIVE AND EFFECTIVE DATES

SECTION 24. Operative date. (1) Sections 1 to 14 and 17 of this 2021 Act, the amendments to ORS 431A.178 and 431A.183 by sections 15 and 16 of this 2021 Act and the repeal of ORS 167.785 and 431A.180 by section 19 of this 2021 Act become operative on January 1, 2022.

(2) The Department of Revenue, the Oregon Health Authority and local public health authorities may take any action before the operative date specified in subsection (1) of this section that is necessary to enable the department, the Oregon Health Authority and local public health authorities to exercise, on and after the operative date specified in subsection (1) of this section, all the duties, functions and powers conferred on the department, the Oregon Health Authority and local public health authorities by sections 1 to 14 and 17 of this 2021 Act, the amendments to ORS 431A.178 and 431A.183 by sections 15 and 16 of this 2021 Act and the repeal of ORS 167.785 and 431A.180 by section 19 of this 2021 Act.

SECTION 25. This 2021 Act takes effect on the 91st day after the date on which the 2021 regular session of the Eighty-first Legislative Assembly adjourns sine die.

Approved by the Governor July 19, 2021
Filed in the office of Secretary of State July 19, 2021
Effective date September 25, 2021

AGENDA ITEM SUMMARY		
	Meeting Date:	January 18, 2022
	Meeting Type:	Regular Meeting
	Staff Contact/Dept.:	Mary Bridget Smith/CAO AJ Nytes/CMO
	Staff Phone No:	541-744-4061
	Estimated Time:	Consent Calendar
S P R I N G F I E L D C I T Y C O U N C I L	**Council Goals:**	Provide Financially Responsible and Innovative Government Services

ITEM TITLE:	AN ORDINANCE AMENDING SPRINGFIELD MUNICIPAL CODE 2.502, HISTORIC COMMISSION MEMBERSHIP
ACTION REQUESTED:	Adopt/Not Adopt the following ordinance: AN ORDINANCE AMENDING SPRINGFIELD MUNICIPAL CODE SECTION 2.502, MEMBERSHIP AND ADOPTING A SEVERABILITY CLAUSE.
ISSUE STATEMENT:	This action amends the Springfield Municipal Code 2.502 to reflect nine instead of seven Historic Commission members.
ATTACHMENTS:	Attachment 1: Ordinance
DISCUSSION/ FINANCIAL IMPACT:	A first reading of the proposed Ordinance was held on January 3, 2022. Pursuant to Council direction, the City's Historic Commission, in conjunction with the City Attorney's Office, has reviewed the Springfield Municipal Code sections which govern the Commission. It has been determined that to be consistent with Council direction and the membership for other similar boards, commissions and committees, SMC 2.502 should be revised to allow for nine commission members.

CITY OF SPRINGFIELD, OREGON
ORDINANCE NO. _____ (GENERAL)

AN ORDINANCE AMENDING SPRINGFIELD MUNICIPAL CODE SECTION 2.502, MEMBERSHIP AND ADOPTING A SEVERABILITY CLAUSE

WHEREAS, the Historic Commission was established by the Springfield City Council, codified in Springfield Municipal Code Sections 2.500-2.522 and serves at the will of the Council;

WHEREAS, Springfield Municipal Code, Section 2.502, provides that the membership of the Historic Commission shall consist of seven members;

WHEREAS, in an effort to have consistency among the City's various boards, commissions and committees, the number of members of the Historic Commission should be increased from seven to nine;

NOW, THEREFORE, THE COMMON COUNCIL OF THE CITY OF SPRINGFIELD ORDAINS AS FOLLOWS:

Section 1. Section 2.502 of the Springfield Municipal Code is hereby amended to read as follows:

> "The historic commission shall consist of nine members appointed by the mayor and council. In making the appointments, the council shall solicit recommendations from the Willamalane Park and Recreation District and Lane County School District #19 (Springfield schools). Members appointed to the historical commission shall be residents, electors, or property owners within Springfield, appointees of other Springfield public agencies, or specialists with expertise in the fields of architecture, history, architectural history, planning or archaeology, who live within the metro-area general plan boundaries. The development services director, or a duly authorized representative, shall be an ex-officio member of the commission. The director of the Springfield Museum shall also be an ex-officio member of the commission."

Section 2. Severability Clause. If any section, subsection, sentence, clause, phrase or portion of this Ordinance is, for any reason, held invalid or unconstitutional by a court of competent jurisdiction, such portion shall be deemed a separate, distinct and independent provision and such holding shall not affect the validity of the remaining portion hereof.

ADOPTED by the Common Council of the City of Springfield this _____ day of January, 2022, by a vote of _____ for and ____ against.

APPROVED by the Mayor of the City of Springfield this _____ day of January, 2022.

_____
Mayor

ATTEST:

_____
City Recorder

AGENDA ITEM SUMMARY		
	Meeting Date:	1/18/2022
	Meeting Type:	Regular Meeting
	Staff Contact/Dept.:	Robin Holman - DPW
	Staff Phone No:	541-726-3662
	Estimated Time:	Consent Calendar
S P R I N G F I E L D C I T Y C O U N C I L	**Council Goals:**	Mandate

ITEM TITLE:	LIQUOR LICENSE APPLICATION FOR A CHANGE OF OWNERSHIP AND CHANGE OF TRADE NAME FOR UNIQUE BUNGALOW INC DBA: GET N GO GROCERY-5.
ACTION REQUESTED:	Endorsement of OLCC Liquor License Application for Get N Go Grocery-5, located at 30 E Street Springfield, OR 97477.
ISSUE STATEMENT:	The owner of Unique Bungalow Inc has requested the City Council to endorse its OLCC Liquor License Application.
ATTACHMENTS:	Attachment 1: OLCC Liquor License Application.
DISCUSSION/ FINANCIAL IMPACT:	The license endorsement for Unique Bungalow Inc, DBA: Get N Go Grocery-5 is for a Change of Ownership and Change of Trade Name with Off-Premises Sales. The license application has been reviewed and approved by the appropriate City Departments.

OREGON LIQUOR CONTROL COMMISSION

LIQUOR LICENSE APPLICATION

PRINT FORM

RESET FORM

Kime

1. Application. **Do not include** any OLCC fees with your application packet (the license fee will be collected at a later time). Application is being made for:

License Applied For:	CITY AND COUNTY USE ONLY
☐ Brewery 1st Location	Date application received and/or date stamp: 12/28/2021
Brewery Additional location (2nd) ☐ (3rd) ☐	
☐ Brewery-Public House (BPH) 1st location	
BPH Additional location (2nd) ☐ (3rd) ☐	Name of City or County:
☐ Distillery	
☐ Full On-Premises, Commercial	
☐ Full On-Premises, Caterer	Recommends this license be: ☐ Granted ☐ Denied
☐ Full On-Premises, Passenger Carrier	
☐ Full On-Premises, Other Public Location	By:
☐ Full On-Premises, For Profit Private Club	
☐ Full On-Premises, Nonprofit Private Club	Date:
☐ Grower Sales Privilege (GSP) 1st location	
GSP Additional location (2nd) ☐ (3rd) ☐	**OLCC USE ONLY**
☐ Limited On-Premises	**Date application received:** 11/29/21
☒ Off-Premises	**Date application accepted:** 11/29/21
☐ Warehouse	
☐ Wholesale Malt Beverage & Wine	
☐ Winery 1st Location	**License Action(s):**
Winery Additional location (2nd) ☐ (3rd) ☐ (4th) ☐ (5th) ☐	C/O, C/TN

2. Identify the applicant(s) applying for the license(s). ***ENTITY (example: corporation or LLC) or INDIVIDUAL(S)***[1] applying for the license(s):

UNIQUE BUNGALOW INC

App #1: NAME OF ENTITY OR INDIVIDUAL APPLICANT

App #2: NAME OF ENTITY OR INDIVIDUAL APPLICANT

App #3: NAME OF ENTITY OR INDIVIDUAL APPLICANT

App #4: NAME OF ENTITY OR INDIVIDUAL APPLICANT

3. Trade Name of the Business (Name Customers Will See)
GET N GO GROCERY-5

4. Business Address (Number and Street Address of the Location that will have the liquor license)
30 E STREET

City	County	Zip Code
SPRINGFIELD	LANE	97477

[1] **Read the instructions on page 1 *carefully*.** If an entity is applying for the license, list the name of the entity as an applicant. If an individual is applying as a sole proprietor (no entity), list the individual as an applicant.

OLCC Liquor License Application (Rev. 9.28.20)

OREGON LIQUOR CONTROL COMMISSION

LIQUOR LICENSE APPLICATION

5. Trade Name of the Business (Name Customers Will See) GET N GO GROCERY-5			
6. Does the business address currently have an OLCC liquor license? ☒ YES ☐ NO			
7. Does the business address currently have an OLCC marijuana license? ☐ YES ☒ NO			
8. Mailing Address/PO Box, Number, Street, Rural Route (where the OLCC will send your license certificate, renewal application and other mailings as described in OAR 845-004-0065[1].) 5306 OLYMPIC CIRCLE			
City EUGENE	State OR	Zip Code 97402	
9. Phone Number of the Business Location 541-726-8860	**10.** Email Contact for this Application and for the Business mnu_mandy@yahoo.com		
11. Contact Person for this Application MANDIP KAUR	Phone Number 541-214-4313		
Contact Person's Mailing Address (if different) 5306 OLYMPIC CIRCLE	City EUGENE	State OR	Zip Code 97402

Please note that liquor license applications are public records. A copy of the application will be posted on the OLCC website for a period of several weeks.

ATTESTATION: **READ CAREFULLY AND MAKE SURE YOU UNDERSTAND BEFORE SIGNING THIS FORM**

I understand that marijuana is **prohibited** on the licensed premises. This includes marijuana use, consumption, ingestion, inhalation, samples, give-away, sale, etc. I attest that all answers on all forms and documents, and all information provided to the OLCC as a part of this application are true and complete.

I affirm that I have read OAR 845-005-0311 and all individuals (sole proprietors) or entities with an ownership interest (other than waivable ownership interest per OAR 845-005-0311[6]) are listed as license applicants in #2 above. I understand that failure to list an individual or entity who has an unwaivable ownership interest in the business may result in denial of my license or the OLCC taking action against my license in the event that an undisclosed ownership interest is discovered after license issuance.

Applicant(s) Signature

- Each individual (sole proprietor) listed as an applicant must sign the application below.
- If an applicant is an entity, such as a corporation or LLC, at least one ***INDIVIDUAL who is authorized to sign for the entity*** must sign the application.
- An individual with the authority to sign on behalf of the applicant (such as the applicant's attorney or an individual with power of attorney) may sign the application. If an individual other than an applicant signs the application, please provide written proof of signature authority. Attorneys signing on behalf of applicants may list the state of bar licensure and bar number in lieu of written proof of authority from an applicant. ***Applicants are still responsible for all information on this form.***

MANDIP KAUR **App. #1: (PRINT NAME)**	**App #1: (SIGNATURE)**	11/22/21 **App #1: Signature Date**	Atty. Bar Information (if applicable)
UPINDERJIT S. DHANJU **App. #2: (PRINT NAME)**	**App #2: (SIGNATURE)**	11/22/21 **App #2: Signature Date**	Atty. Bar Information (if applicable)
App. #3: (PRINT NAME)	**App #3: (SIGNATURE)**	**App #3: Signature Date**	Atty. Bar Information (if applicable)
App. #4: (PRINT NAME)	**App #4: (SIGNATURE)**	**App #4: Signature Date**	Atty. Bar Information (if applicable)

OLCC Liquor License Application (Rev. 9.28.20)

OREGON LIQUOR CONTROL COMMISSION

BUSINESS INFORMATION

Please Print or Type

Applicant Name: UNIQUE BUNGALOW INC Phone: 541-726-8860

Trade Name (dba): GET N GO GROCERY-5

Business Location Address: 30 E STREET

City: SPRINGFIELD, OR ZIP Code: 97477

DAYS AND HOURS OF OPERATION

Business Hours:

Sunday	7 AM	to	11 PM
Monday	7 AM	to	11 PM
Tuesday	7 AM	to	11 PM
Wednesday	7 AM	to	11 PM
Thursday	7 AM	to	11 PM
Friday	7 AM	to	11 PM
Saturday	7 AM	to	11 PM

Outdoor Area Hours:

Sunday		to	
Monday		to	
Tuesday		to	
Wednesday	N/A	to	
Thursday		to	
Friday		to	
Saturday		to	

N/A

The outdoor area is used for:

- ☐ Food service Hours: _____ to _____
- ☐ Alcohol service Hours: _____ to _____
- ☐ Enclosed, how N/A

The exterior area is adequately viewed and/or supervised by Service Permittees.

_____ (Investigator's Initials)

Seasonal Variations: ☐ Yes ☑ No If yes, explain: _____

ENTERTAINMENT

Check all that apply:

- ☐ Live Music
- ☐ Recorded Music
- ☐ DJ Music
- ☐ Dancing
- ☐ Nude Entertainers
- ☐ Karaoke
- ☐ Coin-operated Games
- ☐ Video Lottery Machines
- ☐ Social Gaming
- ☐ Pool Tables
- ☐ Other: N/A

N/A

DAYS & HOURS OF LIVE OR DJ MUSIC

Sunday		to	
Monday		to	
Tuesday		to	
Wednesday		to	
Thursday		to	
Friday		to	
Saturday		to	

N/A

SEATING COUNT

Restaurant: _____ Outdoor: _____

Lounge: _____ Other (explain): _____

Banquet: _____ Total Seating: _____

OLCC USE ONLY

Investigator Verified Seating: ____(Y) ____(N)

Investigator Initials: _____

Date: _____

I understand if my answers are not true and complete, the OLCC may deny my license application.

Applicant Signature: _____ **Date:** 11/22/2021

1-800-452-OLCC (6522)

www.oregon.gov/olcc

(rev. 12/07)

AGENDA ITEM SUMMARY		
	Meeting Date:	1/18/2022
	Meeting Type:	Regular Meeting
	Staff Contact/Dept.:	Robin Holman - DPW
	Staff Phone No:	541-726-3662
	Estimated Time:	Consent Calendar
S P R I N G F I E L D C I T Y C O U N C I L	**Council Goals:**	Mandate

ITEM TITLE:	LIQUOR LICENSE APPLICATION FOR A NEW OUTLET FOR FAMILY NGUYEN LLC, DBA: NAILS NOW.
ACTION REQUESTED:	Endorsement of OLCC Liquor License Application for Nails Now, located at 3266 Gateway St. Suite 102 Springfield, OR 97477.
ISSUE STATEMENT:	The owner of Family Nguyen LLC has requested the City Council to endorse its OLCC Liquor License Application.
ATTACHMENTS:	Attachment 1: OLCC Liquor License Application.
DISCUSSION/ FINANCIAL IMPACT:	The license endorsement for Family Nguyen LLC, DBA: Nails Now is for a New Outlet with Limited On-Premises Sales. The license application has been reviewed and approved by the appropriate City Departments.

OREGON LIQUOR CONTROL COMMISSION

LIQUOR LICENSE APPLICATION

PRINT FORM

RESET FORM

1. Application. **Do not include** any OLCC fees with your application packet (the license fee will be collected at a later time). Application is being made for:

License Applied For:	CITY AND COUNTY USE ONLY
☐ Brewery 1st Location	Date application received and/or date stamp: 1/4/2022
Brewery Additional location (2nd) ☐ (3rd) ☐	
☐ Brewery-Public House (BPH) 1st location	Name of City or County:
BPH Additional location (2nd) ☐ (3rd) ☐	
☐ Distillery	Recommends this license be:
☐ Full On-Premises, Commercial	☐ Granted ☐ Denied
☐ Full On-Premises, Caterer	By:
☐ Full On-Premises, Passenger Carrier	Date:
☐ Full On-Premises, Other Public Location	
☐ Full On-Premises, For Profit Private Club	**OLCC USE ONLY**
☐ Full On-Premises, Nonprofit Private Club	**Date application received:** 10/6/2021
☐ Grower Sales Privilege (GSP) 1st location	
GSP Additional location (2nd) ☐ (3rd) ☐	**Date application accepted:** 10/12/2021
☒ Limited On-Premises	
☐ Off-Premises	
☐ Warehouse	
☐ Wholesale Malt Beverage & Wine	**License Action(s):** N/O
☐ Winery 1st Location	
Winery Additional location (2nd) ☐ (3rd) ☐ (4th) ☐ (5th) ☐	

2. Identify the applicant(s) applying for the license(s). ***ENTITY (example: corporation or LLC) or INDIVIDUAL(S)***[1] applying for the license(s):

Family Nguyen LLC

App #1: NAME OF ENTITY OR INDIVIDUAL APPLICANT

App #2: NAME OF ENTITY OR INDIVIDUAL APPLICANT

App #3: NAME OF ENTITY OR INDIVIDUAL APPLICANT

App #4: NAME OF ENTITY OR INDIVIDUAL APPLICANT

3. Trade Name of the Business (Name Customers Will See)

Nails Now

4. Business Address (Number and Street Address of the Location that will have the liquor license)

3266 Gateway St Suite 102

City	County	Zip Code
Springfield	Lane	97477

[1] **Read the instructions on page 1 *carefully.*** If an entity is applying for the license, list the name of the entity as an applicant. If an individual is applying as a sole proprietor (no entity), list the individual as an applicant.

OREGON LIQUOR CONTROL COMMISSION

LIQUOR LICENSE APPLICATION

5. Trade Name of the Business (Name Customers Will See) Nails Now			
6. Does the business address currently have an OLCC liquor license? ☐ YES ☒ NO			
7. Does the business address currently have an OLCC marijuana license? ☐ YES ☒ NO			
8. Mailing Address/PO Box, Number, Street, Rural Route (where the OLCC will send your license certificate, renewal application and other mailings as described in OAR 845-004-0065[1].) 3266 Gateway St Suite 102			
City Springfield	State OR	Zip Code 97477	
9. Phone Number of the Business Location 5419880125	**10.** Email Contact for this Application and for the Business sunny.nguyen57@yahoo.com		
11. Contact Person for this Application Xuan Nguyen	Phone Number 5419880125		
Contact Person's Mailing Address (if different) S/A	City	State	Zip Code

Please note that liquor license applications are public records. A copy of the application will be posted on the OLCC website for a period of several weeks.

ATTESTATION: **READ CAREFULLY AND MAKE SURE YOU UNDERSTAND BEFORE SIGNING THIS FORM**

I understand that marijuana is **prohibited** on the licensed premises. This includes marijuana use, consumption, ingestion, inhalation, samples, give-away, sale, etc. I attest that all answers on all forms and documents, and all information provided to the OLCC as a part of this application are true and complete.

I affirm that I have read OAR 845-005-0311 and all individuals (sole proprietors) or entities with an ownership interest (other than waivable ownership interest per OAR 845-005-0311[6]) are listed as license applicants in #2 above. I understand that failure to list an individual or entity who has an unwaivable ownership interest in the business may result in denial of my license or the OLCC taking action against my license in the event that an undisclosed ownership interest is discovered after license issuance.

Applicant(s) Signature

- Each individual (sole proprietor) listed as an applicant must sign the application below.
- If an applicant is an entity, such as a corporation or LLC, at least one ***INDIVIDUAL who is authorized to sign for the entity*** must sign the application.
- An individual with the authority to sign on behalf of the applicant (such as the applicant's attorney or an individual with power of attorney) may sign the application. If an individual other than an applicant signs the application, please provide written proof of signature authority. Attorneys signing on behalf of applicants may list the state of bar licensure and bar number in lieu of written proof of authority from an applicant. ***Applicants are still responsible for all information on this form.***

Xuan Nguyen **App. #1: (PRINT NAME)**	Xuan Nguyen **App #1: (SIGNATURE)**	06/24/2021 **App #1: Signature Date**	Atty. Bar Information (if applicable)
App. #2: (PRINT NAME)	**App #2: (SIGNATURE)**	**App #2: Signature Date**	Atty. Bar Information (if applicable)
App. #3: (PRINT NAME)	**App #3: (SIGNATURE)**	**App #3: Signature Date**	Atty. Bar Information (if applicable)
App. #4: (PRINT NAME)	**App #4: (SIGNATURE)**	**App #4: Signature Date**	Atty. Bar Information (if applicable)

OREGON LIQUOR CONTROL COMMISSION

BUSINESS INFORMATION

Please Print or Type

Applicant Name: FAMILY NGUYEN LLC Phone: _____

Trade Name (dba): NAILS NOW

Business Location Address: 3266

City: _____ ZIP Code: _____

DAYS AND HOURS OF OPERATION

Business Hours:

Sunday	11AM	to	6PM
Monday	10 AM	to	7 PM
Tuesday	10 AM	to	7 PM
Wednesday	10 AM	to	7 PM
Thursday	10 AM	to	7 PM
Friday	10 AM	to	7 PM
Saturday	10 AM	to	7 PM

Outdoor Area Hours:

N/A

Sunday		to	
Monday		to	
Tuesday		to	
Wednesday		to	
Thursday		to	
Friday		to	
Saturday		to	

The outdoor area is used for:

- ☐ Food service Hours: _____ to _____
- ☐ Alcohol service, Hours: _____ to _____
- ☐ Enclosed, how _____

N/A

The exterior area is adequately viewed and/or supervised by Service Permittees.

_____ (Investigator's Initials)

Seasonal Variations: ☐ Yes ☒ No If yes, explain: _____

ENTERTAINMENT

Check all that apply:

- ☐ Live Music
- ☐ Recorded Music
- ☐ DJ Music
- ☐ Dancing
- ☐ Nude Entertainers
- ☐ Karaoke
- ☐ Coin-operated Games
- ☐ Video Lottery Machines
- ☐ Social Gaming
- ☐ Pool Tables
- ☐ Other: _____

NONE

DAYS & HOURS OF LIVE OR DJ MUSIC

NONE

Sunday		to	
Monday		to	
Tuesday		to	
Wednesday		to	
Thursday		to	
Friday		to	
Saturday		to	

SEATING COUNT

Restaurant: _____ Outdoor: _____

Lounge: _____ Other (explain): _____

Banquet: _____ Total Seating: 20

OLCC USE ONLY

Investigator Verified Seating: ____(Y) ____(N)

Investigator Initials: _____

Date: _____

I understand if my answers are not true and complete, the OLCC may deny my license application.

Applicant Signature: _____ **Date:** 10/22/2021

1-800-452-OLCC (6522)

www.oregon.gov/olcc

(rev. 12/07)

AGENDA ITEM SUMMARY		
	Meeting Date:	1/18/2022
	Meeting Type:	Regular Meeting
	Staff Contact/Dept.:	Erin Fifield/DPW
	Staff Phone No:	541-726-2302
	Estimated Time:	Consent Calendar
S P R I N G F I E L D C I T Y C O U N C I L	**Council Goals:**	Encourage Economic Development and Revitalization through Community Partnerships

ITEM TITLE:	LANE COUNTY COMMUNITY DEVELOPMENT BLOCK GRANT INTERGOVERNMENTAL AGREEMENT (IGA)
ACTION REQUESTED:	Authorize the City Manager to execute the Intergovernmental Agreement (IGA) for Human Services with Lane County for the allocation of Community Development Block Grant funds in FY22.
ISSUE STATEMENT:	The Human Services Commission (HSC) is an intergovernmental committee made up of Lane County, Eugene, and Springfield elected officials, which collectively manages the funding of human services. For FY22, City Council approved $100,548 in Community Development Block Grant (CDBG) funds to support the HSC.
ATTACHMENTS:	Attachment 1: FY22 Lane County IGA for Human Services
DISCUSSION/ FINANCIAL IMPACT:	The Human Services Commission is an intergovernmental commission comprised of Springfield, Eugene, and Lane County elected officials and budget committee members to address basic needs of low-income residents. Springfield, Eugene, and Lane County pool their state and federal grants and general fund contributions to be administered by the HSC. The HSC then contracts with public and nonprofit human service providers who serve specific community needs. 100% of Springfield's CDBG allocation goes directly to the service providers and is not used to pay for Lane County staff to administer the grants. This allocation will pay for the staff delivery costs at four local nonprofits serving low-income residents in Springfield: Catholic Community Services, Food for Lane County, Relief Nursery, and Hope and Safety Alliance (formerly WomenSpace). This IGA authorizes payment of Springfield's CDBG allocation to the HSC for FY22.

INTERGOVERNMENTAL AGREEMENT
FOR USE OF COMMUNITY DEVELOPMENT BLOCK GRANT FUNDS
FOR HUMAN SERVICES

BETWEEN:	City of Springfield, a unit of local government of the State of Oregon (SPRINGFIELD) DUNS #046280525
AND:	County of Lane, a unit of local government of the State of Oregon (LANE COUNTY) DUNS #030786248
EFFECTIVE DATE:	July 1, 2021
CONTRACT NUMBER:	**Lane County** 56651

RECITALS

THIS Agreement is made and entered into by the CITY OF SPRINGFIELD, a municipal corporation of the State of Oregon, and the LANE COUNTY, a political subdivision of the State of Oregon, hereinafter referred to as SPRINGFIELD and COUNTY, respectively.

A. ORS 190.010 and the Lane County Home Rule Charter provide that units of local government may enter into agreements for the performance of functions and activities that a party to the agreement, its officers or agencies, have authority to perform.

B. SPRINGFIELD desires to enter into a subrecipient agreement with COUNTY for use of Community Development Block Grant (CDBG) funds, CFDA No. 14.218, FAIN# B-21-MC-41-0002, Federal Award Date 6/16/21, Program Year 7/1/21-6/30/22, in support of human services that address the needs of low-income persons residing within the City of Springfield.

C. SPRINGFIELD and COUNTY desire to enter into an agreement to allow for reimbursement of eligible CDBG costs incurred by subrecipients of the COUNTY up to $100,548 for services provided between July 1, 2021 and June 30, 2022.

D. COUNTY will use CDBG funds according to the terms and conditions set forth herein and in the following exhibits:

Exhibit A	Scope of Work and Budget
Exhibit B	Performance of Management Activities
Exhibit C	CDBG Regulations and Requirements
Exhibit D	Client/Households Data Report
Exhibit E	FFATA Form

AGREEMENT

1. Use of CDBG Funds for Human Services. SPRINGFIELD agrees to reimburse COUNTY for up to $100,548 in CDBG funds for eligible costs for human services provided to low- income persons residing within the City of Springfield. Services shall be provided by subrecipient agencies of the COUNTY as described in Exhibit A. COUNTY's Department of Health and Human Services shall be responsible for the general administration and management of the human services program including service planning, monitoring, evaluation, and reporting of contracted services as described in Exhibit B.

2. Time for Completion. COUNTY may request reimbursement for eligible costs incurred between July 1, 2021 and June 30, 2022.

3. Consideration. Payment requests shall be based on actual costs incurred by COUNTY. Payment requests shall be accompanied by documentation of actual expenses for eligible CDBG public service activities. Request for payment must be made by July 30, 2022.

4. Contract Administration. Each party designates the following as its representative for purposes of administering this contract:

   CITY: Erin Fifield
   Community Development Analyst
   225 Fifth St, Springfield OR 97477
   efifield@springfield-or.gov

   COUNTY: Robin Scott
   Sr. Program Services Coordinator
   151 W. 7th, Ste 520, Eugene OR 97401
   Robin.scott@lanecountyor.gov

   Either party may change its designated representative by giving written notice to the other.

5. Reporting, Records, and Inspection. COUNTY shall provide client beneficiary and financial reports to SPRINGFIELD in accordance with federal requirements identified in Attachments C, D, and E. COUNTY shall maintain records of its charges and supporting documentation under this contract for a period of not less than five full fiscal years. COUNTY shall make its records available upon request for monitoring by SPRINGFIELD and HUD as needed.

6. Indemnification. To the extent allowed by the Oregon Constitution and the Oregon Revised Statutes, each of the parties hereto agrees to defend, indemnify, and save the other harmless from any claims, liability or damages including attorney fees arising out of any error, omission or act of negligence on the part of the indemnifying party, its officers, agents, or employees in the performance of this agreement.

7. Status. In providing the services specified in this agreement (and any associated services) both parties are public bodies and maintain their public body status as specified in ORS 30.260. Both parties understand and acknowledge that each retains all immunities and privileges granted them by the Oregon Tort Claims Act (ORS 30.260 through 30.300) and any and all other statutory rights granted as a result of their status as local public bodies.

8. Subcontracting. COUNTY shall enter into subrecipient agreements with agencies to perform eligible CDBG public services in accordance with the scope of services provided in Attachment A and HUD rules and regulations provided in Attachment C. All provisions of this agreement shall apply to subrecipient agreements between the COUNTY and agencies performing CDBG public services.

9. Assignment. COUNTY shall not assign this contract, in whole or in part, or any right or obligation hereunder, without SPRINGFIELD's prior written approval.

10. Compliance with Laws. Both parties shall comply with all applicable federal, state, and local laws, rules, ordinances, and regulations at all times related to CDBG public service activities and subrecipient requirements including but not limited to those described in Exhibit C.

11. Conflict of Interest. No persons, as described in the following paragraph, who exercise or have exercised any functions or responsibilities with respect to activities assisted with CDBG funds covered in this contract, or are in a position to participate in the decision- making process or gain inside information with regard to such activity, may obtain a personal or financial interest or benefit from a CDBG assisted activity, or have an interest in any contract, subcontract or agreement with respect thereto, or the proceeds thereunder, either for themselves or those with whom they have family or business ties, during their tenure or for one year thereafter. Persons covered in the conflict of interest provisions above include any person who is an employee, agent, consultant, officer, or elected official or appointed official of the COUNTY and its subrecipients.

12. Financial Procedures. Both parties shall comply with the requirements and standards of 2 CFR 200 and 225 and those described in Attachment C.

13. Notices. Any notices permitted or required by this contract shall be deemed given when personal delivered or upon deposit in the United States mail, postage fully prepaid, certified, return receipt requested and addressed to the representative designated in Section 4. In addition, if directions for telephonic or electronic transmission (fax or email) are set forth below, notices may be delivered by fax or email. Notices sent by certified mail will be deemed delivered three business days after placement in the mail and notices sent by fax or email will be deemed when successful transmission is electronically confirmed.

14. Arbitration. Any controversy regarding the terms and conditions of this agreement shall be submitted to arbitration. Any party may request arbitration by written notice to the other. If the parties cannot agree on a single arbitrator within fifteen days from the giving of notice, each party shall within five days select a person to represent that party and the two arbitrators shall immediately select a third impartial person to complete a three member arbitration panel. If the two arbitrators cannot agree within fifteen days on the third arbitrator, then either party may petition the Presiding Judge of the Lane County Circuit Court to select the third arbitrator. The panel shall conduct the arbitration in accordance with the provisions of ORS Chapter 33, or the corresponding provisions of any such future law. The arbitrator(s) shall assess all or part of the cost of the arbitration, including attorney fees, to any or all parties.

15. Integration. This contract embodies the entire agreement of the parties. There are no promises, terms, conditions or obligations other than those contained herein. This contract shall supersede all prior communications, representations or agreements, either oral or written, between the parties. This contract shall not be amended except in writing, signed by both parties.

16. Interpretation. This contract shall be governed by and interpreted in accordance with the laws of the State of Oregon.

17. Anti-Lobbying. COUNTY certifies, to the best of its knowledge and belief, that:

a. No Federal appropriated funds have been paid or will be paid, by or on behalf of the undersigned, to any person for influencing or attempting to influence an officer or employee of an agency, a Member of Congress, an officer or employee of Congress, or an employee of a Member of Congress in connection with the awarding of any Federal contract, the making of any Federal grant, the making of any Federal loan, the entering into of any cooperative agreement, and the extension, continuation, renewal, amendment, or modification of any Federal contract, grant, loan, or cooperative agreement.

b. If any funds other than Federal appropriated funds have been paid or will be paid to any person for influencing or attempting to influence an officer or employee of any agency, a Member of Congress, an officer or employee of Congress, or an employee of a Member of Congress in connection with this Federal contract, grant, loan, or cooperative agreement, the undersigned shall complete and submit Standard Form-LLL, “Disclosure Form to Report Lobbying," in accordance with its instructions.

CITY OF SPRINGFIELD

_____
Nancy Newton
Springfield City Manager

Date: _____

LANE COUNTY

_____
Steve Mokrohisky
County Administrator

Date: _____

REVIEWED & APPROVED
AS TO FORM
Kristina Kraaz
DATE: 1/11/2022
SPRINGFIELD CITY ATTORNEY'S OFFICE

EXHIBIT A
SCOPE OF WORK AND BUDGET

Subject to terms and conditions of the Agreement, COUNTY shall use $100,548 in CDBG funds for CDBG eligible public services described below. Funds shall be used for personnel expense of employees working directly on the funded program identified and no indirect charges shall be allowed.

Agency	Description of Service	Budget
Catholic Community	Community Service Center	$42,303
Catholic Community Services, Springfield	OASIS Homeless Family Access Center	$16,199
FOOD for Lane County	Hunger Relief – Food Distribution	$19,770
Relief Nursey	Child Abuse Prevention	$14,247
Hope & Safety Alliance	Access Center for Victims of Domestic	$8,029
Total		**$100,548**

EXHIBIT B
PERFORMANCE OF MANAGEMENT ACTIVITIES

The Human Services Commission provides coordination for the Eugene and Springfield City Councils and the Lane County Board of Commissioners on matters concerning human services policy, planning and funding, including:

- Pursues regional cooperation in the planning, funding and delivery of human services
- Engages in research and makes recommendations for regional partners' funding, planning, policy, programs and partnerships on emergent issues and concerns in the area of human services
- Develops recommendations on priorities for the allocation of regional resources to meet identified human needs
- Evaluates and makes recommendations on all submitted jurisdictional requests for funding of human services
- Develops and manages a variety of community resources to maximize the benefit on human needs
- Guides and optimizes the use of partners' resources in addressing major community issues and concerns
- Evaluates and reviews the performance of individual human service agencies
- Develops a regional plan for human service efforts supported by local government, ensuring community involvement
- Coordinates with other groups and human service planning agencies and organizations
- Reviews city and county actions which may affect the availability and quality of human service delivery in the county
- Encourages collaboration in seeking regional solutions to human service needs
- Encourages caring and action on human needs in the community by raising awareness

COUNTY agrees to carry out the following activities in order to manage the Human Services Commission Program operations:

I. Contract Monitoring

A. Conduct quarterly monitoring of agency contracts compliance by reviewing minutes and financial statements.

B. Conduct semiannual review of program progress reports.

C. Review annual audits.

D. Conduct biennial site visits to all subcontracted agencies.

E. Provide technical assistance as needed to agencies in solving problems affecting their contract performance.

II. Accounting

A. Set-up payment schedule for subcontractors.

B. Track receipt of revenues from Springfield and disbursements of the funds to subcontracted agencies.

C. Bill city of Springfield.

III. General Management

A. Prepare annual budget, monitor and adjust as necessary.

B. Prepare annual program and fiscal reports for the Human Services Commission and all reports required by other funding agencies.

C. Make records available to city of Springfield as requested.

D. Conduct human services and homeless assistance planning process

E. Perform resource development activities.

F. Staff the Human Services Commission, Poverty and Homelessness Board and related subcommittees.

G. Coordinate program activities.

H. Promote and maintain public relations with other community organizations and the general public.

Exhibit C
COMMUNITY DEVELOPMENT BLOCK GRANT AGREEMENT
REGULATIONS AND REQUIREMENTS

1. COUNTY shall provide a process for allocating federal Housing and Community Development Block Grant (CDBG) funds to operate social service agencies serving extremely low-income, very low-income and low-income persons in the city of Springfield. COUNTY shall, through their Human Services Commission (HSC) process, select agencies appropriate for funding. COUNTY Department of Health and Human Services (H&HS) shall provide ongoing administration and implementation of contracts with agencies for services at no charge to CDBG from July 1, 2021 through June 30, 2022. H&HS shall manage contracts, monitor, evaluate, and pay agencies directly for public services based on the terms and conditions set forth herein and in Exhibit D and Exhibit E.

2. COUNTY shall select agencies for funding with CDBG funds that either: 1) provide a new service; or 2) demonstrate a quantifiable increase in the service level provided in the prior twelve (12) months. This increase must be demonstrated using quantifiable "units of measure"; for example, "meals provided" or "nights of shelter". Once an agency has met one of these tests, the agency can continue to receive subsequent CDBG funding.

3. COUNTY shall review agency/county contracts, including but not limited to, agency Program Agreements (scope of work) and CDBG budgets, and shall verify CDBG eligibility of HSC selected agencies with SPRINGFIELD prior to COUNTY entering into contracts for CDBG funds.

4. COUNTY shall require that all contracts between COUNTY and CDBG funded agencies shall include a description/scope of work to be performed, a schedule for completing the work, and a budget. Contracts shall provide a separate description/scope (service indicators) and budget for services provided with CDBG funds. COUNTY shall require that items shall be in sufficient detail to provide a sound basis to effectively monitor performance under this contract.

   COUNTY shall require that all services provided by CDBG funds must either serve Springfield residents of extremely low, very low or low-income directly or serve a Springfield area where at least 51% of the residents are extremely low, very low or low-income.

   COUNTY shall direct agencies providing direct services to determine eligibility of clients/households according to the most current HUD Family Income Guidelines for Springfield, Oregon. The Income Guidelines are updated annually by the U.S. Department of Housing and Urban Development at https://www.huduser.gov/portal/datasets/il.html.

5. COUNTY shall perform ongoing monitoring and site visits. COUNTY shall maintain documentation of agency services provided and payments received.

   COUNTY shall require that agencies, which provide "direct" benefits, maintain documentation on unduplicated clients/households receiving services funded by CDBG. Documentation shall include information on residency, income, ethnic data, race, female head of household, and disability status. A sample client/household documentation collection sheet is attached as Exhibit D. Client/household information

shall be compiled and submitted to SPRINGFIELD quarterly, no later than the last day of the month following the end of the quarter.

6. COUNTY shall require that any program income generated through COUNTY contracts using CDBG funds shall be reported to SPRINGFIELD, and upon approval, committed to the CDBG funded project to advance eligible objectives.

7. SPRINGFIELD reimbursement to COUNTY of CDBG funds shall not exceed $100,548 for services provided by eligible social service agencies as detailed in attached Exhibit - A. COUNTY shall forward to SPRINGFIELD monthly agency service performance reports in conjunction with payment reimbursement requests based on actual expenses incurred by agencies in the performance of those services.

8. SPRINGFIELD will review performance reports and reimbursement requests for cost eligibility and appropriateness, based on the approved CDBG detailed budget in County/agency contracts. Reimbursement payment items must be properly documented and available for review. Should SPRINGFIELD determine agency services or reimbursement requests to be unacceptable, SPRINGFIELD shall withhold outstanding reimbursement payments until corrective action is completed. Should SPRINGFIELD determine any cost to be ineligible and/or inappropriate for CDBG funds, said cost shall not be reimbursed to COUNTY. Should SPRINGFIELD determine COUNTY to have materially failed to comply with any term of contract, SPRINGFIELD may suspend or terminate social services contract management responsibility of CDBG funded agencies.

9. COUNTY shall maintain records of its charges to SPRINGFIELD under this contract for a period of not less than five full fiscal years following COUNTY'S completion of this contract. Upon reasonable advance notice, SPRINGFIELD or its authorized representatives may from time to time inspect, audit, and make copies of any of COUNTY'S records that relate to this contract. If any audit by SPRINGFIELD discloses that payments to COUNTY were in excess of the amount to which COUNTY is entitled under this contract, COUNTY shall promptly pay to SPRINGFIELD the amount of such excess. If the excess is greater than 1% of the contract amount, COUNTY shall also reimburse City its reasonable costs incurred in performing the audit.

10. COUNTY shall comply, and shall require compliance by agencies selected for CDBG funding, with all applicable federal, state, and local laws, rules, ordinances, and regulations at all times and in the performance of the work.

    COUNTY shall comply with the policies, guidelines, requirements, and standards of 2 CFR 200, Uniform Administrative Requirements, Cost Principles, and Audit Requirements of Federal Awards and 2 CFR 225 Cost Principles for State, Local, and Indian Tribal Governments.

    COUNTY shall require compliance by social service agencies with the requirements and standards of 2 CFR 200, Uniform Administrative Requirements, Cost Principles, and Audit Requirements of Federal Awards and 2 CFR 230, Cost Principles for Non-Profit Organizations.

    COUNTY shall comply, and shall require compliance by agencies selected for CDBG funding, with the requirements and standards of HUD Section 504 of the Rehabilitation Act of 1973 (as amended). As a subrecipient of SPRINGFIELD CDBG, COUNTY and CDBG funded agencies are designated as recipient organizations as it applies to

Section 504 regulations.

COUNTY shall require that no person be excluded from participation in or be denied benefits of or be subjected to discrimination in any programs, activities, facilities, housing, or employment opportunities based on race, color, national origin, religion, sex, age, familial status, or handicap in accordance with P.L. 88-352 (Title VI), P.L. 90-284 (Title VIII), Executive Order (E.O.) 11063, as amended by E.O. 12259, Section 109 of the Act, E.O. 11246, as amended by E.O. 12086, and Section 3 of the Act.

11. COUNTY shall require access to COUNTY and contractor social service agency records and financial statements, as necessary, to provide effective monitoring and evaluation of program performance. Upon reasonable advance notice, SPRINGFIELD or its authorized representatives may from time to time inspect, audit, and make copies of any of COUNTY and/or CDBG funded social service agencies records that relate to this contract.

12. Should COUNTY select to fund public services provided by a religious organization, COUNTY shall require that the following conditions are met and terms incorporating these conditions are set out in an agreement between COUNTY and the providing agency.

    If an Agency represents that it is, or may be deemed to be, a religious or denominational institution or organization, or an organization operated for religious purposes, which is supervised or controlled by, or in connection with a religious or denominational institution or organization, then Agency certifies that:

    a. Agency agrees to provide public services in a manner free from religious influence;

    b. Agency will not discriminate in employment practices based on religion;

    c. Agency will not discriminate against program applicants based on religion;

    d. Agency will not give preference to certain religions in the provision of housing and services;

    e. Agency will provide no religious instructions while providing the public services;

    f. Agency will not provide religious services or other forms of proselytizing while providing the public services; and

    g. Agency will exert no other religious influence in providing housing or services.

13. COUNTY agrees to abide by, and shall agencies selected for CDBG funding to abide by, the provisions of 2 CFR 200, 225 and 24 CFR 570.611, which include (but are not limited to) the following:

    a. COUNTY shall maintain a written code or standards of conduct that shall govern the performance of its officers, employees or agents engaged in the award and administration of contracts supported by Federal funds.

    b. No employee, officer or agent of COUNTY shall participate in the selection, or in the award, or administration of, a contract supported by Federal funds if a

conflict of interest, real or apparent, would be involved.

c. No covered persons who exercise or have exercised any functions or responsibilities with respect to CDBG-assisted activities, or who are in a position to participate in a decision-making process or gain inside information with regard to such activities, may obtain a financial interest in any contract, or have a financial interest in any contract, subcontract, or agreement with respect to the CDBG-assisted activity, or with respect to the proceeds from the CDBG-assisted activity, either for themselves or those with whom they have business or immediate family ties, during their tenure or for a period of one (1) year thereafter. For purposes of this paragraph, a "covered person" includes any person who is an employee, agent, consultant, officer, or elected or appointed

official of the COUNTY and subrecipient agencies.

14. COUNTY shall complete and submit to SPRINGFIELD, Exhibit “E” attached hereto “Federal Funding Accountability and Transparency Act (FFATA) Data Collection Form,” and COUNTY shall require all subrecipients to complete a like form and submit to COUNTY prior to disbursement of any funds. COUNTY will report to FSRS – Federal Funding Accountability and Transparency Act Subaward Reporting System – any subreciepient receiving equal to or great than $30,000 in federal funding during the contract year.

EXHIBIT D

CDBG INFORMATION - SPRINGFIELD

ONLY INCLUDE INDIVIDUALS & HOUSEHOLDS THAT DIRECTLY BENEFIT FROM CDBG FUNDING

Agency: Reporting Period:

Program: Activity:

SP Name:

NOTE: NUMBERS REPORTED FOR CDBG FUNDING ARE FOR THE FISCAL YEAR BEGINNING JULY 1 AND ENDING JUNE 30, THEREFORE, EACH JULY 1ST START OVER AT 0.

	Qtr 1 July-Sept	Qtr 2 Oct-Dec	Qtr 3 Jan-Mar	Qtr 4 Apr-June	YTD
Unduplicated Individuals	0	0	0	0	0

INDIVIDUAL RACE & ETHNICITY

						YTD	YTD Combined
White	Non Hispanic					0	0
	Hispanic					0	
Black/African American	Non Hispanic					0	0
	Hispanic					0	
Black/African American & White	Non Hispanic					0	0
	Hispanic					0	
Asian	Non Hispanic					0	0
	Hispanic					0	
Asian &White	Non Hispanic					0	0
	Hispanic					0	
American Indian/Alaska Native	Non Hispanic					0	0
	Hispanic					0	
American Indian/Alaska Native & White	Non Hispanic					0	0
	Hispanic					0	
American Indian/Alaska Native & Black	Non Hispanic					0	0
	Hispanic					0	
Native Hawaiian/Other Pacific Islander	Non Hispanic					0	0
	Hispanic					0	
Other Racial Combination	Non Hispanic					0	0
	Hispanic					0	
Race Unknown/Refus ed/Other and Non-His panic/Non-Latino						0	
Race Unknown/Refus ed/Other and Hispanic/Latino						0	
Race Known & Ethnicity Unknown/Refus ed						0	
Race & Ethnicity Unknown/Refus ed/Other						0	
Total Individuals		0	0	0	0	0	
Total Hispanic Individuals		0	0	0	0	0	

INCOME LEVEL (based on household income)

Income Level - Extremely Low-30%					0
Income Level - Low- 50%					0
Income Level - Moderate-80%					0
Total Individuals	0	0	0	0	0

OTHER

Disabled Individuals					0
Female Head of Household					0

YTD

YTD # of Springfield individuals provided with X					0
Annual goal of Springfield individuals provided with X	0				
% of annual goal					#DIV/0!

EXHIBIT E
Federal Funding Accountability and Transparency Act (FFATA)
Data Collection Form

Federal funds that require compliance with the Federal Funding Accountability and Transparency Act support this agreement between the City of Springfield and your organization. The purpose of the Transparency Act is to make information available online so the public can see how recipients spend federal funds.

Your organization must have a Data Universal Numbering System (DUNS®) number to comply with the act and be eligible to enter into this agreement. If you do not already have one, you may get a DUNS number free of charge by contacting Dun and Bradstreet at www.dnb.com. City of Springfield also encourages registration with the System for Award Manage- ment (SAM) to reduce data entry by both the City and your organization. You may register with SAM free of charge at
www.sam.gov. City will report information about your organization and this agreement to the federal government as required by Title 2 CFR, Part 25. The public can view this information on the federal government website www.USASpending.gov.

Recipient Information

1. Legal Name	2. DUNS Number
Lane County	030-786-2480000
3. Principle Place of Performance 151 W. 7th	
3a. City Eugene	3b. State, Zip+4 OR 97401
3c. Congressional District 04	3d. Country

4. Are you registered in SAM? **X** YES. Skip to signature block. Sign, date and return. NO. Continue with 5.

5. In the preceding fiscal year did your organization:

a. Receive 80% or more of annual gross revenue from federal contracts, subcontracts, grants, loans, subgrants, and/or cooperative agreements; **and**

b. $25,000,000 or more in annual gross revenues from federal contracts, subcontracts, grants, loans, subgrants, and/or cooperative agreements; **and**

c. The public does not have access to information about the compensation of the executives through periodic reports filed with the IRS or the Security and Exchange Commission per 2 CRF Part 170.330.

NO. Skip to signature block. Sign, date and return.

YES. You must report the following information for the five (5) most highly compensated executives in your organization. Sign, date and return.

Name of Official	Position Title	Total Compensation Amount*
1.		
2.		
3.		
4.		
5.		

*Note: "Total compensation" means the cash and noncash dollar value earned by the executive during the subrecipient's past fiscal year. (For more information, see 17 CFR 229.402 (C)(2)).

By signing this document, the Authorized Representative attests to the information above.

Signature of Authorized Representative	Print Name	Date

Please sign and return this document. City of Springfield will not pay invoices until it receives this completed and signed form

AGENDA ITEM SUMMARY		
	Meeting Date:	1/18/2022
	Meeting Type:	Regular Meeting
	Staff Contact/Dept.:	Meghan Murphy/DPW
	Staff Phone No:	541.744.3385
	Estimated Time:	Consent Calendar
S P R I N G F I E L D C I T Y C O U N C I L	**Council Goals:**	Maintain and Improve Infrastructure and Facilities

ITEM TITLE:	ORCHID POND PROPERTY ACQUISITION
ACTION REQUESTED:	Authorize the City Manager to accept title to the tax lot which contains Orchid Pond, a water quality facility located at South 57th Place and Orchid Lane (Map 18-02-03-33, Tax Lot 1600).
ISSUE STATEMENT:	Hayden Homes LLC owns Orchid Pond, a water quality facility (WQF) that collects and cleans stormwater runoff from the Jasper Meadows 6th and 7th Addition subdivisions, built in 2007. Hayden Homes LLC has been working with staff and wishes to donate the property to the City.
ATTACHMENTS:	1. Water Quality Facilities in Subdivisions Council Briefing Memo (9/24/18) 2. Orchid Pond Property Acquisition Map & Photos
DISCUSSION/ FINANCIAL IMPACT:	At the September 24, 2018 Council Work Session, staff discussed the many issues with WQFs in subdivisions built before 2010 (Attachment 1). The Council supported staff's recommended approach of working with owners of WQFs built prior to 2010 on a case-by-case basis to explore transferring ownership and maintenance responsibilities to the City. Orchid Pond (Map 18-02-03-33, Tax Lot 1600) collects and cleans stormwater runoff from public streets and 87 private residential lots. The location of the pond is shown in Attachment 2. Orchid Pond was developed in 2007 and was intended to be transferred to the Jasper Meadows 3rd/4th Addition Homeowners Association (HOA); however, that transfer never occurred and the property's ownership remains under the original developer, Hayden Homes LLC (Lane County Deeds and Records). A member of Hayden Homes LLC contacted staff with a request to donate the property to the City. Hayden Homes LLC has completed the vegetation maintenance tasks required by the City. Operations staff has recently inspected the pond and found it to be in satisfactory condition. Donation of the property to the City will have minimal financial impact, other than the fees to record the deed with Lane County. Through an existing maintenance agreement and easement, the City is already responsible for removing sediment and maintaining the pipes and catch basins, while the property owner is responsible for maintaining vegetation and aesthetics. Upon acceptance of the bargain and sale deed transferring the property to the City, the City will take over management of the vegetation and aesthetics in addition to its current responsibilities. Although this will necessitate an increase in operational staff time required for maintenance of the facility, it will be partially offset by a reduction in Environmental Services staff time and will help the City better meet its stormwater regulatory requirements.

M E M O R A N D U M **City of Springfield**

Date: 9/24/2018

To: Gino Grimaldi

From: Tom Boyatt, Interim DPW Director
Matt Stouder, Environmental Services Manager
Meghan Murphy, Environmental Service Tech

Subject: Water Quality Facilities in Subdivisions

COUNCIL BRIEFING MEMORANDUM

ISSUE:
Water quality facilities (WQFs) in subdivisions built prior to 2010 are typically owned and maintained by homeowners associations (HOAs), many of which have dissolved or are otherwise non-functional. In many cases, these facilities accept stormwater runoff from public streets, and lack of proper maintenance can cause the City to be out of compliance with its Municipal Separate Storm Sewer (MS4) permit issued by the Oregon Department of Environmental Quality (DEQ).

COUNCIL GOALS/ MANDATE:
Promote and Enhance our Hometown Feel While Focusing on Livability and Environmental Quality

BACKGROUND:
WQFs collect and clean stormwater runoff from streets, roof tops, parking lots, and other impervious surfaces throughout the City. Installation of these facilities is a required element of the City's MS4 permit (issued by the DEQ) and the Springfield Development Code.

In response to required conditions of the City's MS4 permit, staff implemented a program in 2010 to inspect these facilities to ensure they are functioning properly. Staff takes an educational approach to engage WQF owners in facility maintenance, and mails each facility owner fact sheets about the facility, information on invasive and native plants, and facility inspection results. For WQFs located within subdivisions, the City also offers to organize volunteer work parties with the HOA or neighborhood group to help maintain their facilities.

After the WQF is inspected, corrective maintenance may be required if the facility is not functioning as it was designed. Corrective maintenance could include removal of invasive species (e.g. blackberries), removal of sediment which has accumulated over time, trimming of overgrown vegetation, or replanting vegetation that has died. Overall the program has succeeded in marinating the functionality of WQFs located in subdivisions, especially those serving a single tax lot.

WQFs that serve multiple tax lots (often located in subdivisions) have been one of the more challenging aspects of the inspection program. A few photos of these types of WQFs are included with attachment 2 to this memo. These facilities collect and treat runoff from both public streets and private properties, and are usually managed by neighborhood groups or HOAs. Ownership and maintenance of WQFs in subdivisions occurs in a variety of ways.

In subdivisions built prior to 2010, the maintenance obligation is usually the responsibility of the HOA or other private entity. In some instances, the City has agreements in place whereby the City will perform functional maintenance, and the private entity will provide aesthetic maintenance; however, this is the exception not the rule. A complicating factor related to

maintenance is that many HOAs have dissolved or are otherwise non-functional, and by default City Operations staff has been providing base-level maintenance to ensure the facilities function, do not flood, and that the City is in compliance with its MS4 permit and ongoing clean water initiatives.

Since 2010, the City's practice in subdivisions has changed to require that newly constructed facilities that accept both public and private stormwater runoff be owned and maintained by the City. This practice was adopted to ensure that stormwater runoff is treated properly and WQFs are consistently maintained. In addition, the practice relieved private residents and/or HOAs from the maintenance burden as these organizations have difficulty implementing the maintenance requirements.

DISCUSSION:

There are approximately 40 WQFs in subdivisions that were built between 1993 and 2010 that are privately owned by HOAs or another private entity (individual residents, the original developer, etc.). As mentioned above, the City has taken a progressively more active role in maintaining these facilities over the past five years. With the approval of Council in 2013, the City's Operations Division hires a temporary work crew each summer to manage vegetation in the facilities and ensure they are functioning properly.

In 2013, Council also authorized the purchase of a small trailer (photo in Attachment 2) furnished with hand tools to be used by volunteer groups for WQF maintenance and streamside restoration. While the trailer has been well received by local volunteers performing streamside restoration, it has not been widely used by HOAs for facility maintenance despite ongoing efforts by staff.

Recently, the City has been approached by a few owners of privately held WQFs in subdivisions who are interested in transferring ownership and maintenance obligations of their facilities to the City. City staff is amenable to taking on the maintenance obligations by easement and/or transfer of ownership on a case by case basis. This would allow the City to reduce the risk of being out of compliance with its MS4 permit by ensuring the WQFs are under City control, and that stormwater runoff in the WQFs is being treated properly. Ownership of the facilities would result in additional workload for Operations staff; however because the City is already performing base level maintenance requirements on the WQFs in many cases the level of additional effort is not expected to be significant. Moreover, moving to own and maintain (permanently or by easement) those facilities built prior to 2010 will help ensure equity and fairness among residential stormwater ratepayers.

Transfer of property will likely only be feasible when the WQF is situated on its own tax lot. In other instances (where the WQF is on the same tax lot as the residence, or situated across multiple tax lots), acquiring and recording a public maintenance easement would likely be the best option. Staff would evaluate each facility on a case by case basis, and work with legal counsel prior to determining if maintenance responsibility by ownership or by easement would be in the City's best interest.

RECOMMENDED ACTION:

Provide direction to staff regarding maintenance obligations for water quality facilities in subdivisions that were constructed prior to 2010, are located on private property, and accept public stormwater runoff.

ORCHID POND PROPERTY ACQUISITION
SOUTH 57TH PLACE AT ORCHID LANE (MAP 18-02-03-33 LOT 1600)
SITE CONTEXT MAP & PHOTOS

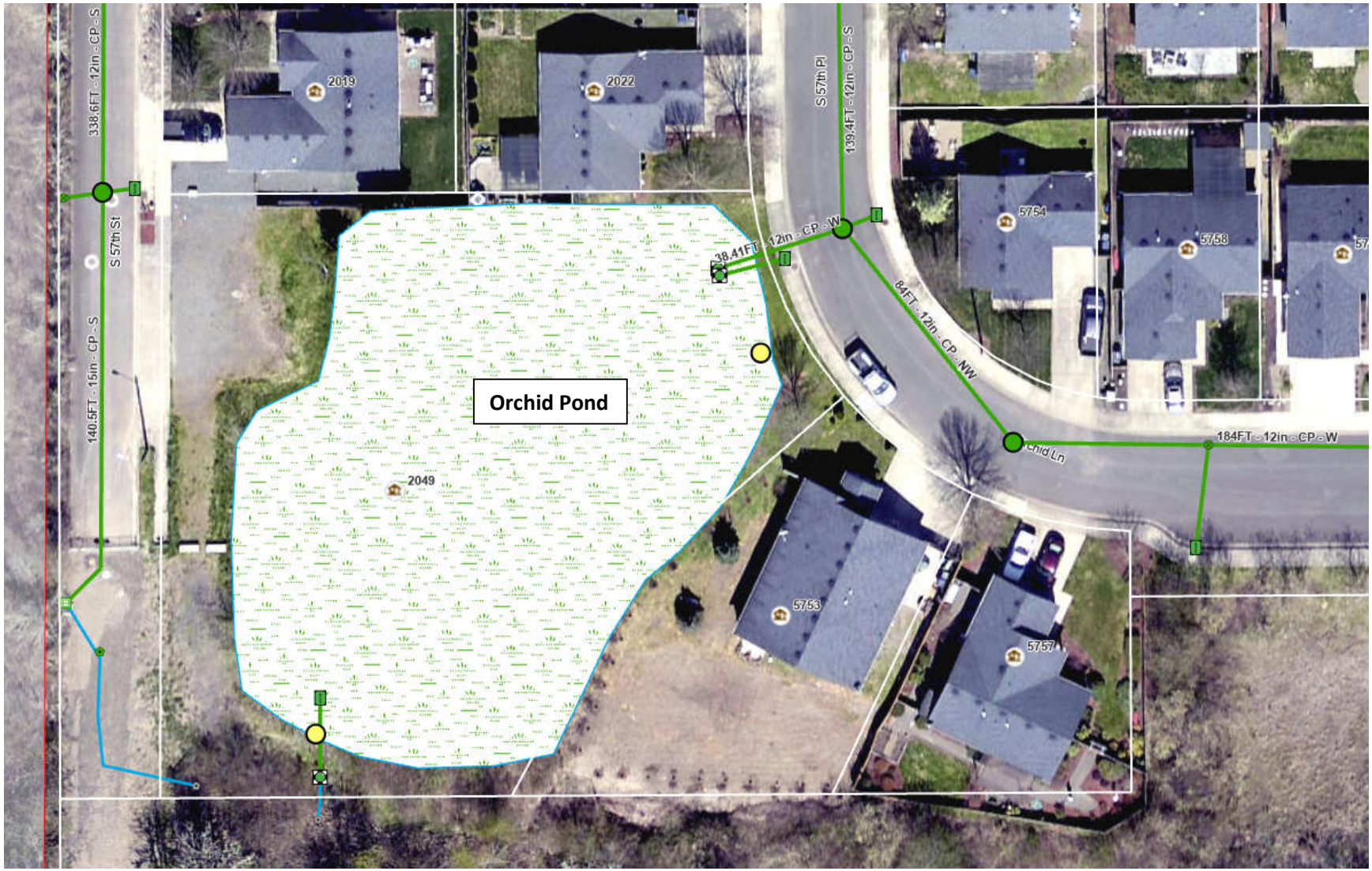

ORCHID POND PROPERTY ACQUISITION
SOUTH 57TH PLACE AT ORCHID LANE (MAP 18-02-03-33 LOT 1600)
SITE CONTEXT MAP & PHOTOS

Photos of the parcel/pond from 1/4/2022

AGENDA ITEM SUMMARY		
	Meeting Date:	1/18/2022
	Meeting Type:	Regular Meeting
	Staff Contact/Dept.:	Jeff Paschall, DPW-CMD
	Staff Phone No:	541-726-1674
	Estimated Time:	10 Minutes
S P R I N G F I E L D C I T Y C O U N C I L	**Council Goals:**	Maintain and Improve Infrastructure and Facilities

ITEM TITLE:	2023-2027 CAPITAL IMPROVEMENT PROGRAM, A COMMUNITY REINVESTMENT PLAN
ACTION REQUESTED:	Conduct a Public Hearing on the Capital Improvement Program (CIP). After Public Input, by Motion Adopt or Reject the 2023-2027 CAPITAL IMPROVEMENT PROGRAM, A COMMUNITY REINVESTMENT PLAN.
ISSUE STATEMENT:	The City of Springfield's 2023-2027 CIP – A Community Reinvestment Plan has been drafted by staff, reviewed by the Planning Commission (September 21, 2021 and October 5, 2021), and reviewed by the City Council in work session (January 3, 2022). It is now ready for public hearing and adoption.
ATTACHMENTS:	1. Communication Memorandum from 1/3/2022 work session 2. 2023-2027 Capital Improvement Program – A Community Reinvestment
DISCUSSION/ FINANCIAL IMPACT:	The City of Springfield's Capital Improvement Program (CIP) is a five-year Community Reinvestment Plan that describes the near-term program for funding, evaluation, and construction of City owned and operated public facilities. A fundamental purpose of the CIP is to facilitate the efficient use of capital resources to maintain, improve, and expand City assets. The underlying concept is to strategically prioritize and program these resources to extend the useful life of existing assets, replace assets before failure, and to support growth with timely expansion of key infrastructure. The first year of the adopted CIP will be used to program new projects in the FY23 Capital Budget. As a reference, the Council Briefing Memorandum from the January 3, 2022 work session is included as Attachment 1. After hearing public comments, Council is requested to adopt the 2023 – 2027 Capital Improvement Program by motion.

M E M O R A N D U M **City of Springfield**

Date: 1/3/2022

To: Nancy Newton

From: Jeff Paschall, City Engineer
Tom Boyatt, Community Development Director

Subject: 2023-2027 CAPITAL IMPROVEMENT PROGRAM, A COMMUNITY REINVESTMENT PLAN

COUNCIL BRIEFING MEMORANDUM

ISSUE: Draft project lists have been prepared for the City of Springfield's 2023-2027 CIP – A Community Reinvestment Plan. The lists have been reviewed by the Planning Commission and are now being brought to the City Council for review and comment prior to a Public Hearing scheduled for January 18, 2022

COUNCIL GOALS/ MANDATE:

Maintain and Improve Infrastructure and Facilities

Maintaining and adopting an annual CIP is integral to implementing several Council Goals, but it is critical to maintaining and improving City owned infrastructure and facilities, or identifying new infrastructure needs as the City grows.

DISCUSSION:

The City of Springfield's Capital Improvement Program (CIP) is a five-year Community Reinvestment Plan that describes the near-term program for funding, evaluation, and construction of City owned and operated public facilities. A fundamental purpose of the CIP is to facilitate the efficient use of capital resources to maintain, improve, and expand City assets. The underlying concept is to strategically prioritize and program these resources to extend the useful life of existing assets, replace assets before failure, and to support growth with timely expansion of key infrastructure.

The CIP is typically updated on a biennial schedule, however due to the many unforeseen events over the last year, the update did not follow the traditional schedule and process. In addition, the traditional CIP update schedule was not well aligned with the City's budget calendar, with the draft Capital Budget completed before adoption of the CIP. Council agreed to update the schedule so that the CIP can be adopted in the fall/winter prior to preparation of the draft Capital Budget during the winter/spring.

The CIP is an intermediate step in a process that originates with long term planning activities that anticipate the need for public facilities at least 20 years into the future and concludes with the adoption of the annual Capital Budget to appropriate funds to construction projects. Operation and maintenance cost is separately included in the City's budget.

As an interim step in the process, the CIP identifies the facilities concepts that may reasonably be expected to be required in the next five years, refines those concepts, and provides a priority list of projects. Priority projects are selected from the long list of needed capital improvements identified in the various master plans, refinement plans, or other asset management reports and tools. The draft project lists are then presented to both the Planning Commission and the City Council for public review and comment prior to adoption by the City Council.

Over the last decade, the City has seen the wastewater and stormwater funds stabilize. This supported completion of nearly all the rehabilitation and upgrade work identified in the 2008 Wastewater Master Plan. In addition, some large stormwater projects such as the Mill Race restoration and Mill Race Stormwater Treatment Facility were completed. Street and Transportation funds have not seen growth to keep pace with operating costs and do not provide for robust capital spending on those systems. Voters approved a general obligation bond in 2018 dedicated to preservation of several collector and arterial street segments, otherwise the City relies on federal and state funding sources to support a majority of street and transportation projects with a majority share of street capital transfers and systems development charges dedicated to providing required local match to those outside funding sources.

The project section of the 2023-2027 CIP is organized by asset system with three sections for each system. The first section is a table that has details for the projects that are either in the current capital budget or have been completed since the last CIP update. The next section is the project detail sheets for those projects proposed to be programmed over the next five-year cycle. The last section is another table detailing the list of currently unfunded or partially funded projects. As appropriate resources become available or potential grant opportunities are identified these lists will be used to match projects with those opportunities.

Stormwater – In review of the current capital budget and the previous CIP, a majority of the projects have been placed into a hold status. This is due to focusing limited capital delivery staffing resources to delivery of the 2018 GO Bond street preservation projects, as well as federal aid funded projects such as Mill Street Reconstruction. However, water quality initiatives are being advanced as many of the street projects incorporate improvements to treat runoff from street surfaces.

Street and Transportation – Currently all but one of the street segments scheduled for preservation through the voter approved five-year general obligation bond are either completed or in active construction. The final segment (Centennial Boulevard from Aspen St. to Prescott St.) is anticipated to be under construction in the spring of 2022. Several safety and pedestrian projects were also completed over the past three years, and many others are in the design phase with construction anticipated in 2022 or 2023.

Wastewater – Several unplanned sewer projects have been completed over the last couple of years as issues have been identified through routine inspection by operations staff, or through other project work. The most recent example is the repair of a broken pipe as part of the Mohawk Boulevard preservation project. Several other projects are currently in the design phase with anticipated construction in either 2022 or 2023. There are two pipeline rehabilitation projects proposed in the 2023-2027 CIP, that have been identified through the Flow Monitoring Analysis project. Additionally, with the completion of the hydraulic model update, staff is planning to have a consultant under contract in early 2022 to complete an update of the Wastewater Master Plan.

Buildings and Facilities – Available funding for building and facilities projects is very limited so there is a long list of identified unfunded projects or programs. However, upgrades to the fuel facility storm system and a building assessment at the Booth Kelly site were completed in 2021.

FINANCIAL IMPACT:

The CIP does not carry budget authority. It is, however, a valuable planning tool used to guide staff, the Budget Committee, and the City Council in creating the annual budget to fund priority projects.

RECOMMENDED ACTION: The Council is requested to review and provide consensus for the recommended five-year CIP. The CIP, as modified by any Council input, will be brought back to the Council for public comment and adoption at their January 18, 2022, regular meeting.



The City of Springfield, Oregon Capital Improvement Program

A Community Reinvestment Plan 2023-2027

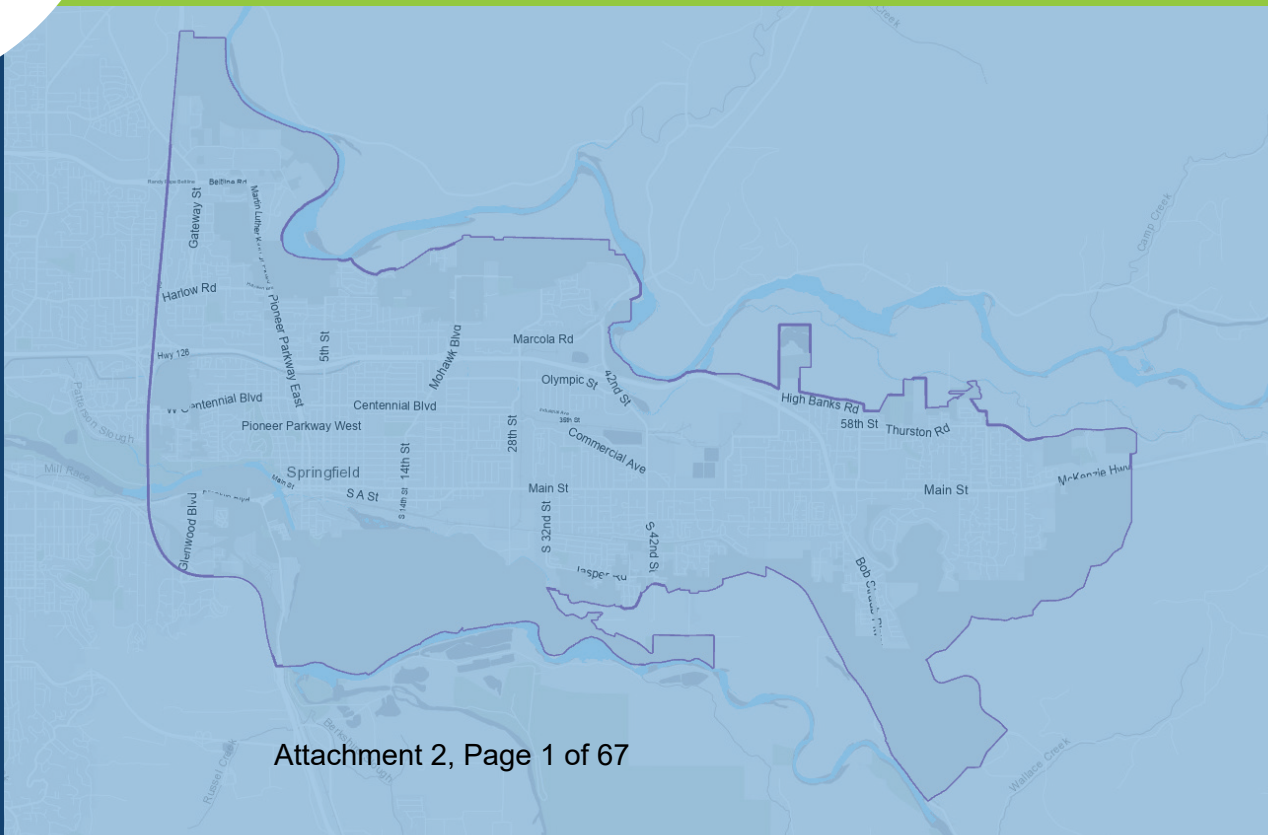

CITY OF SPRINGFIELD, OREGON

FY 2023-2026
Capital Improvement Program (CIP)
A Community Reinvestment Plan

Sean VanGordon, Mayor

City Council

Damien Pitts	Ward 1
Steve Moe	Ward 2
Kori Rodley	Ward 3
Leonard Stoehr	Ward4
Marilee Woodrow	Ward 5
Joe Pishioneri	Ward 6

Nancy Newton, City Manager
Niel Laudati, Assistant City Manager

TABLE OF CONTENTS

EXECUTIVE SUMMARY 1

SECTION I CAPITAL IMPROVEMENT PROGRAM
- CIP Goals 5
- CIP Project Development and Review Process 5
- Types of Capital Needs 6
- Project Selection Resources 6
- Facilities Plans
  - Wastewater Master Plan 6
  - Stormwater Facilities Master Plan 7
  - Building and Facilities Preservation and Maintenance Work 8
- Urban Renewal Plans 9
- Land Use Plans
  - Public Facilities and Services Plan 9
  - Springfield Transportation System Plan 10
  - Refinement Plans 10

SECTION II FUNDING
- Capital Project Funding 12
- Systems Development Charges 12
- External Revenue Sources 13
- Other Revenues 13
- City Accounting Funds Used for Capital Resources 14

SECTION III FINANCIAL SUMMARIES
- Financial Summaries—All Programs 18

SECTION IV PROJECTS
- Projects Table of Contents 19

EXECUTIVE SUMMARY

INTRODUCTION

The City of Springfield's Capital Improvement Program (CIP) is a five-year Community Reinvestment Plan that identifies capital investments necessary in the next five-year horizon to sustain, improve, and grow City assets and infrastructure systems. A fundamental purpose of the CIP is to prioritize and balance capital needs with capital funding resources. The underlying concept is to program all reasonably available sources of revenue for future expenditures. Since projected revenue sources may produce significantly less than the needs identified in the City's infrastructure facilities plans and asset management system, the CIP is used as the vehicle to balance priorities and funding while maintaining good stewardship over City assets.

The CIP is updated on a biennial schedule and is an intermediate step in a process that originates with long term planning activities that anticipate the need for public facilities at least 20 years into the future and concludes with the adoption of the annual Capital Budget. Based on available information during each update cycle, projects are selected and prioritized from the long list of needed capital improvements identified through the City's asset management program and from the various master plans and refinement plans adopted by the City Council. Traditionally, the principal constraints in developing the CIP are the realistic availability of staff and financial resources to support the timely completion of each cycle's project portfolio.

The first two years of the CIP will be the basis for developing the City's Capital Budget for FY23 and FY24 with such modifications as are necessary or prudent to respond to immediate concerns and the often-fluid nature of funding opportunities. In preparation of the capital budget, it is important to consider not only the immediate availability of financial resources, but also the availability of resources to manage design and construction. This may mean staff resources to conduct those activities in house, or to manage consultants who take on responsibility for design and construction management. A successful capital budget must be mindful of budgeting only those projects or project phases that the City has the capacity to deliver. The Development and Public Works Department maintains two capital project delivery groups, one for the delivery of local projects presented in this document, and the second for delivery of regional projects for the Metropolitan Wastewater Management Commission capital improvement program.

Projects that are currently in Capital Budget and in various stages of planning, design, and construction are shown in a table at the beginning of each specific infrastructure program section. At the end of each program section the CIP includes a list of projects that have been identified through various facilities planning efforts but are currently unfunded or not programmed due to staff resource limitations. These projects are aimed at improving neighborhoods, providing for economic growth, improving traffic safety, mobility, and access, complying with environmental standards, and maintaining the existing city infrastructure.

CAPITAL IMPROVEMENT PROGRAM DEVELOPMENT AND REVIEW

The public input process for the CIP typically begins every other year in August when citizens, organizations, and City staff are asked to suggest projects for consideration in the CIP. The Planning Commission and the City Council then review the draft CIP and a public hearing is held prior to Council adoption.

- August: CIP project review process starts
- September: Capital project requests go to Public and City Departments
- September: publish Internal draft CIP
- September/October: Planning Commission reviews Draft CIP
- November/December: City Council work session review and Public Hearing on Draft CIP
- January/February: Draft Capital Budget Prepared
- April/May: Capital Budget presented to Budget Committee

The City's final commitment to spend public funds occurs through the annual City budget process. Although the CIP is the starting point for the annual Capital Budget, the projects budgeted each year can vary somewhat from those proposed in the CIP.

PROJECT CATEGORIZATION

Projects in the CIP are grouped by relevant infrastructure program areas (stormwater, streets and transportation, wastewater, and buildings and facilities). The first list of projects in each program area are those that have been funded in previous CIPs and are in the current capital budget. The next set of projects are those that are proposed for programming over the next five-year period and are described in detailed projects sheets. The final list of projects in each program area are high priority needs that are not scheduled to be programmed over the next five-year period due to lack of funding or staffing resources. Should available resources be identified, these projects may be budgeted before the next CIP update.

The following are descriptions of the City's most significant projects in the CIP:

Franklin Boulevard Phase 2 – The Franklin Boulevard Reconstruction Project will construct modern urban standards improvements on the old Hwy 99 alignment in Glenwood called Franklin Boulevard between the Franklin/Glenwood intersection and the Franklin/McVay intersection to support Glenwood redevelopment and regional safety and mobility for transit, bicycles/pedestrians, and autos. Phase 1 has been completed with the construction of the roundabouts at the Franklin/McVay intersection and improvements extending just west of Concord Street. Design of improvements from Mississippi Avenue to Henderson Avenue is currently underway with funds received in 2020. In November 2021 that City learned that a U.S. Department of Transportation Rebuilding America, Infrastructure with Sustainability and Equity (RAISE) Grant was awarded to the project in a joint application with Eugene. This grant award will fund the construction of the roundabout at Mississippi Avenue. The City continues to seek funding opportunities to continue advancing the future vision and improvements for Franklin Boulevard.

Sanitary Sewer Rehabilitation Projects – One of the key goals of the Capacity, Management, Operations, and Maintenance Program is to eliminate inflow and infiltration (I/I) of groundwater into the sanitary

sewer system. Utilizing the recently updated and calibrated hydraulic model, sanitary sewer basins with potential high levels of I/I were identified. Two micro-basins (70th Street and 72nd Street) have been programmed for rehabilitation in the CIP.

42nd Street Operational, Safety, and Mobility Improvements – Upgrade to address safety and operations, in particular for freight accessing the OR 126 Expressway-Freight Route and OR 126B-Main St. Upgrade the UP rail crossing serving the International Paper industrial center, upgrade intersection control at the westbound OR 126 ramp terminal, add urban level lighting, add ADA-accessible connections from Olympic St. and Industrial Ave. to the McKenzie Levee Path, add left turn bay on 42nd St. at Industrial Ave and improve traffic signals at the eastbound OR 126 ramp terminal, Olympic Street and the International Paper driveways

Irving Slough Improvements – The project begins near 42nd Street and OR 126 and runs north to the Urban Growth Boundary. The project consists of open channel improvements in multiple locations for flood control and the construction of a stormwater storage facility. Water quality improvements and upgrades will be incorporated into the project where applicable to meet regulatory requirements. This project is identified as a priority in the adopted Stormwater Facilities Master Plan.

FINANCING

There are limited sources of funding for capital activity. The principal sources include revenues derived from user fees or those taxes (such as fuel taxes) which function like user fees. By Council direction, these are preferentially devoted to preservation of existing infrastructure. The second major source is Systems Development Charges (SDC), which are designed to recover, from development, the cost impact that development has on infrastructure, both existing and needed to meet the future demands of development. A large portion of these revenues must, by law, be devoted to capacity increasing capital activity. Only that portion of SDC revenue which is derived from a reimbursement fee may be spent on preservation or rehabilitation of existing infrastructure. A third major source of capital funding is external contributions, in the form of intergovernmental grants or loans, payments by developers for specific improvements, and assessments of benefitted property owners, also for specific improvements. Other sources such as revenue leveraged by tax increment financing in the City's two urban renewal districts (Glenwood and Downtown), and revenue from internally generated charges also play a role.

In addition to funding direct project construction, Local Wastewater and Drainage SDC revenues fund debt service payments for bonds sold to fund prior projects. These projects include both those that increased capacity and wastewater rehabilitation projects as part of program to reduce inflow and infiltration and meet permit requirements. The City sold local wastewater revenue bonds in 2009 and storm drainage revenue bonds in 2010. Wastewater Bond proceeds were dedicated to completing required rehabilitation projects as well as expanding sanitary sewer service into unserved areas within the Urban Growth Boundary to promote future growth. Stormwater revenue bonds have been used to complete several major stormwater initiatives, and several capital projects related to the City's obligation to address stormwater quality, permitting and threatened fish impacts.[1]

[1] For bonding purposes, the local wastewater and stormwater utilities are combined into a single sewer utility.

In 2018 voters passed a 5-year general obligation bond dedicated to street preservation of several arterial and collector streets across the City. The last of these projects is scheduled for completion during the 2022 construction season. In addition, a portion of increased revenue to the street fund from the 2017 State Transportation Bill (HB 2017) was directed to the slurry seal program allowing for several local residential streets to be crack sealed and an asphalt slurry to be applied to reseal and preserve the existing surface. Current revenue projections will allow for small annual program to preserve and maintain local and residential streets to be funded in the CIP for the next 5-year cycle. Additionally, the ADA transition program will see a small increase in funding as well as an annual allocation to continue to advance upgrades to bring City facilities into compliance with current standards improving access to all users. However, it must be noted that current revenue projections do not support an effective street preservation program.

System Development Charge (SDC) revenue has remained stable with improvement SDCs the majority of funds received. Improvement SDC revenue may only be programmed in support of projects that expand capacity and are on the adopted SDC projects lists. SDC reserves are not sufficient to support all projects on the list and are typically utilized to leverage external funding sources such as federal and state grants.

External sources, such as intergovernmental grants, or developer or benefitted property owner contributions, are an important, but highly volatile funding source. Generally, they do not form the basis for concluding a project can be funded, but rather when such funding sources develop, can be a trigger to increase the priority of a project. Recently, the City has had some success in developing external funding for isolated projects, such as the Mill Street Reconstruction, Franklin Boulevard, and the South 28th Street paving project. Future success is highly dependent upon the fiscal and monetary policies of other levels of government.

CONCLUSION

The Capital Improvement Program serves as a guide for the City's needed infrastructure improvements. It is shaped by citizen input, the best professional judgment of staff and outside experts, and estimates of the City's projected financial resources. The CIP is subject to biennial review and revision. The direction provided by this document helps the City of Springfield target its resources to capital improvements which best serve the needs of the citizens of Springfield.

SECTION I CAPITAL IMPROVEMENT PROGRAM

CIP GOALS

The goals of the CIP include:

1) Providing a balanced program for capital improvements given reasonably anticipated funding and staff resources over a five-year or greater planning period and identifying the extent to which resources can meet capital needs;
2) Improving neighborhoods;
3) Providing for economic and community growth;
4) Improving safety, access, and mobility across all transportation modes;
5) Complying with environmental standards and improving environmental quality;
6) Maintaining the existing City infrastructure; and
7) Protecting public health and safety.

CIP PROJECT DEVELOPMENT AND REVIEW PROCESS

Capital improvements must be consistent with the Metropolitan Area General Comprehensive Plan, the Public Facilities and Services Plan (PFSP), the Springfield 2030 Comprehensive Plan, The Springfield Transportation System Plan, and all other Council adopted plans and policies. The relevant plans are listed in a subsequent section of this report.

In general, all Capital Projects included in the CIP meet one or more of the following criteria:

1) Project addresses State or Federal laws or regulations to eliminate or reduce the potential for environmental degradation or health hazards or to address issues that affect the safety and general welfare of the community.
2) Project maintains existing assets, extends the useful life of assets, or improves or expands infrastructure to facilitate community development and/or improve operations.
3) Project responds to requests from citizens, neighborhood groups, advisory committees, or government bodies, and provides a public benefit.
4) Project is included in local and/or regional infrastructure plans.

In the adopted CIP only those capital improvements which are funded within the current projections for the appropriate revenue streams are considered. Projects for which the funding is not identified or programmed are shown in the unfunded priority project list strictly for informational purposes. Historically, the CIP has not attempted to consider whether or not the City has the operating resources (either staff or funding for consultants to manage projects), necessary to advance a particular project.

TYPES OF CAPITAL NEED

Rehabilitation & Preservation of Existing Capital Assets

The CIP reflects the broad direction of the City Council to preserve existing capital assets before they fall into disrepair and require expensive rehabilitation or replacement. Preservation is an important tool used to protect or extend the asset's useful life. If preservation is not completed on a regular and timely basis, the asset will deteriorate prematurely and its benefit to the community will be lost. In that event reconstruction may be required. Reconstruction costs are frequently multiple times the cost of preservation and maintenance, particularly for street surfaces.

All capital assets require preservation or rehabilitation activities during their useful life and the City must demonstrate fiscal responsibility by planning for this need. Inclusion of these projects in the CIP is a necessary step to plan for that preservation and rehabilitation.

New Capital Facilities and Capacity Enhancements

As the City reaches outward into the Urban Growth Boundary or anticipates infill or increased density of development in the city limits, the need to plan for expansion of capital assets and provide safe and efficient capital facilities increases. New streets are necessary to provide for the movement of goods and people and access to property in developing areas. In addition, wastewater and stormwater systems are necessary to protect water quality, people and the environment in order to preserve the health, welfare, and safety of the community.

PROJECT SELECTION RESOURCES

The following is a list of various plans with descriptive summaries that guide the decisions made about CIP project choice. The City draws a distinction between facilities plans, which focus on facility needs and how systems function, and land use plans, which provide more general guidance. General guidance can inform the development of facilities plans and can constrain facility development to conform to the policy set of the land use planning document. (The Springfield Transportation System Plan is somewhat of an exception to these distinctions, since it is a land use plan that also serves as a facilities plan and does contain specific project guidance.)

FACILITIES PLANS

Wastewater Master Plan (2008)

The City of Springfield provides wastewater collection and conveyance services by way of a system of pipelines and pump stations that it owns and operates. Along with the City of Eugene, Springfield discharges to a regional collection and treatment system owned by the Metropolitan Wastewater Management Commission (MWMC). Springfield's Wastewater Master Plan provides an assessment of existing and future needs for the City's collection system. Because the City's system connects to the regional system, the Master Plan must consider and reflect results of the MWMC's Since completion of the Wet Weather Flow Management Plan (WWFMP) in 2010, The City along with its regional partners (Eugene and MWMC) have written and implemented a Capacity, Management, Operations and

Maintenance program. One of the key elements was to conduct a gap analysis across all aspects of the operation and management of the City's wastewater collection system. For the CIP, a key gap, was a developing and implementing a comprehensive flow monitoring plan that included data collection and analysis of data to identify necessary projects. The initial phases of this work have completed and will now inform an update to the Wastewater Master Plan which currently underway.

The Current Master Plan is intended to identify existing and future capacity constraints, determine capacity requirements and identify system improvements necessary to meet the City's projected population and employment growth through the 2025 planning year. The Department of Environmental Quality has issued a National Pollutant Discharge Elimination System (NPDES) permit (#102486) for Springfield, Eugene and MWMC, which includes conditions under which treated wastewater can be discharged to the Willamette River. Included in those conditions is a requirement that Springfield, Eugene and MWMC fully implement a wet weather flow management strategy to comply with the State's Bacteria Standard, which prohibits storm related overflows. The standard states that no untreated wastewater can be discharged to the waters of the State or US, except under the following conditions: for flows greater than those occurring for the 24-hour duration, 1 in 5-year winter and 1 in 10-year summer storms.

Subsequent to the development and completion of the WWFMP, the Oregon Department of Environmental Quality, in response to an objection from the Environmental Protection Agency (EPA), is no longer permitted to include the exceptions for untreated wastewater discharges as provided by the State's Bacteria Standard. DEQ is currently placing a prohibition on all overflows from wastewater conveyance systems and associated pump stations. This regulatory change places additional burden on the conveyance system operation and maintenance to eliminate all wet weather-related overflows. The NPDES permit for the regional wastewater treatment plant is scheduled for renewal in the first quarter of 2022 and will contain the prohibition of all overflows absent a change of policy from EPA.

Stormwater Facilities Master Plan (2008)

In 2008, the City Council adopted a comprehensive Stormwater Facilities Master Plan (SWFMP). The purpose of this document is to provide a guide to plan for more comprehensive, efficient, and multi-objective management of the City's stormwater system. The majority of the City's stormwater runoff drains through an integrated network of pipes and open channels, discharging either directly to the main stem Willamette or McKenzie Rivers or through outfalls to a tributary of either of those rivers. Prior to the SWFMP, the City typically designed and constructed facilities for treating and conveying stormwater runoff on an individual development or site-by-site basis. In addition, as is typical for nearly all cities, most of the City's stormwater collection and conveyance system was historically designed and built with the sole objective of addressing flooding issues.

Most of the major portions of the City's stormwater drainage system infrastructure were built during the 1960s and as development increased, the system was retrofitted with extensions and additions. Most of the main conveyance system was not upsized to facilitate the increased flows associated with full City build out.

The City also has a Council-adopted Stormwater Management Plan which establishes goals, policies and implementation actions to address water quality and management of the stormwater system, including open waterways within the City's jurisdiction. This plan is required and approved by the Department of Environmental Quality (DEQ) as part of its issuance and management of the City's stormwater discharge permit. In June of 2021, after a several year process, DEQ issued the City an updated Phase II National Pollution Discharge Elimination System (NPDES) General Stormwater Permit. This revised permit contains more stringent regulatory requirements and standards that the City will be expected to meet by the end of 2024. Additionally, the Willamette River and McKenzie River (a tributary to the Willamette River) are listed on the State's 303(d) list indicating that water quality standards for specific pollutants in these streams are currently not being met. The City must address Total Maximum Daily Load (TMDL) limitations on the level of certain pollutants (temperature, bacteria, and mercury) through implementation of the Stormwater Management Plan and the TMDL Implementation Plan. These plans and requirements impact the nature and design of capital projects that are constructed to manage stormwater.

Building & Facilities Preservation and Maintenance Work Plan

This plan identifies and addresses capital improvement needs at City owned buildings, including: City Hall, Springfield Justice Center, Springfield Museum, Booth Kelly Center, fire stations, Development and Public Works operations buildings, and the Depot. The plan tracks and provides a snapshot of repairs and asset preservation improvements that are immediately evident, and which have been deferred for various reasons, together with ongoing maintenance needs and necessary replacement of building systems expected to reach the end of their useful life.

The City continues to face several critical building/facilities operations, maintenance, and preservation issues. In preparation of the FY21 Capital budget, a $59 million list of deferred/backlog facilities repairs were identified, along with a $300k annual need for routine maintenance. needs as well as ongoing annual maintenance/preservation needs. In FY09, the City implemented an Internal Building Preservation Charge with intent to program $300k annually for ongoing preservation. Since inception, the Internal Building Preservation Charge on average has generated just over $260k per year dedicated to projects, through FY19. Staff has developed the City Buildings/Facilities Work Plan inclusive of all City Fire Stations, City Hall, Springfield Justice Center, Development and Public Works operations facilities, Springfield Depot, and the Carter Building. For example, the Buildings and Facilities unfunded project list included in this CIP an unfunded project to replace the City Hall HVAC System at an estimated cost of $1.8 million. The last major update or replacement to the system was nearly 20 years ago and the current units are nearing the end of the serviceable life.

Additionally, there are other project management responsibilities related to public buildings and facilities maintenance and preservations that have been identified through previously adopted CIP documents, such as preservation projects at the Depot and Booth Kelly and demolition of the Carpenter shed and gun range at Booth Kelly. Any future building needs such as new fire station construction or potential demolition of the Carter Building will be addressed through the CIP process.

URBAN RENEWAL PLANS

Downtown Urban Renewal Plan (2007)

The primary goal of the Downtown Urban Renewal Plan is to assist in the revitalization of business and elimination of blight in the downtown area. The Downtown Urban Renewal Plan has projects listed to obtain these goals.

Glenwood Urban Renewal Plan (1999, updated 2004)

The primary goal of the Glenwood Urban Renewal Plan is to eliminate blighting influences found in the Renewal Area. The Glenwood Urban Renewal Plan project list includes:

- Promote private development and redevelopment;
- Rehabilitate building stock;
- Improvements to streets, sidewalks, bikeways, pathways, streetscapes, parks, and open spaces;
- Utility improvements;
- Parking;
- Public facilities;
- Housing;
- Public signage and community gateway entrance improvements.

LAND USE PLANS

Metro Plan

The Metro Plan serves as the sole official long-range comprehensive plan (public policy document) of metropolitan Lane County and the cities of Eugene and Springfield. As Springfield and Eugene carry out their obligations under ORS 197.304 which required establishing separate urban growth boundaries, more comprehensive planning is taking place on a city-specific basis, through city-specific plans adopted by each jurisdiction. The Metro Plan continues to include some of the regional land use planning that is collaboratively addressed by Lane County, Eugene and Springfield. The Metro Plan provides the overall framework for planning functions, including establishing the policy basis for a general, coordinated, long-range approach among affected agencies for the provision of the facilities and services needed in the metropolitan area.

Springfield Comprehensive Plan

The Springfield Comprehensive Plan establishes the Springfield urban growth boundary and sets policy direction in Springfield-specific elements, including Economic Development, Residential Land Use & Housing, and Urbanization. The Recreation Element is the Willamalane Park and Recreation Comprehensive Plan, and the Transportation Element is the Springfield Transportation System Plan. Springfield will continue to further add to and revise the Springfield Comprehensive Plan and come to rely less on the Metro Plan for city-specific policy.

Public Facilities and Services Plan

The Public Facilities and Services Plan (PFSP) is an element of the Eugene-Springfield Metropolitan Area General Plan (Metro Plan). It is the Metro Plan Element which identifies significant facilities in general terms and confirms that those facilities are consistent with the planning policies set out in the Metro Plan. The projects identified in the PFSP are generally a subset of the projects contained in the various facilities plans. The PFSP does not identify transportation projects, which are covered in the Springfield Transportation System Plan, but does identify wastewater and stormwater projects, among others. The PFSP does not, nor should it, identify every project; it includes only those projects identified as significant on the basis of definitions set forth in the PFSP.

Springfield Transportation System Plan (2014)

The Springfield 2035 Transportation System Plan (TSP) provides a 20-year blueprint for how the City should maintain and improve the transportation network to meet growth demands within Springfield's Urban Growth Boundary (UGB). The 2035 TSP ensures the City's vision for the transportation system meets community needs, communicates the City's aspirations, and conforms to state and regional policies.

Refinement Plans

Downtown Refinement Plan (1986, updated 2005)

The primary goal of the Springfield Downtown Refinement Plan is to provide goals and policies through which downtown Springfield may become a more vital and attractive place to shop, conduct business, and recreate. Goals include creating a pedestrian friendly downtown, new opportunities for a variety of land uses, adequate parking, and a positive identity for Downtown. See *link

East Kelly Butte Neighborhood Plan (1992)

- The primary goal of the East Kelly Butte Neighborhood Plan is to address the concerns of the citizens living within the East Kelly Butte Neighborhood such as land use, housing, transportation, public facilities and neighborhood character.

East Main Refinement Plan (1988)

The primary goal of the East Main Refinement Plan is to address the concerns of the citizens living within the East Main Refinement Plan Neighborhood such as providing housing options, a mix of land uses, commercial centers, compatible industrial development, a safe and efficient street system including bicycle facilities. See *link

Gateway Refinement Plan (1992)

The primary goal of the Gateway Refinement Plan is to refine and augment the Eugene-Springfield Metropolitan Area General Plan to provide specificity for site-specific land use decisions, and to identify the near and long-term public facilities needs to support development and livability of the area. This plan incorporates goals and policies, controls, and design standards for elements such as land

development, economic development, natural assets and open space, transportation systems, and public facilities. See *link.

Glenwood Refinement Plan (1999, updated 2012)

The primary goal of the Phase I Glenwood Refinement Plan Update was to facilitate redevelopment in the Glenwood Riverfront District based on the successful implementation of the Plan's vision, policies, and standards. The plan identifies the density, mix, type, and location of housing, employment land, and public open space and the required level of public facilities to support projected demand. See *link

Mid-Springfield Refinement Plan (1986)

The primary goal of the Mid-Springfield Refinement Plan is to assign site-specific plan designations in areas designated "Mixed-Use" on the Metro Plan Diagram and to recognize the needs of industrial and commercial land uses and to resolve conflicts with residential neighbors. Goals were set to address these concerns. See *link

Q Street Refinement Plan (1987)

The primary goal of the Q Street Refinement Plan is to guide land use decisions in the Q Street area. Land use decisions will be made to, among other things, provide for commercial development, enhance existing neighborhoods, attract medium and high-density residential development, discourage through truck traffic. See *link

SECTION II FUNDING

CAPITAL PROJECT FUNDING

There are limited sources of funding for capital activity. The principal sources include 1) revenues derived from user fees or those taxes (such as fuel taxes or voter approved general obligation bonds) which function like user fees; 2) Systems Development Charges (SDCs), which are designed to recover from development the cost impact that development has on public infrastructure; 3) external contributions, in the form of intergovernmental grants or loans, payments by developers for specific improvements, and assessments of benefitted property owners, also for specific improvements; and 4) other sources such as revenue leveraged by tax increment financing in the City's two urban renewal districts, and revenue from internally generated charges, which at present play a minor role in capital project funding.

USER FEES

Each of the three public infrastructure systems (streets, sanitary sewers, and storm drainage) is funded by fees paid by those who use the system. In the case of the local wastewater and storm drainage systems those fees are directly billed to users. In the case of the transportation system those fees are collected in the form of taxes on motor fuel at both the state and local level, by state fees for licensing and registration of drivers and vehicles, as well as weight mile taxes imposed on the trucking industry, and via temporary property tax increases that result from approved general obligation bonds.

The City issued revenue bonds in 2009 and 2010 to fund local wastewater and storm drainage capital projects. Revenue bonds are typically paid for with fees collected. In 2018 the voters approved a 5-year general obligation bond to repair specific arterial and collector streets to avoid more costly and disruptive future roadway reconstruction.

SYSTEMS DEVELOPMENT CHARGES

The second major source of capital funding is Systems Development Charges (SDCs). These are charges imposed on development to provide funding to assure that the City can fund the cost of the infrastructure needed to serve that level of development. The City currently has SDCs for transportation, wastewater, and stormwater.

SDCs are calculated based on a methodology which must be adopted by the Council and which must conform to State law. The process involves two separate components. The first is an improvement fee which is based on a determination of which capital projects are needed to accommodate growth and the amount of additional capacity that is created by those projects to meet growth demands. The second component is a reimbursement fee, which is based on new development's use of the existing system and the amount of capacity available in that system. If the system has existing capacity, then development can be charged a fee based upon the units of existing capacity development will require. These charges are increased annually based on documented increase in the Cost of Construction Index.

EXTERNAL REVENUE SOURCES

These sources include both intergovernmental grants and loans as well as contributions by private individuals to the cost of infrastructure either through assessments imposed by the City or voluntarily as part of a proposal to develop property in the City. In many cases these sources of revenue, however derived, are accompanied by restrictions on their use.

The City regularly receives allocations of transportation funding from Federal programs. The Central Lane Metropolitan Planning Organization (CLMPO) acting through its Metropolitan Policy Committee (MPC) allocates Federal formula funds to its member jurisdictions for planning, preservation and construction projects on portions of the transportation system that are regionally significant. In addition, the City regularly seeks Federal funding directly through efforts focused on the Oregon congressional delegation.

In the past, the local wastewater system has benefitted from a variety of Federal programs, most notably the Clean Water State Revolving Fund (CWSRF), a program funded by Federal dollars. In recent years, however, little to no Federal aid has been available for local wastewater activity. This may change in the future with the recent passage of the Federal infrastructure bill, but the extent to which additional federal dollars will be available remains to be seen.

Private contributions toward capital funding also are available, but generally in restricted circumstances. In order to facilitate provision of services to a new development, a developer can make a significant contribution to a particular project when it is needed for the development in question when the City does not have the financial resources to construct the project in circumstances which fit with the developer's timetable. Lastly, individual citizens sometimes contribute in the form of assessments for specific projects which benefit their properties. This is done through the creation of a local improvement district (LID), including all of the benefitted properties. The cost of the project is then assessed against those properties on a proportionate basis.

OTHER REVENUES

There are two other alternative revenue sources available for capital project funding. The first is tax increment financing through the two urban renewal districts created by the City – one in Glenwood and one in Downtown. In an urban renewal district additional taxes resulting from increases in assessed value are sequestered and made available to the district, which then uses those revenues to support debt service on urban renewal bonds used to finance projects within the district.

The second alternative revenue source is an internal charge which is assessed against City departments' operating Budgets to provide funding for preservation and rehabilitation of City buildings and structures.

CITY ACCOUNTING FUNDS USED FOR CAPITAL RESOURCES

USER FEE/TAX FUNDS

Street Capital Fund

Purpose: To account for operation, maintenance, and construction of the City's streets and transportation system. This includes the City's pavement preservation program, signal operations, bicycle and pedestrian facilities, and street light replacement and maintenance. Revenues are generated from a three-cent local motor vehicle fuel tax and a State fuel tax.

Restrictions: Use of these funds is restricted to activities within public rights of way by the Oregon Constitution.

Wastewater Capital Bond

Purpose: To account for the construction of capital facilities which are identified in the Wastewater Master Plan as requiring rehabilitation of the existing system or expansion to support growth and development. Revenue bond proceeds provide the financing for the expenditures of this fund.

Restrictions: Funding provided by bond proceeds, including interest earnings, are restricted by the terms of the bond contract developed at the time of the bond sale.

Wastewater Capital Fund

Purpose: To account for the operation, construction, and maintenance of the City's wastewater collection system. Wastewater user fee collections provide the financing for the expenditures of this fund.

Restrictions: As allowed under state statute, the proceeds of the user fees are retained in the fund for planning, constructing, maintaining and operating the wastewater collection system.

Stormwater Capital Fund

Purpose: To account for the operation, construction, and maintenance of the City's stormwater collection and treatment system. Stormwater user fee collections provide the financing for the expenditures of this fund.

Restrictions: As allowed under state statute, the proceeds of the user fees are retained in the fund for planning, constructing, maintaining, and operating the stormwater collection and treatment system.

SYSTEMS DEVELOPMENT CHARGE (SDCS) FUNDS

ORS 223.297-223.314 provides the statewide framework guiding systems development charges. Expenditures of improvement SDCs are restricted by state law to capacity-enhancing projects for the system for which the fee is imposed. The reimbursement portion of SDCs may be used for capital projects related to the system for which the fee was collected, including rehabilitation of existing systems.

Local Wastewater Systems Development Charge Reimbursement Capital Projects Fund

Purpose: To account for available capacity within the existing wastewater collection system that is attributable to growth. Financing is provided by a SDC levied against developing properties.

Restrictions: Wastewater Reimbursement SDCs are restricted for use capital maintenance or construction on the wastewater collection system.

Local Wastewater Systems Development Charge Improvement Capital Projects Fund

Purpose: To account for construction of the growth-related portion of capacity-enhancing capital projects. Financing is provided by a SDC levied against developing properties.

Restrictions: Expenditures of Wastewater Improvement SDCs are restricted by state law to capacity-enhancing projects for the wastewater system.

Stormwater Systems Development Reimbursement Capital Projects Fund

Purpose: To account for available capacity within the existing stormwater system that is attributable to growth. Financing is provided by a SDC levied against developing properties.

Restrictions: Stormwater Reimbursement SDCs are restricted for use on capital maintenance or construction on the stormwater collection system.

Stormwater Systems Development Improvement Capital Projects Fund

Purpose: To account for construction of the growth-related portion of capacity-enhancing capital projects. Financing is provided by a SDC levied against developing properties.

Restrictions: Expenditures of Stormwater Improvement SDCs are restricted by state law to capacity-enhancing projects for the stormwater system. ***Transportation Systems Development Reimbursement Capital Projects Fund***

Purpose: To account for available capacity within the existing transportation system that is attributable to growth. Financing is provided by a SDC levied against developing properties.

Restrictions: Transportation Reimbursement SDCs are restricted for use on capital maintenance or construction on the transportation system.

Transportation Systems Development Improvement Capital Projects Fund

Purpose: To account for construction of the growth-related portion of capacity-enhancing capital projects. Financing is provided by a SDC levied against developing properties.

Restrictions: Expenditures of Transportation Improvement SDCs are restricted by state law to capacity-enhancing projects for the transportation systems.

External Contribution Funds

Community Development Block Grant (CDBG) Fund

Purpose: To account for Federal grant revenues received for the primary purpose of advancing capital projects that primarily benefit low-income persons.

Restrictions: CDBG funds, including interest earnings, must meet the Federal government criteria of benefiting low to moderate income individual's needs, eliminating slums and blight, and addressing urgent needs.

Development Projects Fund

Purpose: This fund accounts for funds donated by developers toward the construction of capital projects directly affected by the particular development.

Restrictions: Funding is usually project specific and must only be spent towards those capital projects for which they were collected.

Special Assessments Capital Project Fund

Purpose: To account for the interim financing and related costs of construction for public improvements which primarily benefit adjacent property owners of the subject capital project. Revenues are generated through special assessments being levied against the benefiting properties.

Restrictions: State law restricts assessments to the specific improvement constructed.

Federal and State Aid Project Funds

Purpose: To account for State and Federal grants awarded to the City for the purpose of preserving or enhancing City facilities. These funds are typically directed towards projects that preserve or enhance the City's transportation infrastructure. Following is a list of the typical sources:

- STBG Funds – Surface Transportation Block Grant Funds
- TA Funds – Transportation Alternatives Funds
- CMAQ Funds – Congestion Mitigation Air Quality Funds
- SRTS Funds – Safe Routes To Schools Funds
- ARTS Funds – All Roads Transportation Safety Funds

Restrictions: Funding is usually project specific and must only be spent towards those capital projects that meet the requirements of the specific grant.

Other Funds

Springfield Economic Development Agency (SEDA) Funds

Purpose: To account for funds collected and set aside within Urban Renewal Districts as defined and adopted by the City Council.

Restrictions: Funds collected within the specified Urban Renewal District and set aside for capital projects are restricted for use on capital projects benefiting the Urban Renewal District.

Booth Kelly Fund

Purpose: To account for revenues received from rents and leases at the Booth Kelly Center. These funds are set aside for Capital Improvement projects that improve the Booth Kelly Center.

Building Preservation Fund

Purpose: To account for funds collected and set aside for maintenance and improvements to City owned buildings and facilities.

2023 TO 2027
SUMMARY OF PROPOSED REVENUES AND EXPENDITURES ($000s)

REVENUE SOURCE	FUND #	BEGINNING BALANCE	2023 REVENUE	2023 EXPEND	2024 REVENUE	2024 EXPEND	2025 REVENUE	2025 EXPEND	2026 REVENUE	2026 EXPEND	2027 REVENUE	2027 EXPEND	TOTAL REVENUE	TOTAL EXPEND	BALANCE
CURRENT REVENUES															
BUILDING PRES. RESERVE	420	0	300	270	300	270	300	270	300	270	300	270	1,500	1,350	150
SDC (TRANS IMPROV)	434	2,303	600	295	600	295	600	295	600	295	600	295	5,303	1,475	3,828
SDC (TRANS REIMBUR)	434	144	30	150	30	50	30	110	30	50	30	50	294	410	-116
SDC (WASTEWATER IMPROV)	611	2,076	250	0	250	0	250	1,000	250	0	250	0	3,326	1,000	2,326
SDC (WASTEWATER REIMBUR)	611	4,609	600	250	600	250	600	250	600	500	600	0	7,609	1,250	6,359
SDC (STORM IMPROVEMENT)	617	1,533	200	30	200	0	200	0	200	42	200	433	2,533	505	2,028
SDC (STORM REIMBURSEMENT)	617	1,533	125	103	125	103	125	103	125	103	125	103	2,158	515	1,643
STORM CAPITAL	617	9,687	1,200	570	1,250	790	1,350	1,100	1,400	758	1,450	1,900	16,337	5,118	11,219
WASTEWATER CAPITAL	611	9,741	2,200	3,000	2,300	2,000	2,450	1,750	2,600	1,750	2,750	1,750	22,041	10,250	11,791
STREET CAPITAL	434	1,447	150	615	150	200	150	551	150	200	150	200	2,197	1,766	431
Sub-totals:		33,073	5,655	5,283	5,805	3,958	6,055	5,429	6,255	3,968	6,455	5,001	63,298	23,639	39,659
GRANTS & DONATIONS															
ODOT*	420	0	12,000	12,000					0	0	0	0	12,000	12,000	0
FEDERAL GRANT*	420	0	877	877			3,589	3,589	0	0	0	0	4,466	4,466	0
Sub-totals:		0	12,877	12,877	0	0	3,589	3,589	0	0	0	0	16,466	16,466	0
Grand Totals		**33,073**	**18,532**	**18,160**	**5,805**	**3,958**	**9,644**	**9,018**	**6,255**	**3,968**	**6,455**	**5,001**	**79,764**	**40,105**	**39,659**

*These funds may not pass through the City's budget.

**Proposed CDBG Capital Projects are identified in March. Therefore, Community Development Block Grant projects are not included.

SECTION IV PROJECTS

SYSTEM **PAGE**

UNDERSTANDING THE PROJECT PAGES 20

STORMWATER

Overview 21
FY20-FY22 Capital Project Update 22
FY23-FY27 Ongoing Programs 24
FY23-FY27 Capital Projects 28
Unfunded Priority Project List 36

TRANSPORTATION

Overview 37
FY20-FY22 Capital Project Update 38
FY23-FY27 Ongoing Programs 40
FY23-FY27 Capital Projects 45
Unfunded Priority Project List 50

WASTEWATER

Overview 52
FY20-FY22 Capital Project Update 53
FY23-FY27 Ongoing Programs 54
FY23-FY27 Capital Projects 57
Unfunded Priority Project List 60

BUILDINGS AND PROPERTY

Overview 61
FY20-FY22 Capital Project Update 62
FY23-FY27 Ongoing Programs 63
Unfunded Priority Project List 64

UNDERSTANDING THE PROJECT PAGES

Once projects are identified and selected for inclusion in the Capital Improvement Program, a project page is created for the project. The project page includes important information about a project such as: project description, relation to plans and policies, and status. This information is important for conveying and tracking details as each project moves from concept to construction. The following is a list and description of these elements:

Project Description – This is a description or early scope for a project. Many times this description will be very broad as it may be taken from a master plan or refinement plan and most likely in conceptual form. The actual scope of a project is generally refined through the various phases of project planning, design and delivery.

Project Status – Status describes the current stage of the Project, e.g. Planning, design, or construction.

Specific Plans/Policies related to this Project – This is a list of the various Council Goals, master plans, refinement plans, adopted policies, and/or reports that relate to a project.

Expenditure Schedule – Lists various project activities and estimates the timing and cost to accomplish the project activity.

Funding Source – Describes how and when a project will/needs to be funded and the source of that funding (e.g., bonds, capital funds, SDCs, grants).

STORMWATER

Overview

Stormwater projects fall into several categories:

Stormwater Studies – These projects typically fund the study of an area or basin to review current conditions and model future conditions to determine capital investment needs such as water quality facilities, repairs and upgrades, or system expansion.

Stormwater Rehab/Improvements – These projects typically provide upgrades to the City's existing stormwater system or the removal of inactive or potentially unsafe storm lines. Projects may include the repair and upsizing of storm lines, or the addition of storm lines to reduce localized flooding and enhance system performance.

Capacity Enhancement – These projects typically provide additional capacity to an existing stormwater system that is currently undersized or address capacity needs that have been identified to support future growth. These types of improvements may include an additional detention pond, detention facilities, offline water quality treatment facilities, or increased pipe capacity.

Restoration and enhancement – These projects typically involve restoring or enhancing streams and waterways. Projects may include repairing channel deterioration, providing access for fish passage, removal of invasive plant species and enhancing native species, or improving flow capacity.

New Facilities - These projects typically add new capacity to the system by constructing new stormwater facilities because of or in anticipation of new development, or permit requirements to expand treatment capacity. Projects may include storm lines or water quality facilities built as part of a new subdivision or identified in the Stormwater Master Plan. Projects may also include the extension of stormwater pipelines to support growth.

FY20-FY22 Capital Project Status Update - Stormwater

Project Title	Project Number	In Previous CIP	Project Category	Project Status	FY22 Budget ($ in Thousands)	Total Cost to Complete	Notes
5th St./EWEB Path Pipe Upgrade	P21124	X	Upgrades	On-Hold	$112		
Booth Kelly Stormwater Drainage Plan Implementation	P50234	X	Upgrades	Not Started	$150		
Irving Slough Improvements	P21138	X	Water Quality	Not Started	$785		
2021 Maintenance Hole Rehab	P21168		Repair and Preservation	Design	$75		Construction planned for FY22
Channel 6 Master Plan Implementation	P41020	X	Upgrades	On-Hold	$799		
Stormwater Master Plan Update	P41021	X	Studies	Not Started	$0		
Glenwood Stormwater Master Plan	P41042	X	Studies	Planning	$100		
42nd Street Levee Study	P41044	X	Flood Control	Planning	$534		Receiving a State grant ($40,000) in FY22
Glenwood Park Blocks	P41045	X	Studies	Not Started	$50		
Stormwater Repair	P61002	X	Repair and Preservation	Ongoing Program	$500		
Channel Improvement	P61004	X	Water Quality	Ongoing Program	$1,092		
MS4 Permit Implementation	P61005	X	Water Quality	Ongoing Program	$40		
Riparian Land Management	P61006	X	Water Quality	Ongoing Program	$500		
HOA Water Quality Facilities	P61013	X	Water Quality	Ongoing Program	$85		
2016 Manhole Surface Repair	P21131		Repair and Preservation	Completed		$38,824	Constructed in FY20
Over-Under Emergency Repair	P21163		Repair and Preservation	Completed		$121,243	Constructed in FY20

Drainage Repair

Department Development and Public Works

Project Description:
This program involves the rehabilitation of Springfield drainage systems; to repair or replace older pipe in the system and solve flooding problems and reduce street surface failures due to poor drainage. This program also includes rehabilitation of catch basins and culverts to prevent flooding, and the contractual cleaning of large storm sewer pipe. Potential projects include:

Project Status:
Ongoing Program

Specific Plans/Policies Related to this Project:
Springfield Stormwater Management Plan
Stormwater Master Plan
DEQ Stormwater Discharge Permit
Asset Management Program
Natural Hazard Mitigation Plan

Capital Costs ($ in thousands)

Fund	2023	2024	2025	2026	2027	Total
Stormwater Capital	$150	$150	$150	$150	$150	$750
Stormwater Reimbursement SDC	$50	$50	$50	$50	$50	$250
Total	$200	$200	$200	$200	$200	$1,000

Channel Improvement

Department Development and Public Works

Project Description:
This project is intended to provide improvements to key drainage ways to address barriers to fish passage, and to correct previous channel modifications that have caused deterioration of flow capacity, water quality, and fish habitat functions. These improvements include culvert replacements or retrofits, road crossing and outfall modifications, and channel restoration. The adoption of the Springfield Total Maximum Daily Load Implementation Plan identifies an additional temperature benefit from channel restoration and shading.

Project Status:
Ongoing Program

Specific Plans/Policies Related to this Project:
Springfield Stormwater Management Plan
Stormwater Master Plan
DEQ Stormwater Discharge Permit
Asset Management Program
Natural Hazard Mitigation Plan
Total Maximum Daily Load (TMDL) Implementation Plan

Capital Costs ($ in thousands)

Fund	2023	2024	2025	2026	2027	Total
Stormwater Capital	$80	$80	$80	$80	$80	$400
Stormwater Reimbursement SDC	$20	$20	$20	$20	$20	$100
Total	$100	$100	$100	$100	$100	$500

MS4 Permit Requirements

Department Development and Public Works

Project Description:
Develop and implement programs and projects to comply with the National Pollutant Discharge Elimination System (NPDES) Municipal Separate Storm Sewer System (MS4) Discharge requirements. In 2003, the City applied for an MS4 permit from the Oregon Department of Environmental Quality (DEQ), which authorizes the City to lawfully discharge stormwater to the McKenzie and Willamette Rivers and their tributaries. The Permit was renewed in 2021 and requires the City to implement programs and capital projects that improve stormwater quality. Data show that stormwater in Springfield waterways routinely violates water quality standards established to protect human health and aquatic life. This project provides for minor capital improvements and/or capital equipment purchases necessary and appropriate to address high priority water quality problem areas.

Project Status:
Ongoing Program

Specific Plans/Policies Related to this Project:
Springfield Stormwater Management Plan
Stormwater Master Plan
DEQ Stormwater Discharge Permit
Total Maximum Daily Load (TMDL) Implementation Plan

Capital Costs ($ in thousands)

Fund	2023	2024	2025	2026	2027	Total
Stormwater Capital	$20	$20	$20	$20	$20	$100
Stormwater Reimbursement SDC	$20	$20	$20	$20	$20	$100
Total	$40	$40	$40	$40	$40	$200

Riparian Land Management

Department Development and Public Works

Project Description:
This project provides funding to purchase riparian area lands from private property owners where needed to meet City and regulatory objectives for water quality, stormwater management, flood control and habitat protection. It also provides funding for consultant services to evaluate riparian buffer areas, City and other activities affecting them. Property acquisitions will typically result in increased operational spending to maintain city owned property. Projects developed on property acquired may, however, produce savings through reduced spending for flood control, water quality improvement, and wetland mitigation activities. Project funding levels have been reduced to conform to eligibility levels for improvement SDCs. Council adoption and implementation of a reimbursement SDC may permit restoration of prior funding levels.

Project Status:
Ongoing Program

Specific Plans/Policies Related to this Project:
Springfield Stormwater Management Plan
Stormwater Master Plan
DEQ Stormwater Discharge Permit
Total Maximum Daily Load (TMDL) Implementation Plan

Capital Costs ($ in thousands)

Fund	2023	2024	2025	2026	2027	Total
Stormwater Capital	$15	$15	$15	$15	$15	$75
Stormwater Reimbursement SDC	$13	$13	$13	$13	$13	$65
Total	$28	$28	$28	$28	$28	$140

HOA Water Quality Facilities (WQF)

Department Development and Public Works

Project Description:
There are approximately 40 WQFs in subdivisions that were built between 1993 and 2010 that are privately owned by HOAs or another private entity (individual residents, the original developer, etc.). The City has taken a progressively more active role in maintaining these facilities over the past five years. With the approval of Council in 2013, the City's Operations Division hires a temporary work crew each summer to manage vegetation in the facilities and ensure they are functioning properly. This capital program will begin setting aside funds to take over and bring into compliance selected privately owned water quality facilities.

Project Status:
Ongoing Program

Specific Plans/Policies Related to this Project:
Springfield Stormwater Management Plan
Stormwater Master Plan
DEQ Stormwater Discharge Permit
Total Maximum Daily Load (TMDL) Implementation Plan

Capital Costs ($ in thousands)

Fund	2023	2024	2025	2026	2027	Total
Stormwater Capital	$85	$85	$85	$85	$85	$425
Stormwater Reimbursement SDC						
Total	$85	$85	$85	$85	$85	$425

Glenwood Stormwater Planning/Implementation

Department Development and Public Works

Project Description:
To improve the stormwater system including pipe and open channel improvements, for flood control and water quality improvements at various locations within Glenwood as identified in the Stormwater Facilities Master Plan (SWFMP), and to support implementation of the existing refinement plan for Glenwood. This project has involved evaluation of the Glenwood area and identification of new stormwater outfall locations and construction/enhancement of existing outfall structures to the Willamette River. Specific projects will be implemented as development occurs, consistent with the Public Facilities and Services Plan (PFSP). This project is moving into the next phase which involves preliminary design and initiating permitting activities to advance development.

Project Status:
Planning

Specific Plans/Policies Related to this Project:
Springfield Stormwater Management Plan
Stormwater Master Plan
DEQ Stormwater Discharge Permit
Total Maximum Daily Load (TMDL) Implementation Plan
Glenwood Refinement Plan

Capital Costs ($ in thousands)

Fund	2023	2024	2025	2026	2027	Total
Stormwater Capital	$220					$220
Sormwater Improvement SDC	$30					$30
Total	$250	$0	$0	$0	$0	$250

High Banks Road (42nd Street) Levee

Department Development and Public Works

Project Description:
Conduct a study of the condition of the High Banks Road (42nd Street) Dike to identify any structural or non-structural deficiencies and to evaluate the potential for obtaining federal accreditation of this Dike as a flood control facility under the National Flood Insurance Program and for compliance with the National Levee Safety Program. FEMA conducted an initial study in 2018, and the City now needs to begin implementing the recommended upgrades and repairs, as well as conduct further investigation. The City will receive one State grant in FY22 to managed through Lane County for further study, and a second grant through the State in FY23. The second grant will be through American Recovery Plan Act (ARPA) funds.

Project Status:
Planning

Specific Plans/Policies Related to this Project:
National Levee Safety Program
National Flood Insurance Program
High Bank Road Dike Operation and Maintenance Agreement
Natural Hazard Mitigation Plan

Capital Costs ($ in thousands)

Fund	2023	2024	2025	2026	2027	Total
State Grant	$100					$100
Total	$100	$0	$0	$0	$0	$100

Irving Slough Headgate to Outfalls

Department Development and Public Works

Project Description:
The project consists of open channel improvements in multiple locations for flood control and the construction of a stormwater storage facility. Water quality improvements will be incorporated into the project where applicable to meet regulatory requirements. The Stormceptor at Olympic Street will also be replaced. This project will be constructed as part of the N. 42nd Street Improvements Project

Project Status:
Not Started

Specific Plans/Policies Related to this Project:
Springfield Stormwater Management Plan
Stormwater Master Plan
DEQ Stormwater Discharge Permit
Total Maximum Daily Load (TMDL) Implementation Plan

Capital Costs ($ in thousands)

Fund	2023	2024	2025	2026	2027	Total
Stormwater Capital		$440	$750			$1,190
Sormwater Improvement SDC						$0
Total	$0	$440	$750	$0	$0	$1,190

S. 67th Street Stormwater Improvements

Department Development and Public Works

Project Description:
Pipe improvements for flood control. Currently, during heavy rainfall the storm system surcharges at 67th and Main Street flooding private property.

Project Status:
Not Started

Specific Plans/Policies Related to this Project:
Stormwater Master Plan
DEQ Stormwater Discharge Permit
Natural Hazard Mitigation Plan

Capital Costs ($ in thousands)

Fund	2023	2024	2025	2026	2027	Total
Stormwater Capital				$408		$408
Sormwater Improvement SDC				$42		$42
Total	$0	$0	$0	$450	$0	$450

Jasper-Natron

Department Development and Public Works

Project Description:
The Jasper-Natron area requires comprehensive evaluation for future stormwater infrastructure needs to support future growth and meet the City's DEQ Stormwater Discharge Permit requirements. The first phase of the project will completing the analysis to develop a master plan for the basin, followed by implementation either by private developments, or City sponsored initiatives. The funding identified is for study and plan development.

Project Status:
Not Started

Specific Plans/Policies Related to this Project:
Stormwater Master Plan
DEQ Stormwater Discharge Permit
Natural Hazard Mitigation Plan
Total Maximum Daily Load (TMDL) Implementation Plan

Capital Costs ($ in thousands)

Fund	2023	2024	2025	2026	2027	Total
Stormwater Capital					$350	$350
Sormwater Improvement SDC					$350	$350
Total	$0	$0	$0	$0	$700	$700

Lower Mill Race

Department Development and Public Works

Project Description:
Design and construct a daylight or diversion pretreatment structure, an offline water quality treatment facility, and a green pipe open channel improvement. Additional detail for this multi-faceted project are in WQ-12 project of the Stormwater Facilities Master Plan.

Project Status:
Not Started

Specific Plans/Policies Related to this Project:

- Stormwater Master Plan
- DEQ Stormwater Discharge Permit
- Natural Hazard Mitigation Plan
- Total Maximum Daily Load (TMDL) Implementation Plan
- Booth Kelly Stormwater Plan
- Stormwater Management Plan
- Mill Race Ecosystem Plan

Capital Costs ($ in thousands)

Fund	2023	2024	2025	2026	2027	Total
Stormwater Capital					$500	$500
Sormwater Improvement SDC					$73	$73
Total	$0	$0	$0	$0	$573	$573

Mill Race Firm Update

Department Development and Public Works

Project Description:
Using consulting services, prepare a scope document for a new flood plain study to update the Flood Insurance Rate Map (FIRM) for the Springfield Mill Race from the inlet at Clearwater Park to the outlet at Island Park to incorporate construction changes.

Project Status:
Not Started

Specific Plans/Policies Related to this Project:
Natural Hazard Mitigation Plan
Continued Participation in the National Flood Insurance Program

Capital Costs ($ in thousands)

Fund	2023	2024	2025	2026	2027	Total
Stormwater Capital					$200	$200
Total	$0	$0	$0	$0	$200	$200

Over-Under Channel Phase 2

Department Development and Public Works

Project Description:
The Over-Under Channel system has approximately 2,200 linear feet of woodstave pipe, and 1,000 linear feet of corrugated metal pipe (CMP) remaining under the existing channel. Phase 2 is intended to replace the existing woodstave and remaining CMP with a new pipe, as well as provide a parallel pipe for additional capacity as recommended in the 2008 Stormwater Facility Master Plan and the Over-Under Channel investigative report. The remaining pipe to be replaced runs from 10th Street east to 14th Street across Springfield School District property and Willamalane Park property.

Project Status:
Not Started

Specific Plans/Policies Related to this Project:
Stormwater Master Plan

Capital Costs ($ in thousands)

Fund	2023	2024	2025	2026	2027	Total
Stormwater Capital					$500	$500
Sormwater Improvement SDC					$10	$10
Total	$0	$0	$0	$0	$510	$510

Unfunded Projects List - Stormwater

Project Title	Project Category	Project Status	Estimated Funding Need	Notes
Gray Creek/72nd Street	Expansion	Not Programmed-Pending Funding	$6,000,000	Construction of new channels and other improvements to accommodate runoff from future development
Corporate Way Pond	Studies	Not Programmed-Pending Funding	$250,000	Develop a vegatation management plan SWMP Project 43-WQ
Cedar Creek Intake Reconstruction	Water Quality	Not Programmed-Pending Funding	$1,000,000	Restoration work to improve and manage year round flow volumes
North Willamette Heights	Studies	Not Programmed-Pending Funding	$100,000	Develop a basin specific master plan to guied development and redevelopment
Jasper Slough	Restoration	Not Programmed-Pending Funding	$100,000	Culvert and open channel improvements along with riparian vegetation restoration
Woodstave Removal	Upgrades	Not Programmed-Pending Funding	$750,000	This pipeline is located south of S. A Street and is complicated by the fact portions of the line are under existing buildings and lack public access easements
S and T Streets Drainage	Upgrades	Not Programmed-Pending Funding	$750,000	Upgrade project to improve inadequate storm system and alleviate localized flooding. Reference Channel 6 Study and Master Plan
I-5 N. Gateway/Sports Way Channel	Water Quality	Not Programmed-Pending Funding	$750,000	Construct a combination flood control/water quality facility adjacent to the Gateway Natural Resource area.
Q Street Channel	Water Quality	Not Programmed-Pending Funding	$750,000	Channel Repair, riparian enhancement and shading to address temperature issues in the TMDL.
Maple Island Slough	Studies	Not Programmed-Pending Funding	$650,000	Evaluate capacity needs to support developments and develop a vegetation management plan.

TRANSPORTATION

Overview

Transportation projects fall into the categories noted below:

Planning and Project Development – These projects range from larger facility planning, to concept project planning, to specific project development. Funding for these projects relies heavily on Federal and State funds, with City funds used to supplement project budgets and, in some cases, provide required match funding to external resources. Current examples of this in the CIP are Mill Street Reconstruction and Franklin Boulevard Phase 2 Improvements.

Maintenance and Operations – These projects are typically programmatic and can provide funding for a range of activities within each project. Street Light Infill and Pole Replacement, Traffic Control Projects, and Intelligent Transportation System investments fall in to this category.

Pavement Preservation – These projects are identified by the Operations Division through the Infrastructure Management System. Funding for these projects relies heavily on local and State fuel tax revenues and are supplemented with Transportation Reimbursements SDCs, and federal dollars programmed at the discretion of the Central Lane Metropolitan Planning organization (MPO). Examples of pavement preservation projects is the Street Seal and Overlay program identified in this CIP and the Street Bond preservation projects identified in the previous CIP and current Capital Budget.

System Improvement, Existing – These projects typically either bring existing infrastructure up to the adopted urban standards, or make capacity and safety improvements to existing facilities. Funding for these projects rely on all available resources. A current example of these types of projects in the CIP is the Filling the Gaps – Safe Routes to Schools project.

System Improvement, New Facilities – These projects typically add new infrastructure to the City's transportation system and are identified within the various planning documents. The trigger for these projects is driven mostly by growth and an identified future need to relieve stress on the system. Project funding relies on all available sources.

FY20-FY22 Capital Project Status Update - Streets and Transportation

Project Title	Project Number	In Previous CIP	Project Category	Project Status	FY22 Budget ($ in Thousands)	Total Cost to Complete ($ in Thousands)	Notes
Virginia/Daisy Bicycle Blvd. Phase 1	P21114	X	Safety	Completed		$1,406	Construction of Phase 1 (42nd Pl. to 51st Pl.) improvements completed in FY21
Main St. Pedestrian Crossings Phase 3	P21142	X	Safety	Completed		$316	Final crossing location constructed in FY20
Filling the Gaps - Sidewalk Infill Project	P21147	X	Safety	Design	$225		Majority of funding received through State gants
14th St. and Commercial St. Overlays	P21150	X	Repair and Preservation	Completed		$335	Constructed in FY20
Centennial Blvd Overlay	P21151	X	Repair and Preservation	Design	$719		Construction planned for FY22
High Banks Rd./58th St./ Thurston Rd. Overlay	P21152	X	Repair and Preservation	Construction	$999		Active Construction with completion in FY22
S. 28th Street Paving	P21155	X	Upgrades	Design	$1,272		30% design review complete
Mill Street Reconstruction	P21156	x	Repair and Preservation	Planning	$40		Consultant contract executed in FY22
Mohawk blvd./Olympic St. Overlay	P21157	x	Repair and Preservation	Construction	$0		Active Construction with completion in FY22
Virginia/Daisy Bicycle Blvd. Phase 2 - S. 42nd St. Roundabout	P21159	X	Safety	On-Hold	$604		Design is scheduled to begin in late FY22
G Street, 21st St., and 5th & M St. School crossing and ADA Improvements	P21161		Safety	Completed		$335	Project was funded with federal CDBG funds and completed in FY21
42nd St. Overlay	P21162	X	Repair and Preservation	Completed		$400	Constructed in FY22
Gateway/Kruse Improvements	P21165	x	Safety	Design	$0		
Jasper Rd./Dondea RRFB	P21167		Safety	Design	$0		Funded with Safe Routes To Schools (SRTS) and MPO grant funds
City of Springfield Signal Enhancements	P21173		Upgrades	Design			Funded with State All Roads Transportation Safety (ARTS) grant funds
Jasper/Filbert RRFB Crossing	P21174		Safety	Design	$0		Funded with Safe Routes To Schools (SRTS) grant funds
Slurry Seal 2021	P21175	X	Repair and Preservation	Completed		$350	Completed in FY22 in through and IGA with Lane County

FY20-FY22 Capital Project Status Update - Streets and Transportation

Project Title	Project Number	In Previous CIP	Project Category	Project Status	FY22 Budget ($ in Thousands)	Total Cost to Complete ($ in Thousands)	Notes
Virginia/Daisy Bicycle Blvd. Phase 1	P21114	X	Safety	Completed		$1,406	Construction of Phase 1 (42nd Pl. to 51st Pl.) improvements completed in FY21
Franklin OR 225	P21176		Upgrades	Planning	$60		Recently funded through reallocation of MPO funds
West D Street Improvements	P41049	x	Safety	Design		$39	Project identified and funded though the Walking-Biking Safety grant application
Franklin Phase 2 Design	P41058	x	Upgrades	Design	$0		
ADA Transition Projects	P61003	X	Upgrades	Ongoing Program	$50		
Transportation Demand Management	P61007	X		Ongoing Program			Funds set aside to advance projects to enhance non-auto travel links thoughout the City.
Traffic Control Projects	P61008	X		Ongoing Program			Funds set aside to advance intersection improvement projects. Example: S. 42nd St.\Daisy Intersection.
Gateway Area Traffic Improvements	P61009	X		Ongoing Program			Funds set aside to advance project in the Gateway area to increase capacity.

ADA Transition Projects

Department Development and Public Works

Project Description:
The Americans with Disabilities Act of 1990 requires the City to maintain a "Transition Plan" that details how it will bring facilities that were not in compliance at the adoption of the act, up to the newly adopted standards. Currently, the City policy is to correct defects as projects occur and to make improvements as requests are received from citizens who make their need known. This project will set aside funds to be used for high priority locations that are identified, and will allow the City to respond in a timely manner to those requests.

Project Status:
Ongoing Program

Specific Plans/Policies Related to this Project:
Springfield TSP
Regulatory Requirements

Capital Costs ($ in thousands)

Fund	2023	2024	2025	2026	2027	Total
Street Capital	$50	$50	$50	$50	$50	$250
Transportation Reimbursement SDC	$50	$50	$50	$50	$50	$250
Total	$100	$100	$100	$100	$100	$500

Transportation Demand Management

Department Development and Public Works

Project Description:
The project includes match funding for other transportation options projects to enhance non-auto travel links in the community such as Street multi-use paths, bike lane striping, enhancements to pedestrian facilities, and other activities that promote non-single auto travel choices.

Project Status:
Ongoing Program

Specific Plans/Policies Related to this Project:

Springfield TSP	TDM Goals
State Legislation	Regional Transportation Plan

Capital Costs ($ in thousands)

Fund	2023	2024	2025	2026	2027	Total
Transportation Improvement SDC	$10	$10	$10	$10	$10	$50
Total	$10	$10	$10	$10	$10	$50

Traffic Control Projects

Department Development and Public Works

Project Description:
This project is for installation of new traffic signals and modification of existing signals or installation of roundabouts at various City intersections. Example intersections include: Thurston Rd. & 66th St., 42nd St. & Marcola Road, South 42nd & Daisy St., South 40th & Daisy St., 19th St. and Marcola Rd., and 28th St. & Centennial Blvd. Signal modifications may include changing phase order, adding overlaps, and other enhancements to safety or efficiency like improved pedestrian crossings. Various striping and signing improvements may also be implemented under the Traffic Control Projects. Funding is set aside in this program and as projects are identified that fit into this category they are given an individual account and at that time another source of funding will be identified to match the allowable SDC funds.

Project Status:
Ongoing Program

Specific Plans/Policies Related to this Project:
Springfield TSP Regional Transportation Plan
Council Policy

Capital Costs ($ in thousands)

Fund	2023	2024	2025	2026	2027	Total
Transportation Improvement SDC	$35	$35	$35	$35	$35	$175
Total	$35	$35	$35	$35	$35	$175

Gateway Area Traffic Improvements

Department Development and Public Works

Project Description:
Transportation improvements at various locations in the Gateway area to increase capacity, relieve congestion, and improve safety. Funding is set aside in this program and as projects are identified that fit into this category they are given an individual account and at that time another source of funding is identified to match the allowable SDC funds.

Project Status:
Ongoing Program

Specific Plans/Policies Related to this Project:

Springfield TSP	Gateway Traffic Capacity Analysis
Council Goals	I-5/Beltline Environmental Assessment

Capital Costs ($ in thousands)

Fund	2023	2024	2025	2026	2027	Total
Transportation Improvement SDC	$225	$225	$225	$225	$225	$1,125
Total	$225	$225	$225	$225	$225	$1,125

Intelligent Transportation Systems (ITS)

Department Development and Public Works

Project Description:
ITS projects in various locations to increase communications, capacity, safety and traveler information. Funding is set aside in this program and as projects are identified that fit into this category they are given an individual account and at that time another source of funding will be identified to match the allowable SDC funds.

Project Status:
Ongoing Program

Specific Plans/Policies Related to this Project:
Regional ITS Operations & Implementation Plan for Eugene-Springfield Metropolitan Area
Springfield TSP

Capital Costs ($ in thousands)

Fund	2023	2024	2025	2026	2027	Total
Transportation Improvement SDC	$25	$25	$25	$25	$25	$125
Total	$25	$25	$25	$25	$25	$125

Local/Residential Street Preservation and Maintenenace

Department Development and Public Works

Project Description:
A continuing street maintenance preservation effort by slurry and crack sealing of Local/Residential Street System performed by contract. In order to maintain the City's local street system approximately 5 to 8 miles should be crack sealed and slurry sealed annually. Funds prgrammed fund an annual slurry seal project.

Project Status:
Ongoing Program

Specific Plans/Policies Related to this Project:
Infrastructure Management System

Capital Costs ($ in thousands)

Fund	2023	2024	2025	2026	2027	Total
Street Capital	$150	$150	$150	$150	$150	$750
Total	$150	$150	$150	$150	$150	$750

42nd Street Operational, Safety, and Mobility Improvements

Department Development and Public Works

Project Description:
Upgrade to address safety and operations, in particular for freight accessing the OR 126 Expressway-Freight Route and OR 126B-Main St. Upgrade the UP rail crossing serving the International Paper, Sierra Pine, and Weyerhaeuser industrial center, upgrade intersection control at the westbound OR 126 ramp terminal, add urban level lighting, add ADA-accessible connections from Olympic St. and Industrial Ave. to the McKenzie Levee Path, add left turn bay on 42nd St. at Industrial Ave and improve traffic signals at the eastbound OR 126 ramp terminal, Olympic Street and the International Paper driveways.

Project Status:
Not Started

Specific Plans/Policies Related to this Project:
Springfield 2030 Infrastructure Management System
Springfield TSP

Capital Costs ($ in thousands)

Fund	2023	2024	2025	2026	2027	Total
State Funds Transfer	$12,000					$12,000
Total	$12,000	$0	$0	$0	$0	$12,000

Q Street Reconstruct - 5th to Pioneer Parkway East

Department Development and Public Works

Project Description:
According to the most recent City of Springfield pavement condition index data, Q Street between 5th and Pioneer Parkway East is in poor condition and requires reconstruction curb to curb. As part of the project all facilities such as ADA feature will be brought into compliance.

Project Status:
Not Started

Specific Plans/Policies Related to this Project:
Infrastructure Management System
Springfield TSP

Capital Costs ($ in thousands)

Fund	2023	2024	2025	2026	2027	Total
Federal Aid Grant	$637		$3,589			$4,226
Transportation Reimbursement SDC	$73		$60			$133
Street Capital			$351			$351
Total	$710	$0	$4,000	$0	$0	$4,710

Virginia- Daisy Bikeway -- 32nd Street RRFB

Department Development and Public Works

Project Description:
Design and construct a rapid rectangular flashing beacon (RRFB) crossing at the intersection of 32nd St and Virginia. This was a key safety element identified in the Virginia-Daisy Bikeway plan. Funding for this element was recently secured through reallocation of federal funds from another Springfield project.

Project Status:
Not Started

Specific Plans/Policies Related to this Project:
Springfield TSP

Capital Costs ($ in thousands)

Fund	2023	2024	2025	2026	2027	Total
Federal Aid Grant	$240					$240
Transportation Reimbursement SDC	$27					$27
Total	$267	$0	$0	$0	$0	$267

Aspen Street Improvements

Department Development and Public Works

Project Description:
The City has negotiated jurisdictional os Aspen St. and Menlo Lp. Between Centennial Blvd. and Tamarack St. As part of the transfer agreement, the County is giving the City $415,000 to facilitate pavement improvments as well as facilities upgrades (e.g., sidewalks).

Project Status:
Not Started

Specific Plans/Policies Related to this Project:
Infrastructure Management System

Capital Costs ($ in thousands)

Fund	2023	2024	2025	2026	2027	Total
Street Capital	$415					$415
						$0
Total	$415	$0	$0	$0	$0	$415

Unfunded/Partial Funded Projects List - Streets and Transportation

Project Title	Project Category	Project Status	Estimated Funding Need	Notes
Virginia-Daisy Bikeway Phase 3	Upgrades	Not Programmed-Pending Funding	$1,400,000	Construction of Bicycle, pedestrian, and ADA improvements between S. 32nd Street and S. 42nd Street. Currently scoping for potential ARTS grant funding.
Gateway-Beltline Intersection Improvements	Upgrades	Not Programmed-Pending Funding	$20,000,000	Phase 2 improvements currently outlined in the Revised Environmental Assessment (REA) include construction of a couplet.
Signal System Mondernization	Upgrades	Not Programmed-Pending Funding	$55,000 on an annual basis	Upgrade program to keep City traffic signals up to date on technology
S. 48th Street connection - Main to Daisy	Expansion	Not Programmed-Pending Funding	$927,000	Construction of this new road segment is delopment driven.
Bridge Preservation	Repair and Preservation	Not Programmed-Pending Funding	$50,000 on an annual basis	This City owns 14 bridges that are inspected on a biennial schedule by ODOT. This program would facilitate completion of identified repair needs
Downtown District Pedestrian Scale Lighting	Upgrades	Not Programmed-Pending Funding	$7,600,000	Complete all downtown lighting upgrade phases.
Arterial/Collector Street Preservation Program	Repair and Preservation	Not Programmed-Pending Funding	$1,000,000 on an annual Basis	A continuing street maintenance effort of pavement sealing and/or overlay of the Arterial/Collector Street System
Street Light Infill & LPS Light Replacement/Upgrades	Upgrades	Not Programmed-Pending Funding	$2,000,000	Replace 2,720 existing low pressure sodium (LPS) lights with LED technology and reduce energy costs.
Arterial/Collector Street Reconstruction Program	Restoration	Not Programmed-Pending Funding	$1,000,000 on an annual Basis	Within the City's Street inventory, the condition of approximately 24 miles of streets classified as a collector or arterial have deteriorated to the point that reconstruction of the structure is the only option
Local/Residential Street Reconstruction	Restoration	Not Programmed-Pending Funding	$300,000 on an annual basis	Within the City's Street inventory, the condition of approximately 68 miles of local/residential streets has deteriorated to the point that reconstruction of the structure is the only option
Maple Island Improvements	Upgrades	Not Programmed-Pending Funding	$2,000,000	This project will upgrade the roundabout at Maple Island Road and International Way. It will also extend the Maple Island Loop Road to the north along the Maple Island Slough.
Intelligent Lighting Controls	Upgrades	Not Programmed-Pending Funding	$700,000	An Intelligent lighting system will monitor street light performance, enhancing operations and maintenance
Main Street Lighting	Upgrades	Not Programmed-Pending Funding	$1,000,000	The project will add lighting to Main Street from 20th to 72nd by placing lights on existing poles where available and installing new poles where necessary
Pedestrian Crossing Enhancements	Safety	Not Programmed-Pending Funding	$750,000	Several crossings have been identified that would receive a safety benefit from the installation of a RRFB (Rectangular Rapid Flashing Beacon) or a PHB (Pedestrian Hybrid Beacon).
Signal Communications	Upgrades	Not Programmed-Pending Funding	$500,000	The project will evaluate central system software, fiber optic lines, wireless radio communication, and existing copper connections

Unfunded/Partial Funded Projects List - Streets and Transportation

Project Title	Project Category	Project Status	Estimated Funding Need	Notes
Glenwood Riverfront Path	Expansion	Not Programmed-Pending Funding	$1,000,000	The project will complete required Federal National Environmental Policy Act (NEPA) documentation and approval for the new Glenwood Multi-Use Riverfront Path, including locating the path alignment along the Willamette River and completing pathway design
Laura Street	Upgrades	Not Programmed-Pending Funding	TBD	Urban standards project in partnership with Lane Co.
Franklin Blvd Phase 2		Not Programmed-Pending Funding		Construct Mississippi Ave roundabout and segment to just east of Henderson Ave.
Main Street Safety Project Phase 1		Not Programmed-Pending Funding	$17,600,000	
28th St Bike Lanes		Not Programmed-Pending Funding	TBD	Currently scoping for potential ARTS grant funding
14th St Bikeway		Not Programmed-Pending Funding	TBD	Currently scoping for potential ARTS grant funding
E St Bikeway		Not Programmed-Pending Funding	TBD	
48th Street / G Street / 52nd Street Path		Not Programmed-Pending Funding	TBD	
McKenzie River Path		Not Programmed-Pending Funding	TBD	

WASTEWATER

Overview

Wastewater projects included in this CIP fall into two categories:

Preservation and Rehabilitation – These projects typically involve upgrading the current wastewater system. Projects may include the rehabilitation of existing sanitary sewer lines, laterals and connections to reduce infiltration and inflow of groundwater into the system.

New Facilities – These projects typically involve the construction of new wastewater facilities as a result, or in anticipation of new development. Projects may include sanitary sewer lines built as part of a new subdivision and extension of sanitary sewer trunk lines.

FY20-FY22 Capital Project Status Update - Wastewater

Project Title	Project Number	In Previous CIP	Project Category	Project Status	FY22 Budget ($ in Thousands)	Total Cost to Complete ($ in Thousands)	Notes
Jasper Trunk - Phase 3	P21065	X	Expansion	Design	$2,344		Design is currently at 60%, Actively working on wetlands mitigation plan
2016 Manhole Surface Repair	P21131		Repair and Preservation	Completed		$39	Constructed in FY21
S. 28th Sewer Extension	P21166	X	Expansion	Design	$1,200		Project has been initiated to correspond with 28th Street CMAQ Paving. Construction planned for FY23
42nd -48th Sewer Rehabilitation	P21170	x	Repair and Preservation	Design	$1,500		Construction planned for FY23
Crest Lane Sewer Ext.	P21171		Expansion	Completed		$44	Constructed in FY21. Example of Watewater Repair funds (P61001) utilized.
Flow Monitoring Analysis & Plan	P41041	X	Studies	Design	$200		Work on Phase 3 microbasin modeling continues. Rehab projects have been identinfied and will be programmed in the CIP
Wastwater Master Plan	P41062	X	Studies	Planning	$500		Request for proposals to be advertised in 2nd qtr of FY22
CMOM Planning & Implementation	P61000	X	Repair and Preservation	Ongoing Program	$3,200		Funds to be programmed to repair and preservation projects identified through modeling
Wastewater Repair	P61001	X	Repair and Preservation	Ongoing Program	$500		Funds programmed each year for unforeseen emergency repair work.
Local Sewer Extension	P61013	X	Expansion	On-Hold	$1,500		Funds set aside to extend wastewater service to annexed area within the City that are not currently served.

Wastewater Repair

Department Development and Public Works

Project Description:
This project involves the contracted repair or replacement of sanitary sewers that require either emergency rehabilitation as a result of Sanitary Sewer Overflows or the prospect of impending system failures. The DPW Operations Division addresses an average of four (4) emergency repairs of this nature annually.

Project Status:
Ongoing Program

Specific Plans/Policies Related to this Project:
Wastwater Master Plan
CMOM Program

Capital Costs ($ in thousands)

Fund	2023	2024	2025	2026	2027	Total
Wastewater Capital	$250	$250	$250	$250	$250	$1,250
Wastewater Reimbursement SDC	$250	$250	$250	$250	$250	$1,250
Total	$500	$500	$500	$500	$500	$2,500

CMOM Planning & Implementation

Department Development and Public Works

Project Description:
The City of Springfield's obligations in the 2001 Wet Weather Flow Management Plan (WWFMP) were completed by January 2010; however it is necessary for the City to continue to fund wastewater system rehabilitation and Inflow and Infiltration (I/I) reduction projects. These additional projects will be identified through the Wastewater Master Plan Update project and the Capacity, Management, Operations and Maintenance (CMOM) program that will likely be included in the next NPDES permit for the wastewater system.

Project Status:
Ongoing Program

Specific Plans/Policies Related to this Project:
Wastwater Master Plan
Regulatory Requirements

Capital Costs ($ in thousands)

Fund	2023	2024	2025	2026	2027	Total
Wastewater Capital	$250	$250	$1,000	$1,000	$1,000	$3,500
Total	$250	$250	$1,000	$1,000	$1,000	$3,500

Local Sewer Extensions

Department Development and Public Works

Project Description:
Within the City of Springfield's city limits and Urban Growth Boundary (UGB) are several areas that are fully developed, but lack wastewater service. The project would fund extending wastewater pipes to these areas upon request of affected property owners or annexation, with some or all of the cost possibly reimbursable through assessments. Increased infrastructure will increase the need for more maintenance personnel which impacts the wastewater operations budget. The estimated increase in the wastewater operations cost is $1,600 per 1,000 feet of new pipe.

Project Status:
Ongoing Program

Specific Plans/Policies Related to this Project:
Wastwater Master Plan
Council Goal to provide for development

Capital Costs ($ in thousands)

Fund	2023	2024	2025	2026	2027	Total
Wastewater Capital	$500	$500	$500	$500	$500	$2,500
Total	$500	$500	$500	$500	$500	$2,500

70th St Basin Rehab

Department Development and Public Works

Project Description:
One of the key goals of the CMOM Program is to eliminate inflow and infiltration (I/I). Utilizing output from the flow monitoring and analysis work, it has been determined that wastewater pipelines serving the 70th Street Basin exhibit a high rate of I/I, and thus is prioritized for a rehabilitation project.

Project Status:
Not Started

Specific Plans/Policies Related to this Project:
Wastwater Master Plan
Council Goal to provide for development

Capital Costs ($ in thousands)

Fund	2023	2024	2025	2026	2027	Total
Wastewater Capital	$2,000					$2,000
Total	$2,000	$0	$0	$0	$0	$2,000

72nd St Basin Rehab

Department Development and Public Works

Project Description:
One of the key goals of the CMOM Program is to eliminate inflow and infiltration (I/I). Utilizing output from the flow monitoring and analysis work, it has been determined that wastewater pipelines serving the 72nd Street Basin exhibit a high rate of I/I, and thus is prioritized for a rehabilitation project.

Project Status:
Not Started

Specific Plans/Policies Related to this Project:
Wastwater Master Plan
Council Goal to provide for development

Capital Costs ($ in thousands)

Fund	2023	2024	2025	2026	2027	Total
Wastewater Capital		$1,500				$1,500
Total	$0	$1,500	$0	$0	$0	$1,500

Harbor Drive Pump Station

Department Development and Public Works

Project Description:
The S. 2nd St./Harbor Drive area is currently not have sanitary sewer service. The Council has directed staff to analyze areas within the UGB where investment in infrastructure may spur residential development, and investment in the Harbor Drive Pump Station provides a key service to 58 buildable acres. This project will construct a sanitary pump station and associated pipline to connect to the dry lines previously constructed.

Project Status:
Not Started

Specific Plans/Policies Related to this Project:
Wastwater Master Plan
Council Goal to provide for development

Capital Costs ($ in thousands)

Fund	2023	2024	2025	2026	2027	Total
Wastewater Capital						
Wastewater Improvement SDC			$1,000			$1,000
Total	$0	$0	$1,000	$0	$0	$1,000

Unfunded Projects List - Watewater

Project Title	Project Category	Project Status	Estimated Funding Need ($ in thousands)	Notes
19th Street Sewer Upgrade	Upgrades	Not Programmed-Pending Funding	$1,500	Replace a 12" pipe with a new 18" pipe. With model analysis this upgrade may not be necessary. Will be evaluated with Master Plan Update
Marcola Rd Sewer	Expansion	Not Programmed-Pending Funding	$500	Provide sewer service to area within the UGB currently not annexed.
Main Street Improvements - Unit 1	Expansion	Not Programmed-Pending Funding	$2,100	Upgrade pipeline capacity to support future growth in East Springfield
Peacehealth-Riverbend PS	Expansion	Not Programmed-Pending Funding	$3,189	New pump station to support development within the Riverbend campus.
Main Street Improvements - Unit 2	Expansion	Not Programmed-Pending Funding	$1,145	Upgrade pipeline capacity to support future growth in East Springfield
Hayden Lo PS	Upgrades	Not Programmed-Pending Funding	$1,050	Upgrade existing pumps to maintain capacity and avoid potential SSOs. Project will be reevaluated as some work has been completed through routine maintenance.
River Glen PS	Upgrades	Not Programmed-Pending Funding	$950	Upgrade existing pumps to maintain capacity and avoid potential SSOs. Project will be reevaluated as some work has been completed through routine maintenance.

BUILDINGS AND PROPERTY

Overview

The Buildings and Property section identifies and programs available funds for a variety of projects that may include construction of new facilities; maintenance, repair or renovation of existing facilities; and the demolition of unnecessary or un-maintainable facilities. As the City of Springfield grows, so does the need for municipal public services. These services come with an associated infrastructure that requires continual monitoring, maintenance, replacement and/or additions.

Currently funding is only identified for one ongoing program which is the general ongoing Building Preservation program. Several other projects are identified in the Unfunded Priority Project List. On the overall buildings and Facilities needs list, there are projects at all City-owned buildings, including City Hall, Fire Stations, Museum, Justice Center, Depot, and Development and Public Works Operations Division Facilities.

FY20-FY22 Capital Project Status Update - Building and Facilities

Project Title	Project Number	In Previous CIP	Project Category	Project Status	FY22 Budget ($ in Thousands)	Total Cost to Complete ($ in Thousands)	Notes
Building Preservation	P61011	X	Repair and Preservation	Ongoing Program	$306		Program funds preservation and repairs of City owned buildings. (e.g., City Hall Seismic upgrades)
Booth Kelly Building Assessment	P41029	X	Studies	Completed	$39		Assessment is complete. City Staff will be reviewing and evaluating next steps.
Booth Kelly Roof Replacement	P21084	X	Repair and Preservation	Not Started	$100		
Booth Kelly Building Repair	P21170	x	Repair and Preservation	Not Started	$40		
Fuel Facility Stormwater Upgrade	P21121	x	Upgrades	Completed		$37	Existing oil/water separator replumbed to connect to sanitary.
Firing Range Decommissioning	P21075	X	Water Quality	On-Hold	$25		Initial study has been completed in coordination with DEQ

Building Preservation

Department Development and Public Works

Project Description:
Perform preservation, capital maintenance and repair projects on City-owned buildings, including but not limited to City Hall, 5 Fire Stations, Museum, Justice Center, Jail, Depot, Carter Building and Maintenance Facilities. Projects can include the repair, renovation or replacement of structural, mechanical, electrical, and plumbing systems. Other projects can include systems preservation such as, painting, roofing, lighting, alarm and elevator projects as well as repair and/or upgrades to aesthetic and architectural elements.

Project Status:
Ongoing Program

Specific Plans/Policies Related to this Project:
Council Goals

Capital Costs ($ in thousands)

Fund	2023	2024	2025	2026	2027	Total
Building Preservation Fund	$270	$270	$270	$270	$270	$1,350
Total	$270	$270	$270	$270	$270	$1,350

Unfunded Projects List - Buildings and Facilities

Project Title	Project Category	Project Status	Estimated Funding Need	Notes
Municipal Parking Garage	Expansion	Not Programmed-Pending Funding	$2,500,000	Initial design phase completed. Project on hold pending future Glenwood developments.
City Storage Facility	Expansion	Not Programmed-Pending Funding	$300,000	
Library	Expansion	Not Programmed-Pending Funding	$28,000,000	
City Hall Renovation	Upgrades	Not Programmed-Pending Funding	$4,000,000	
Fire Station 4	Upgrades	Not Programmed-Pending Funding	$6,100,000	
City Hall HVAC	Upgrades	Not Programmed-Pending Funding	$1,800,000	
Energy Efficiency Projects	Upgrades	Not Programmed-Pending Funding	$200,000	
Downtown Mill Plaza Design & Construction	Expansion	Not Programmed-Pending Funding	$3,700,000	
City Hall Storage	Expansion	Not Programmed-Pending Funding	$100,000	
Council Chambers Upgrades	Upgrades	Not Programmed-Pending Funding	$175,000	ARPA (American Recovery Plan Act) funds are a proposed source for moving this project forward.

AGENDA ITEM SUMMARY		
	Meeting Date:	1/18/2022
	Meeting Type:	Regular Meeting
	Staff Contact/Dept.:	Sam Kelly-Quattrocchi/Finance Kyle Greene/Community Development
	Staff Phone No:	541.236.3713
	Estimated Time:	10 Minutes
S P R I N G F I E L D C I T Y C O U N C I L	**Council Goals:**	Provide Financially Responsible and Innovative Government Services

ITEM TITLE:	NEW FEE - ENCROACHMENT TYPE 2
ACTION REQUESTED:	Hold a public hearing on Chapter 7 of the Master Fees and Charges document. MOTION: ADOPT/NOT ADOPT A RESOLUTION AMENDING MASTER FEES AND CHARGES SCHEDULE CHAPTER 7 WITH AN EFFECTIVE DATE OF FEBRUARY 1, 2022
ISSUE STATEMENT:	The Encroachment Permit Type 2 is a new fee in Chapter 7 of the Master Fees & Charges Schedule that is intended for complex encroachment permit requests that require professional engineer-stamped plans, but that do not rise to the level of a Public Improvement Permit.
ATTACHMENTS:	1. Chapter 7 Building Safety Red Lined 2. Resolution Amending Master Fees and Charges Schedule 3. Encroachment Permit Type 2 Application
DISCUSSION/ FINANCIAL IMPACT:	Staff completed the Master Fees & Charges update process on May 17th ,2021, and updated Chapter 6: Building Safety on October 18th 2021. This proposed fee will update Chapter 7 of the Master Fees & Charges by adding a new fee: Encroachment Permit Type 2 and redefining the Type 1 Encroachment Permit. There are currently two options for developers working in the right of away: an Encroachment Permit or Public Improvement Project. These two options are at opposite ends of a spectrum and often require smaller projects to be brought up to the higher Public Improvement Project cost. The Type 2 Encroachment Permit would provide a middle option for complex encroachment projects that still require an engineering stamp, but do not meet the complexity of a public improvement project. The current encroachment permit costs $351.00 plus tech fee, while a Public Improvement Permit is $9,000 plus tech fee, a difference of $8,649. The new Type 2 permit will cost developers $4,500, which will provided $4,500 in savings to developers currently going through the Public Improvement Permit process. This will not effect the smaller, Type 1, existing encroachment permit projects. Chapter 7 of the 2021 Master Fees & Charges (MF&C) schedule with redlines is included as Attachment 1, the resolution adopting the new fee as Attachment 2, and Attachment 3 is a copy of the new Type 2 Application is.

Section 7: Engineering

The following fees shall be charged for the Engineering activities of the City:

Land Drainage Alteration Permit
(Resolution 11-23, SMC 8.332(1), 8.332(2))

Plan Checking Fee
For excavation and fill on the same site, the fee shall be based on the volume of the excavation or fill, whichever is greater. Before accepting a set of plans and specifications for checking, the Development and Public Works Director shall collect a plan-checking fee. Where not covered by the approved improvement plans for the development, separate permits and fees may apply to retaining walls or major drainage structures in accordance with the State Building Code. There shall be no separate charge for standard terrace drains and similar facilities. The amount of the plan checking fee for grading plans shall be based on the average actual costs as set forth by resolution of the City Council. The rates and charges herein provided are for incurred costs based upon the use or availability for use of the public right-of-way and/or the storm sewer system, as well as for meeting the routine obligations of ownership, which is necessary for the regulation of and provision for public health, safety, and welfare. The charge is controlled by the user's or potential user's request and choice of the kind, nature and quantity of use. The plan-checking fee, for a grading permit authorizing additional work to a valid permit, shall be the difference between such fee paid for the original permit and the fee shown for the entire project.

Grading Permit Fees
A fee for each grading permit shall be paid to the Development and Public Works Director based on the average actual costs as set forth by resolution of the City Council. The rates and charges herein provided are for incurred costs based upon the use or availability for use of the public right-of-way and/or the storm sewer system, as well as for meeting the routine obligations of ownership, which is necessary for the regulation of and provision for public health, safety, and welfare. The charge is controlled by the user's or potential user's request and choice of the kind, nature, and quantity of use. The fee for grading permit authorizing additional work to that under a valid permit shall be the difference between the fee paid for the original permit and the fee shown for the entire project.

Single Family/Duplex Residential
"Short Form" fee (non-sensitive areas: *i.e.* lot slope less than 15%; no work in or near a drainageway or swale; no wetlands on site; not in a flood plain)

Flat fee	$565.00

"LDAP" fee (work within sensitive areas: *i.e.* any of the following: lot slope equal to or greater than 15%; work in or near a drainageway or swale; wetlands on site; site in flood plain)

Flat fee	$1,127.00

Commercial/Industrial/Multifamily/Other

1) Plan Check Fee		$565.00
2) Plus: Volume Fee	Up to 100 cubic yards	$281.00
	101 to 1,000 cubic yards	$281.00
	Plus: Per 100 cubic yards over 100	$55.00
	1,001 to 25,000 cubic yards	$775.00
	Plus: Per 1,000 cubic yards over 1,000	$94.00

Greater than 25,000 cubic yards:
Actual recorded staff costs, overhead
and project expenses
$3,032 minimum
Plus: $4,992 deposit and additional
deposits as required

Plus Permit Administration/Inspection Fee

Up to 100 cubic yards	$281.00
101 to 1,000 cubic yards	$281.00
Plus: Per 100 cubic yards over 100	$94.00
1,001 to 25,000 cubic yards	$1,132.00
Plus: Per 1,000 cubic yards over 1,000	$187.00

Greater than 25,000 cubic yards
Actual recorded staff costs, overhead
and project expenses
$5,311 minimum
Plus $4,709 deposit and additional
deposits as required

5% Technology Fee (surcharge) will be applied when imposed or collected.

Corrective LDAP

Any LDAP processed after work is conducted without required City approvals is considered a corrective LDAP. In addition to the normal LDAP fees, calculated based on an estimate of the work performed at the time of the corrective LDAP, the corrective LDAP shall also pay for actual recorded staff costs, overhead, and project expenses in the administration of the corrective LDAP. The initial deposits for the corrective LDAP, in addition to the standard LDAP fees, shall be $3,275 for parcels less than one acre and $3,275 + $1,664 per acre for parcels more than one acre. If the deposit is insufficient to cover City expenses for the project, additional deposits will be required.

Re-Inspection Fee $123.00

5% Technology Fee (surcharge) will be applied when imposed or collected.

Asphalt Damage Deposit

(SMC 3.210(1)(a), 3.212(3)) Before the issuance of any permit under this article, the Development and Public Works Director shall require the applicant to deposit such reasonable security as the Director requires to comply with the provisions of this article and with the City's specifications pertaining to the conduct of work.

$1,078.00

5% Technology Fee (surcharge) will be applied when imposed or collected.

Comprehensive Fee for Use of Public Ways (Non-Utility)

(SMC 3.224) No structure or device shall be placed in, upon, over or under the public way unless the owner of such structure or device shall have received a placement permit authorizing the placement of such structure or device. Any violation of this provision shall be an infraction within the meaning of Chapter 5 of this code.

Annual rental of City conduit	$2.22per foot
Annual placement fee for conduit four inches or less in diameter	$ 5.64per foot
And for each inch of diameter in excess of four inches.	$1.11per foot

5% Technology Fee (surcharge) will be applied when imposed or collected.

Wireless Telecommunications, per Structure with Attached Facilities **$649.00**

Encroachment Permit

(SMC 3.212(1)) Applications for the encroachment permit shall be on the form prescribed by the Development and Public Works Director, and accompanied by the fee therefore, in an amount fixed by the Council by resolution.

Type 1: The Encroachment Permit Type 1 is intended for encroachment permit requests that do not rise to the level of a Type 2 permit.

	$351.00
Re-inspection Fee	$123.00

5% Technology Fee (surcharge) will be applied when imposed or collected.

Type 2: The Encroachment Permit Type 2 is intended for complex encroachment permit requests that require professional plans but that do not rise to the level of a Public Improvement Project.

Deposit Flat Fee	$4,500.00

5% Technology Fee (surcharge) will be applied when imposed or collected.

Sign Permit Fee: Signs in the Public Right-of-Way (Banners)

(SMC 3.223(1),(7)) Banner. Any non-rigid material such as canvas, vinyl or cloth, with no enclosing framework, which contains advertising copy.

Over the Street Banner

(SMC 3.223(1),(7)) Over the Street Banner. A banner that hangs between two poles that straddle the City street at locations designated by the City.

Per permit	$167.00

Open Banner

(SMC 3.223(1),(7)) Open Banner. A double sided, embroidered banner displayed in the Downtown or Mohawk area that is attached to a pole, purchased and installed by the City, and advertises a business or organization.

Downtown Business District	$123-167
Mohawk Business District	$123-167

Light Pole Banner

(SMC 3.223 (1),(7)) Pole Banner. A banner attached to City utility poles or traffic signal poles at designated areas throughout the City.

Per permit	$111.00

5% Technology Fee (surcharge) will be applied when imposed or collected.

Comprehensive Telecommunication Placement Plan Review Fee

(SMC 3.226(6)) At the election of the applicant, the applicant may file a comprehensive telecommunications placement plan which describes all facilities it presently intends to install. Such plan is subject to approval of the Development and Public Works Director and may be modified from time to time by the applicant with the approval of the Development and Public Works Director. The fee for review of such plan shall be fixed by the Council by resolution.

$882.00

5% Technology Fee (surcharge) will be applied when imposed or collected.

Curb Cut Fee

(SMC 3.254, 3.256) In case the permit shall be granted, it shall be the duty of the applicant to pay a fee based on the average actual costs as set forth by resolution of the Council. The same fee shall be charged for new construction or repair. The rates and charges herein provided are incurred costs based upon the use or availability for use of the public right-of-way, the availability of which is necessary for the regulation of, and provision for, the public health, safety and welfare. The charge is controlled by the user's (or potential user's) request and choice of the kind, nature and quantity of use.

	First curb cut	$127.00
	Second curb cut	$68.00
Re-inspection fee	Per re-inspection	$123.00

5% Technology Fee (surcharge) will be applied when imposed or collected.

Curb Cut Fee and Sidewalk Construction Permit: Multiple Permit Discount

(SMC 3.250, 3.256, 3.300(1)) Before any sidewalk in a public right of way is started, a permit shall be obtained from the building official. At the time the permit is issued, the applicant shall pay a fee based on the average actual costs for permit administration and sidewalk inspection as set forth by resolution of the Council for the sidewalk, for either new construction or repair. These requirements do not apply, however, when such work is done under contract with the City or covered by a subdivision agreement with the City. The rates and charges herein provided are incurred costs based upon the use or availability for use of the public right-of-way, the availability of which is necessary for the regulation of, and provision for, the public health, safety and welfare. The charge is controlled by the user's (or potential user's) request and choice of the kind, nature and quantity of use.

Discount when applicant obtains up to three Curb Cut or Sidewalk Construction Permits in same location. $43.00

5% Technology Fee (surcharge) will be applied when imposed or collected.

Placement Permit for Standard Mailbox - No Sidewalk Construction

(SMC 3.226) No fee

Placement Permit

(SMC 3.226 (2)) Prior to placing a structure or device in the right-of-way, the owner of such structure or device shall secure a placement permit, which permit shall also serve as an encroachment permit.

	$351.00
Per re-Inspection	$123.00
Plus an Asphalt Damage Deposit (*SMC 3.214(2)(b)*)	$1,078.00

5% Technology Fee (surcharge) will be applied when imposed or collected.

Public Right of Way Use Agreement

(SMC 3.226 (2)) Prior to placing a structure or device in the right-of-way, the owner of such structure or device shall secure a placement permit, which permit shall also serve as an encroachment permit.

Initial Permit	$1,219.00

5% Technology Fee (surcharge) will be applied when imposed or collected.

Sidewalk Café Permit

(SMC 7.904) In the downtown district only, the City Manager, or the manager's designee, may issue a revocable permit for an outdoor café allowing for the service of food and beverages at facilities placed on sidewalks within the public right-of-way abutting an existing eating establishment.

Initial Permit	$68.00

5% Technology Fee (surcharge) will be applied when imposed or collected.

Sidewalk Construction Permit

(SMC 3.300, 3.310(1)) Before any sidewalk in a public right-of-way is started, a permit shall be obtained from the building official. At the time the permit is issued, the applicant shall pay a fee based on the average actual costs for permit administration and sidewalk inspection as set forth by resolution of the Council for the sidewalk, for either new construction or repair.

For the first 90 feet of sidewalk	$127.00
Per square foot after	$0.13
Re-inspection fee	$123.00
Sidewalk Repair Permit	$24.00

5% Technology Fee (surcharge) will be applied when imposed or collected.

Sewer Connection Fee-Unassessed (Sewer In-Lieu-of-Assessment Fee)

(SMC 3.356(3)) Upon making an application as herein provided, such person shall pay to the City an amount based upon the City's established rate per square foot of benefited property. This rate is based on the average actual sewer construction costs per square foot of benefited property, as set by resolution of the Council. Any rate adjustment shall be determined by the previous year's sewer construction costs and projected inflation to the next construction season. The depth of the benefited property shall not exceed 150 feet from the street or 150 feet from the sanitary sewer line if the sewer line is not within the street right-of-way, except by special authorization by the Development and Public Works Director and based upon reasonable judgment, such as

a. The location of the building in relation to the referenced 150 foot line;

b. The possibility of future development for the building sites beyond the 150 foot depth.

Except as provided by (a) and (b) immediately preceding, a reduced charge will be charged for that area beyond the 150 foot line. The sum so paid may be deposited against any future sanitary sewer assessment which may be made against said property. In the event the sum paid exceeds the assessment any excess will be refunded to the property owner.

Per square foot for first 150 feet of depth	$0.74
And per square foot thereafter	$0.37

5% Technology Fee (surcharge) will be applied when imposed or collected

Unassessed Property along McVay Highway, Franklin Boulevard to Nugget Way

(SMC 3.356(3)(c)) The City Council has determined that a special rate is appropriate for properties directly benefitted by the Franklin/McVay Sanitary Sewer Extension, City Project #21080, to provide a reasonable and just fee based upon the size and configuration of the benefitted properties.

Per square foot	$0.22

5% Technology Fee (surcharge) will be applied when imposed or collected.

Sewer Construction Permit
(SMC 3.358(4)) An application for a permit to construct a sanitary sewer shall be accompanied by a fee set by resolution of the Council. If more than 50 percent of an existing sewer line is to be reconstructed, then it shall be classed as new construction.

No charge

Sewer Reconstruction Permit
(SMC 3.358(5)) An application for a permit to reconstruct any sanitary sewer shall be accompanied by a fee set by resolution of the Council. If less than 50 percent of an existing sewer line is to be reconstructed, then it shall be classed as repairs.

No charge

Temporary Storage Fee
(SMC 3.214(2)(b)) Fee for the temporary storage of articles in the public right-of-way during construction as provided for in section 5.052(2)(a), if applicable:

Per square foot with a $345.00 minimum charge	$2.22
plus and Asphalt Damage Deposit (SMC 3.214(2)(b)	$1,078.00

5% Technology Fee (surcharge) will be applied when imposed or collected.

General Engineering Fees

Public Improvement Permit (PIP): Plan Approval and Deposits
Schedule of deposits pertaining to PIP plan approval and permit
(SMC 3.018 (1)) From time to time the Council shall, on recommendation of the City Engineer, by resolution, adopt a schedule of deposit amounts that shall categorize projects and the required deposit. In determining the recommended amount of a deposit, the City Engineer shall consider the actual costs of performing review for approval and preliminary testing, and the costs of inspection, testing, and other services provided to projects of similar cost of construction in the immediately preceding fiscal year, adjusted by the change in the Construction Cost Index during the past twelve months.
(2) Such actual costs shall include the employee's base salary; other direct project expenses, such as copies, project documentation, the use of consultants, the cost of materials testing and an allowance for indirect costs based on percentages determined by the Finance Director. Deposits shall be in accordance with such schedule except where the City Engineer determines, in writing, that unusual circumstances associated with the project require a deposit of a greater or lesser amount.

City Plan Examination Deposit

Estimated Project Cost	$0 to $100,000	$3,000
	-or-	
	$100,001 and over	$3,000 + 1% of Project over $100,000

5% Technology Fee (surcharge) will be applied when imposed or collected.

City Engineering and Inspection Deposit

Estimated Project Cost	$0 to $100,000	$6,000
	-or-	
	$100,001 and over	$6,000 + 1% of Project over $100,000

Job Control Testing Fees and Deposits

Soil Bearing Tests	1/500 L.F. at	* each
Soil Densities	1/250 L.F. at	* each
Curb Rock Densities	1/150 L.F. at	* each
Base Rock Densities	1/150 L.F. at	* each
Concrete CLY. and Slump	1/100 C.Y. at	* each
A.C. Extractions per Class	1/500 TON at	* each
Asphaltic Concrete Densities (each lift)	1/150 L.F. at	* each
Asphaltic Job Mix Testing Fee	per project	*

* above indicates fee is paid for by the developer to a third party testing company.

5% Technology Fee (surcharge) will be applied when imposed or collected.

Post-Monumentation Deposit for Subdivision

(ORS 92.065(1))	Base deposit	$2,800.00
	Plus monument (each)	$120.00

This Deposit is refundable when the City Surveyor deems the Post Monumentation is completed. In the event that the Subdivision is not monumented within the conditions of post monumentation, the funds will be utilized by the City Surveyor to complete said monumentation per Statute. A non-refundable 5% Technology Fee (surcharge) will be applied when imposed or collected.

Project Bid Books and Project Draft Plans

(ORS 192.324(4)) Oregon Revised Statutes authorize the public body to establish fees reasonably calculated to reimburse it for its actual costs in making such records available including costs for summarizing, compiling, or tailoring such records, either in organization or media, to meet the person's request.

Minimum, varies by project	$33.00

5% Technology Fee (surcharge) will be applied when imposed or collected.

Just Compensation due to Land Use Regulation

(ORS 195.310 & ORS 195.312) A person filing a claim under ORS 195.310 for just compensation due a City land use regulation must file the claim in the manner provided under ORS 195.312. The City may impose a fee for review of a claim filed under ORS 195.310 in an amount not to exceed the actual and reasonable cost of reviewing the claim.

Per Application	$627.00

5% Technology Fee (surcharge) will be applied when imposed or collected.

Re-Apportionment Fee

(SMC 3.154) Apportionment or reapportionment shall only be made upon the written request of the record owner of the tract or parcel of property involved directed to the finance director. The request shall be accompanied by a survey map of the parcels to receive the assessment liens as reapportioned, together with a legal description thereof. Apportionment or reapportionment shall only be made upon the written request of the record owner of the tract or parcel of property involved directed to the finance

director. The request shall be accompanied by a survey map of the parcels to receive the assessment liens as reapportioned, together with a legal description thereof.

First two lots	$33.00
Extra per lot	$14.00

5% Technology Fee (surcharge) will be applied when imposed or collected.

Other Engineering Fees

Asphaltic Job Mix Testing Fee

Each Public Improvement Project using asphaltic paving	$483.00

5% Technology Fee (surcharge) will be applied when imposed or collected.

Local Improvement District Assessment Service Fee

(SMC 3.072) An assessment service fee of 6.2 percent of the cost of direct construction, advertising, testing and engineering of local public improvement projects shall be added and included in the assessment made to each benefiting property owner in order to cover the origination, billing and collection cost on assessment.

Per Assessment	6.2% of Assessment

Reimbursement District Application Fee

(SMC 3.610 (1)) A person who is required to or chooses to finance some or all of the cost of an infrastructure improvement that will be available to provide service to property, other than property owned by the person, may, by written application filed with the Development and Public Works Director, request that the City establish a reimbursement district. The infrastructure improvements must be in addition to or in a size greater than those that would otherwise ordinarily be required in connection with the application for permit approval and must be available to provide service to property other than property owned by the applicant. Examples include, but shall not be limited to, intersections, full-street rather than half-street improvements, traffic signals, off-site sidewalks, connection of street sections for continuity, extension of water lines, and extension of sewer lines. The City may also initiate formation of a reimbursement district. The application shall be accompanied by a fee, as established by resolution, sufficient to cover the cost of administrative review and notice pursuant to this section.

Per Benefitted Parcel	$555.00 Each

Reimbursement District Administration Fee

(SMC 3.165(2)) The City may charge a fee for administration of the agreement. The administration fee shall be fixed by the Council in the resolution approving and forming the reimbursement district. The administration fee is due and payable to the City at the time the agreement is signed (or, if specified as a percentage, shall be paid quarterly based upon the reimbursement fees paid during that quarter).

For Reimbursement Districts with 10 or fewer Benefitted Parcels
$555.00 each

For Reimbursement Districts with more than 10 Benefitted Parcels
6.2% of the Reimbursement Fees
collected from a District each quarter

Traffic Engineering Fees

Traffic System Damage Fee

These fees are meant to reimburse the City for damage caused to traffic sign posts and curbs from drivers.

Reinstall Single Post, Sign and Base	$262 each
Reinstall Double Post, Sign and Base	$419 each
Repaint, Overpaint Curb, Less Than 25 Ft.	$209 each

Portable Changeable Message Sign Fee

This fee compensates the City for use of its Portable Changeable Message Signs (PCMS) and covers the City's operating costs associated with deploying and operating PCMS units for events and other activities undertaken by outside agencies.

Deploy, Program, and Retrieve PCMS	$1,674 per each location
Operate and Maintain PCMS	$22 day
Operate and Maintain PCMS	$83 week

CITY OF SPRINGFIELD, OREGON
RESOLUTION NO. _____

A RESOLUTION AMENDING THE SPRINGFIELD MASTER FEES AND CHARGES SCHEDULE TO ADOPT A NEW ENCROACHMENT PERMIT TYPE 2 FEE

WHEREAS, the City is authorized pursuant to Section 4 of the 2001 Springfield Charter and Oregon Revised Statutes to establish fees and charges based on costs for specific services rendered;

WHEREAS, on May 17, 2021, the City Council adopted Resolutions 2021-17 and 2021-18 adopting the Springfield Master Fees and Charges Schedule to include cost-of-living adjustments, changes in fee descriptions, new fees and omitted fees, but did not include any changes to the Section 6 Building and Safety fees;

WHEREAS, on October 18, 2021, the City Council adopted Resolutions 2021-38 adopting Section 6 Building and Safety Fees to include cost-of-living adjustments, changes in fee descriptions, new fees, and omitted fees;

WHEREAS, the proposed Section 7 Engineering include a new Encroachment Permit "Type 2" fee to distinguish this category of higher level Encroachment Permits from the existing category of Encroachment Permits, which will be renamed as "Type 1"; and

WHEREAS, the opportunity for public comment at a public hearing has been provided prior to the adoption of this Resolution,

NOW, THEREFORE, BE IT RESOLVED BY THE COMMON COUNCIL OF THE CITY OF SPRINGFIELD:

Section 1: The Springfield Master Fees and Charges Schedule, Section 7 Engineering, is hereby amended as provided in Exhibit A, attached hereto. Except as specifically provided herein, all other fees and charges adopted by Resolution 2021-17, 2021-18, and 2021-38 will remain in full force and effect.

Section 2: Future Resolutions of the Common Council may be adopted to amend, add, or delete any rate, permit fee, license fee, or other fee or charge.

Section 3: If any particular rate, permit fee, license fee, and other fee or charge is held invalid by operation of law or any court of competent jurisdiction or the enforcement of any fee restrained by such court pending the final determination as to its validity, the remainder of the rates, permit fees, license fees, fees, and charges specified in the Springfield Master Fees and Charges Schedule shall not be affected thereby and shall remain in full force and effect.

Section 4: This Resolution will take effect on February 1, 2022.

ADOPTED by the Common Council of the City of Springfield this ___ day of _____, ____, by a vote of _____ for and ____ against.

ATTEST:

_____
City Recorder

ENCROACHMENT PERMIT TYPE 2 APPLICATION

225 FIFTH STREET • SPRINGFIELD, OR 97477 • PH: 541-726-3753 • FAX: 541-726-3689

The Encroachment Permit Type 2 is intended for complex encroachment permit requests that require professional plans but that do not rise to the level of a Public Improvement Project. Examples of qualified projects might include the following:

- Sewer lines (except those in collector/arterial streets)
- Street lighting
- Work completed in an easement
- Street frontage improvements
- Simple street paving projects
- ADA ramps
- Limited to one worksite location

The City Engineer has the authority to determine the type of permit appropriate for a project based on risk factors and may at their sole discretion determine that a project must be submitted as a Public Improvement Project (PIP). Any project with an estimated cost of $100,000 or over will be considered a Public Improvement Project.

APPLICANT

STEP 1: PROJECT CONTACTS

NAME	PHONE	EMAIL		
MAILING ADDRESS	CITY	STATE	ZIP	

CONTRACTOR

BUSINESS NAME	LICENSE NUMBER	EXP DATE
PROJECT SUPERVISOR	PHONE	
EMAIL		

MAILING ADDRESS	CITY	STATE	ZIP

DESIGN PROFESSIONAL

Add additional sheets if more than one design professional is working on the project.

NAME	OREGON REG./LICENSE #

DESIGN PROFESSIONAL:

☐ CIVIL ENGINEER ☐ ENVIRONMENTAL ENGINEER ☐ TRAFFIC ENGINEER ☐ STRUCTURAL ENGINEER

☐ LICENSED ARCHITECT ☐ LICENSED LANDSCAPE ARCHITECT

EMAIL	PHONE

MAILING ADDRESS	CITY	STATE	ZIP

UTILITIES
DOES YOUR UTILITY COMPANY HAVE A FRANCHISE AGREEMENT WITH THE CITY? PLEASE IDENTIFY THE TYPE OF AGREEMENT ☐ FRANCHISE AGREEMENT ☐ LICENSE ☐ NA
NAME OTHER UTILITIES IF THIS IS A JOINT PROJECT
INTENT OF PROJECT FOR OTHER UTILITY WHO WILL OWN ANY FACILITIES PLACED IN RIGHT OF WAY

PROJECT SITE			
SITE ADDRESS		TAX LOT	MAP LOT
PERIOD OF USE OR TIME OF CONSTRUCTION: 7AM TO 6PM, UNLESS IT'S AN EMERGENCY **CONSTRUCTION SCHEDULE REQUIRED PRIOR TO START OF WORK**	FROM DATE	TO DATE	
	DAILY START TIME	DAILY END TIME	
SCOPE OF WORK			
TYPE OF WORK: ☐ PLACING NEW FACILITIES IN THE RIGHT OF WAY ☐ REPAIRING/MAINTAINING EXISTING FACILITIES			
ESTIMATED TOTAL PROJECT COST* *ATTACH ITEMIZED DESIGN PROFESSIONAL'S ESTIMATE			
DESCRIBE THE WORK THAT IS TO BE DONE AS PART OF THIS PROJECT			

STEP 2: DESCRIPTION OF WORK

STEP 3: PLANS AND ADDITIONAL SUBMITTALS

Submit four copies of the project plans and a set of digital plans. All plans must be stamped by a design professional and designed according to the City Standard Construction Specifications, the design guidelines contained in this Engineering Design Standards and Procedures Manual, other applicable City policies and regulations, and any other specific requirements of the City Engineer.

Design of ADA facilities shall at a minimum meet the current federal Technical Requirements as described in the United States Access Board's 2011 Proposed Accessibility Guidelines for Pedestrian Facilities in the Public Right-of-Way Notice of Proposed Rulemaking (NPRM).

Work Plans must be attached in an email to engineering@springfield-or.gov. Reference the site location and name in subject line.

SUBMITTAL REQUIREMENTS

1. **A complete Encroachment Type 2 Permit Application** signed by the applicant and acknowledged by all contractors and design professionals working on the Project, if different from the applicant.
2. **Itemized cost estimate for construction of the Project**. This estimate must be based on the BOLI prevailing wage and must include the project contingency and any fees required to be paid to the Applicant's design professional(s).
3. **One copy of any applicable land use decisions** and explanations of how applicable conditions will be met by the Permit and any additional applicable studies required by the Engineering Design Standards and Procedures Manual.
4. **Permit deposit**. See Step 4 below.
5. **All design professionals' Insurance Certificates** with all required endorsements (including applicant if applicant is a design professional).
6. **Contractor's Insurance Certificates** with all required endorsements (including applicant if applicant is a contractor).
7. **Approved Financial Security**, provided by the Applicant to secure the completion of and payment for the project work, with the amount and surety being subject to approval by the City. See Step 4 below.
8. **Temporary Traffic Control Plan** for project construction. See additional information under Safety and Environment.
9. **List of Subcontractors** for approval.
10. **Concurrences from affected utilities**, signifying that they have been given a chance to review and comment on the project. The "Concurrence Letter" form can be found at the end of this application. If a utility company does not reply, proof must be submitted that at least two attempts were made.
11. **Copy of approved pavement mix designs and/or any other required material submittals.**
12. **Two copies of the Special Provisions for Construction**, if any are necessary.
13. **Applicable permits required by other Agencies** to complete the project.
14. **"As-Built"/record drawings and data** must be provided to the city by the coordinating design professional following completion of construction and prior to beginning the project warranty. These must include all changes noted during the construction and field measurements indicated on the inspection notes and drawings. Refer to Chapter 9.00 DRAFTING STANDARDS and Chapter 10.00 ELECTRONIC ACCEPTANCE STANDARDS of the *Engineering Design Standards and Procedures Manual* for requirements for the submittal and acceptance of AutoCad As-Builts.

SAFETY AND ENVIRONMENT

AIR QUALITY

Type of Dust Control to be utilized: _____

WASTEWATER SPILL/OVERFLOW PREVENTION

Directions: City policy requires that all work performed in the City right of way/easement is in full compliance with DEQ and EPA regulations. No spillage of raw sewage shall occur during construction, including spillage in an open trench or excavation. The contractor shall take all reasonable precaution to avoid spills and shall

immediately notify City of Springfield Maintenance 541 726-3615 or 541 726-3761; After hours Emergency Response Team 541 953-3428 in the event of a spill.

Plan submittal for Wastewater main line work: ☐Bypass pumping ☐Temporary plugging of sanitary main

STORMWATER POLLUTION PREVENTION PLAN

Directions: The City is required by Federal and State law to monitor the discharge of construction stormwater and site runoff. Applicants shall develop and submit a Stormwater Pollution Prevention Plan (SWPPP) that minimizes to the maximum extent practicable the discharge of sediment and other pollutants to the public stormwater system. Call LDAP with questions, (541) 726-5489. Some common issues on right of way construction projects that may need to be addressed in your SWPP include: dewatering, soil erosion, hazardous material storage/spill prevention, sawcut slurry runoff, and site runoff/sedimentation. Please be aware that each project is unique and may present challenges not addressed in this set of examples.

TRAFFIC CONTROL PLAN

Directions: You will need to submit a Traffic Control Plan as part of the plan set, which will need to be in compliance with the Manual on Uniform Traffic Control Devices (MUTCD) and Oregon Temporary Traffic Control Handbook. If operations are 3 days or less, follow the Oregon Temporary Traffic Control Handbook (OTTCH). For operations that will require a TCP outside the operational limits of the OTTCH a TCP shall be prepared and stamped by a Professional Engineer licensed in the State of Oregon. Depending on the scope of work The City of Springfield may also require a TPAR.

STEP 4: FINANCIAL SECURITY AND INSURANCE

INSURANCE

All contractors and design professionals working under this Permit must provide insurance that meets the requirements in the *Engineering Design Standards and Procedures Manual* Section 12.07 and keep it in effect for the duration of the work under this Permit. EDSPM 12.07 is specifically incorporated herein by reference; where the language in this Permit conflicts with EDSPM Section 12.07, the language in the EDSPM will prevail.

It is the applicant's responsibility to ensure that any contractor or design professional working under this Permit obtain the required coverages. The minimum requirements are summarized below, but see EDSPM Section 12.07 for the complete requirements:

- Commercial General Liability Coverage: $2,000,000 per occurrence and $3,000,000 aggregate, occurrence-basis.
- Worker's Compensation Coverage: Not less than $500,000 per accident or proof of exemption from coverage.
- Commercial Automotive Liability Coverage (Contractor only): $1,000,000 combined single limit per occurrence.
- Professional Liability Coverage (Design Professionals only): $2,000,000 combined single limit per occurrence, $3,000,000 annual aggregate limit.
- Railroad Liability Coverage and other coverages may be required by the City as needed.

All insurance must carry a rating of A- or better with A. M. Best and must be approved by the City as to terms, conditions, and form. The City has the right to reject any certificate or endorsement for unacceptable coverage and/or companies. All policies must include a 30-day notice of cancellation or material change in coverage

clause. If the approved insurance company will not provide this 30-day notice, the applicant must provide written notice to the City within two (2) days of becoming aware that the coverage has been cancelled or materially changed, regardless of the circumstances causing the coverage to cease or lapse. Notice must e-mailed directly to Purchasing in the Springfield Finance Department at purchasing@springfield-or.gov with a copy to Amanda Clinton at aclinton@springfield-or.gov.

DEPOSITS

The Applicant must deposit funds with the City that are sufficient to cover the City's estimated staff costs and expenses dedicated to the project. Any unused deposit funds will be refunded to the Applicant at the same time as final release of the Financial Security. The City will periodically review the amount of deposited funds compared to Project expenses to determine if there are sufficient funds deposited. The City will notify the Applicant if there are insufficient funds to continue paying expenses. The Applicant must submit the additional deposit within 14 days of the first notification, or else the City may put a stop work order on the project. Funds held on deposit are property of the City and are not held in trust for the Applicant. The Deposit is due at the time of initial plan submittal. The deposit calculation for this permit is as follows:

CONSTRUCTION DEPOSIT CALCULATION	
Encroachment Type 2 Deposit Flat Fee	$4,500
Tech Fee	$225
Total	**$4,725**

FINANCIAL SECURITY:

Financial security for the project must be equal to or greater than 50% of whichever cost is higher: (1) the price of the Applicant's contract for the work, or (2) the official itemized design professional's estimate of the cost of the project, and must be based on BOLI prevailing wage rates and include the design professional's fee and project contingency. The City reserves the right to evaluate the total cost to construct the Project submitted in the itemized cost estimate and, if determined to be insufficient, to require the Applicant to provide addition financial security. The deposit amount may be reduced to 25% once the project reaches substantial completion and enters the warranty period.

There are three Financial Security options available: (1) Public Improvement Project Performance Bond, (2) Set Aside Letter, or (3) Irrevocable Letter of Credit. To facilitate efficient processing of the financial security and ensure that City concerns are satisfied regarding potential exposure, financial security shall be submitted only on City authorized forms. The acceptable forms are available from the Development and Public Works Department or online.

WARRANTIES

Financial security is held by the City during a warranty period that typically lasts one year and begins when the project passes final construction inspection and after as-builts have been approved. The warranty period allows the City to monitor the structural integrity of repairs and determine their long-term viability. Financial security provides the City with the means to repair infrastructure should failures that remain uncorrected by the applicant or applicant's representative occur during the warranty period. A final warranty inspection will be conducted eleven months after the final construction inspection. Financial security will be released when the warranty period has passed final inspection.

RESTORATION OF CITY FACILITIES

It will be determined by the Public Works Director at the time of the 11-month inspection as required in Municipal Code 3.222 that the work area in the public right-of-way is in as good a condition or better than it was before the issuance of the encroachment permit. Municipal Code 3.210 (2).

Step 5: Agreement & Signature

By signature, I state and agree that I have carefully examined the completed application and do hereby certify that all information herein is true and correct. I further certify that any and all work performed shall be done in accordance with all state, federal, and local laws, including but not limited to the Ordinances of the City of Springfield; applicable City specifications and drawings; and terms and conditions of the Permit as issued by the City. I further certify that only contractors and employees who are in compliance with ORS 701.026 will be used. I further certify that all contractors and design professionals used under this permit are named herein.

I agree that I am solely responsible for providing correct and complete information as may be required by the permit or by the City. If City personnel determines that any fact required of the application that is material to the assessment of the facility or operation's impact upon traffic safety, convenience, and/or the legal or property rights of any person (including government entities) is false, incorrect or omitted, the City may deny or revoke the permit and may require me, as permittee, to remove the facility or terminate the operation and restore the facility area to a condition acceptable to the City Engineer at my expense. In such cases the City, in its judgment, may also require me to provide, at my expense, any additional safeguards and/or facilities required to protect the safety, convenience and rights of the traveling public and persons (including the City), if such additional requirements are adequate to achieve those purposes, as a condition of the continued validity of the permit.

I understand and agree that any supervision and/or control exercised by City personnel in no way relieves me or my agents, employees, or contractors, of any duty or responsibility to the general public nor does such supervision and/or control relieve me, my agents, employees, or contractors from any liability for loss, damage or injury to persons or property as provided in this release. I understand and agree that City issuance of the Permit in no manner presumes or implies the approval or terms of approval of any future permit required by the City for the site. The City reserves the right to cause any work completed in compliance with the Permit to be altered in conjunction with any future development approval, public contract, or other permit that includes the site.

I understand and agree that the City may inspect the work site described in the Permit at any time during a one-year period following receipt by the City of notice of completion of the described work, and that the City may specify, at the City's sole discretion, any additional restoration work required to return the site to a standard acceptable to the City. The permittee will be notified in writing of any work required and will have thirty (30) days from date of the notice to complete the work. I understand and agree that work not completed at the end of the thirty (30) days will be performed by the City may be performed by the City and the costs billed to the permittee.

I further agree to ensure that all required inspections are requested at the proper time, that the project address is readable from the street, and that the approved set of plans will remain on site at all times during construction.

As permittee, I further agree to indemnify, defend and hold harmless the City and its officers, agents and employees against all liability, loss and costs arising from actions, suits, claims or demands attributable in whole or in part to the acts or omissions of the permittee, and the permittee's officers, agents and employees, in performance of the Permit. I further agree to obtain, at the permittee's expense, and keep in effect during the term of the Permit, Commercial General Liability Insurance covering bodily injury and property damage on an "occurrence" form, in an amount determined by the City as a condition to the permit, in addition to any other

insurance required by the City as a condition of the Permit. Such insurance shall be primary and non-contributory. I understand and agree that failure to maintain such insurance does not negate any of the obligations stated in this application or the Permit.

Applicant Signature: _____ **Date:** _____
Printed Name: _____

Step 6: Design Professional/Contractor Acknowledgment

Acknowledgment: The below named Design Professional(s) and/or Contractor(s) ("Design Professional/Contractor") have reviewed this Encroachment Type 2 application and permit agreement. Design Professional/Contractor acknowledges that he or she has been retained by the applicant to perform professional services to carry out the applicant's obligations under this permit.

Indemnification and Hold Harmless: Each undersigned Design Professional/Contractor individually agrees to indemnify, defend, and hold harmless the City and its officers, agents and employees from and against all claims, actions, liabilities, loss, and costs including attorney' s fees and costs of defense, arising in whole or in part from the acts or omissions of said Design Professional/Contractor, and the Design Professional/Contractor's subcontractors, officers, agents, and employees, in performance of this permit. Design Professional/Contractor understands and agrees that any supervision and/or control exercised by City personnel in no way relieves Design Professional/Contractor or its agents, employees, or subcontractors, of any duty or responsibility to the general public nor does such supervision and/or control relieve Design Professional/Contractor, its agents, employees, or subcontractors from any liability for loss, damage or injury to persons or property as provided in this release.

If any such action or claim is brought against City, upon tender by City, Design Professional/Contractor will defend the same at the Design Professional/Contractor's sole cost and expense, promptly satisfy any judgment adverse to City or to City and Design Professional/Contractor, jointly, and reimburse City for any loss, cost, damage or expense, including attorney fees, suffered or incurred by City. Within a reasonable time, City will notify Design Professional/Contractor of any claim, threat of claim, or legal action.

Notwithstanding the foregoing, neither Design Professional/Contractor nor any attorney engaged by Design Professional/Contractor will defend any claim in the name of the City, nor purport to act as legal representative of the City, without the prior written consent of the City Attorney's Office. City may, at any time and at its election, assume its own defense and settlement of any claims. City reserves all rights to pursue any claims it may have against the undersigned, collectively or individually, if the City elects to assume its own defense.

Per ORS 30.140, this agreement does not include indemnification by Design Professional/Contractor for losses, claims, or actions resulting from the sole negligence of City or its officers, agents, and employees, whether within the scope of the Contract or otherwise. The absence of or inadequacy of the liability insurance required by this permit does not negate Design Professional's obligations in this agreement.

Signatures (Required for each contractor/design professional named on application):

_____ _____
Contractor Signature Date

Printed name: _____ CCB License #_____

_____ _____
Mailing Address Business Phone Number

_____ _____
City, State & Zip Code Cell Phone Number

_____ _____
E-Mail Address Fax Number

_____ _____
Signature of Coordinating Design Professional Date

Professional Engineer: ☐ Civil ☐ Environmental ☐ Traffic ☐ Structural
☐ Licensed Architect ☐ Licensed Landscape Architect (privately maintained improvements only)

Printed name: _____ Oregon Reg./License #_____

Firm Name (if applicable): _____

_____ _____
Mailing Address Business Phone Number

_____ _____
City, State & Zip Code Cell Phone Number

_____ _____
E-Mail Address Fax Number

ADDITIONAL DESIGN PROFESSIONAL(S) (Add additional pages if needed):

_____ _____
Signature of Design Professional Date

Professional Engineer: ☐ Civil ☐ Environmental ☐ Traffic ☐ Structural
☐ Licensed Architect ☐ Licensed Landscape Architect (privately maintained improvements only)

OTHER DISCIPLINE/SPECIALTY_____

Printed name: _____ Oregon Reg./License #_____

Firm Name (if applicable): _____

_____ _____
Mailing Address Business Phone Number

_____ _____
City, State & Zip Code Cell Phone Number

_____ _____
E-Mail Address Fax Number

Step 7: Utility Concurrence

Date:	

To:	Utility Company	
	Contact Name	
	Street Address	
	City, State, Zip	
	Telephone Number	
	E-mail	

From:	Engineering Consultant	
	Contact Name	
	Street Address	
	City, State Zip	
	Telephone Number	
	E-mail	

Subject: Utility Concurrence

Project Title	
Project Number	

Enclosed is a set of construction plans for your use. Please red-line the enclosed plans noting: (1) any conflicts with existing facilities; (2) existing facilities that will be adjusted or repaired with this project; and (3) any new facilities that will be constructed with this project, and return them to our office. In addition, please sign this letter in the area indicated below and send it to my attention.

Any contracts or agreements for services with our client should be initiated at this time. Contact information for our client is as follows:

Client's Name	
Street Address	
City, State Zip	

Utility Concurrence:

I have received a copy of the preliminary plans for this project and will coordinate the adjustment and/or installation of our facilities with the consulting engineer as necessary.

Name:_____ Date:_____

(Please Print)

Signature:_____

I have received a copy of the final plans for this project and signify that the utility design is complete and read for construction.

Name:_____ Date:_____

(Please Print)

Signature:_____

AGENDA ITEM SUMMARY

SPRINGFIELD CITY COUNCIL

Meeting Date:	1/18/2022
Meeting Type:	Regular Meeting
Staff Contact/Dept.:	K. Bishop / DPW-ESD
Staff Phone No:	541-726-3674
Estimated Time:	5 minutes
Council Goals:	Mandate

ITEM TITLE: SPRINGFIELD REPRESENTATIVE TO THE METROPOLITAN WASTEWATER MANAGEMENT COMMISSION (MWMC)

ACTION REQUESTED: The City Council is requested to appoint Doug Keeler to the MWMC for the term ending January 31, 2025.

ISSUE STATEMENT: The current term of Springfield's citizen representative, Doug Keeler, on the MWMC ends on January 31, 2022. The Council is requested to reappoint Mr. Keeler to the MWMC to fill the upcoming 3-year term.

ATTACHMENTS: Attachment 1: The MWMC's Charge

DISCUSSION/ FINANCIAL IMPACT: The MWMC was formed under an intergovernmental agreement in 1977 by the Governing Bodies of Springfield, Eugene, and Lane County, and provides regional wastewater treatment and conveyance services to the Eugene-Springfield Metropolitan area, including oversight for more than $400 million in regional wastewater assets. The MWMC's work is driven by 5 key outcomes including:

- High Environmental Standards
- Fiscal Management that is effective and efficient
- A successful intergovernmental partnership
- Maximum reliability and useful life of regional assets and infrastructure
- Public awareness and understanding of MWMC, the regional wastewater system, and its objective for maintaining water quality and a sustainable environment.

The MWMC's governance structure includes a seven-member Commission, with representation from each Governing Body and members serving 3-year terms. As outlined in the MWMC's IGA, Eugene has three Commission members (one Councilor and two appointed citizens), Lane County has two Commission members (one County Commissioner and one appointed citizen) and Springfield has two Commission members (one Councilor and one appointed citizen). Springfield is currently represented by City Councilor Joe Pishioneri, and appointed citizen Doug Keeler. Mr. Keeler has represented Springfield on the Commission since 1997.

At the Tuesday, January 18, 2022 regular Council meeting, the Council is requested to appoint Mr. Keeler as the Springfield citizen representative to the MWMC for the upcoming 3-year term ending January 31, 2025.

There is no financial impact associated with this item.

Metropolitan Wastewater
MANAGEMENT COMMISSION

partners in wastewater management

CHARGE

The purpose and objective of the Commission is to provide wastewater treatment services on a regional basis for the Eugene-Springfield metropolitan area and to take action necessary or convenient to perform its functions and duties.

Source of Existence:	Intergovernmental Agreement - February 9, 1977 (City of Eugene, City of Springfield, and Lane County)
Bylaws:	Yes
Code:	--
Sunset Date:	Mandatory/Council
Membership Number:	7 (1 Springfield elected official, 1 citizen member) (1 Eugene elected official, 2 citizen members) (1 County elected official: 1 citizen member)
In City:	} Bylaws do not specify residence requirement
Out City:	}
Terms:	3 years or at pleasure of governing body
Ward:	No
Qualifier:	See Membership
Appointed By:	City Elected Official: Mayor/Council recommendation County Elected Official: Lane County Board of Commissioners Citizen members: City Council/Lane County application
Meeting Time:	At least one meeting each month at a time specified. (Currently the 2nd Friday of each month at 7:30 a.m.) Occasional night meetings
Funding Source:	MWMC
Staff Liaison:	Matt Stouder, Environmental Services Director/MWMC Executive Officer Dave Breitenstein, Eugene Wastewater Director Nathan Bell, MWMC Finance Officer
Elected Official Liaisons:	Jennifer Yeh, Eugene City Councilor Joe Pishioneri, Springfield City Councilor Pat Farr, Lane County Commissioner

Metropolitan Wastewater
MANAGEMENT COMMISSION

partners in wastewater management

COMMISSIONERS as of 12/31/2021

	City of Eugene Representatives:	**Current Service Cycle:**
	Walt Meyer, Eugene Citizen	2/1/19 to 1/31/22
President	Jennifer Yeh, Eugene City Councilor	2/1/20 to 1/31/23
	Peter Ruffier, Eugene Citizen	2/1/21 to 1/31/24

	City of Springfield Representatives:	**Current Service Cycle:**
	Doug Keeler, Springfield Citizen	2/1/19 to 1/31/22
Vice Pres	Joe Pishioneri, Springfield City Councilor	2/1/21 to 1/31/24

	Lane County Representatives	**Current Service Cycle:**
	Pat Farr, Lane County Commissioner	2/1/19 to 1/31/22
	Bill Inge, Lane County Citizen	2/1/20 to 1/31/23

AGENDA ITEM SUMMARY		
	Meeting Date:	1/18/2022
	Meeting Type:	Regular Meeting
	Staff Contact/Dept.:	Vahana Keene/CMO
	Staff Phone No:	(541) 726-3700
	Estimated Time:	20 Minutes
S P R I N G F I E L D C I T Y C O U N C I L	**Council Goals:**	Encourage Economic Development and Revitalization through Community Partnerships

ITEM TITLE:	APPROVAL TO SELL CITY-OWNED REAL PROPERTY AT 725 S 57TH STREET
ACTION REQUESTED:	Authorize/not authorize the City Manager to prepare and list for sale City-owned real property located at map 18-02-04-11 tax lot 04600 and addressed as 725 57th Street, with real estate agent Brandy Huynh of Re/Max Integrity.
ISSUE STATEMENT:	The City purchased in 2010 a 1.5 acre low density residential (LDR) parcel located at map 18-02-04-11 tax lot 04600. The property was acquired for $405,000 with the intent to redevelop into a new Springfield Fire Station. The property, which includes one vacant single family structure, is no longer needed for Fire and Life Safety purposes and the City might pursue a market rate sale of the parcel.
ATTACHMENTS:	Attachment 1 – Property Map and Summary Sheet Attachment 2 – Recommended Real Estate Agent Information
DISCUSSION/ FINANCIAL IMPACT:	The purchase of the 1.5 acre tax lot 4600 for $405,000 in 2010 was facilitated by the City to support the Springfield Fire Department's efforts for facility planning. After further evaluation, and following the Eugene-Springfield Fire and Life Safety services functional consolidation, the location was deemed unnecessary for fire services, although a small northern portion of the property (approx. 0.3 acre) was carved off for City storm water needs. In 2018, the Council directed staff to engage affordable housing providers to explore affordable housing redevelopment opportunities on the remaining 1.2 acre site. This process was unsuccessful for a number of factors including property size and costs associated with developing the site. The 1.2 acre site currently includes a 1,735 SF unoccupied single family residence and is without future redevelopment plans by the City. As the City does not have a formal practice of operating residential properties for lease without future intent to participate in redevelopment, the Council might consider listing the property for sale. Staff have engaged multiple real-estate brokers and is recommending contracting with Brandy Huynh of Re/Max Integrity to list the property at current market rates and for no less than the 2010 City purchase price of $405,000. Should the Council authorize the listing of the property, the site would first benefit from minor landscape and structure repairs to increase marketability. Staff suggests allocating a Not to Exceed budget of $10,000 for the hiring of a third-party vendor for this maintenance and repair work. The property might be listed beginning in early Spring 2022 with a goal of capitalizing on the Spring and Summer market conditions. Offers might be anticipated from buyers interested in maintaining the site as a single family residence or residential developers looking for redevelopment opportunities. Any received offers would be brought back to the Council for review, discussion and formal direction.

725 SOUTH 57TH STREET PROPERTY SUMMARY SHEET

Map 18-02-04-11, Tax Lot 04600

Addressed: 725 South 57th Street Springfield, Oregon 97478-6906

Zoned: Low Density Residential (LDR)

City 2010 Purchase Price: $405,000

Purchased With: General Fund

2010 County Listed Real Market Value (RMV): $240,167

2021 County Listed Real Market Value (RMV): $453,420

2021 Property Taxes Paid: $4,057.98

Physical Characteristics:

Property Size: 1.21 Acres

Total Home Sq Ft: 1,735

Bedrooms: 3

Bathrooms: 1 ½

Year Built: 1966

Annexed: 2008

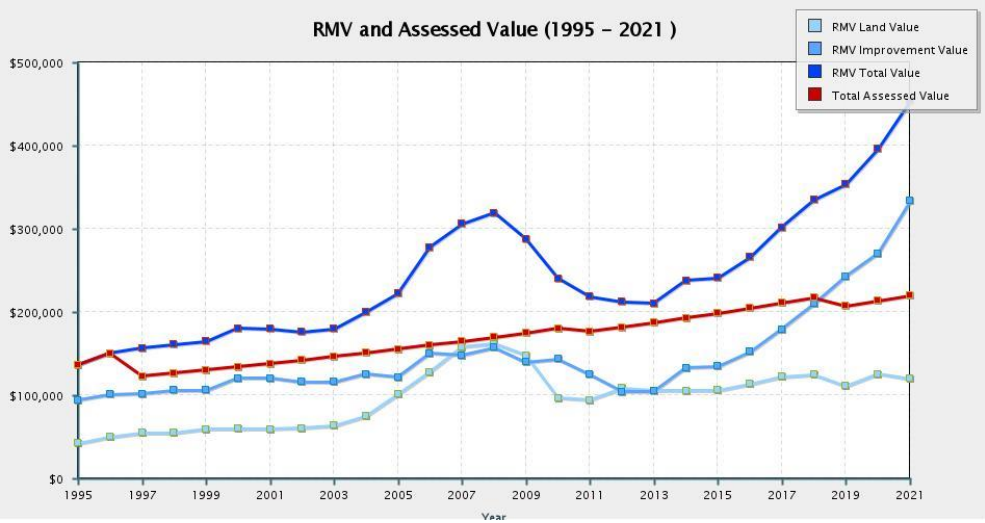

REAL ESTATE BROKER INFORMATION SHEET

Recommended Broker/Firm: Brandy Huynh, Re/Max Integrity

More than 11 years of local experience, specializing in representing buyers and sellers, relocation, and country properties.

Website: brandyhuynh.remax.com

Address: 4710 Village Plaza Loop Ste 200, Eugene, OR 97401

License: 200912121

About: Ms. Huynh is a native Oregonian and has lived in the Willamette Valley for over 35 years. Reviews from clients consistently reflect high scores and positive feedback.

Staff Recommendation: Ms. Huynh was engaged by staff and provided an overview of strategies for listing the property. She reflected strength in perspective of the site's opportunity, recommendations for minor repairs and beautification upgrades to improve resale opportunity, and a portfolio which reflected significant experience in listing Springfield area properties. Ms. Huynh's proposed commission is 4.5%, the lowest commission of those agents engaged by staff.