

Standard Conditions

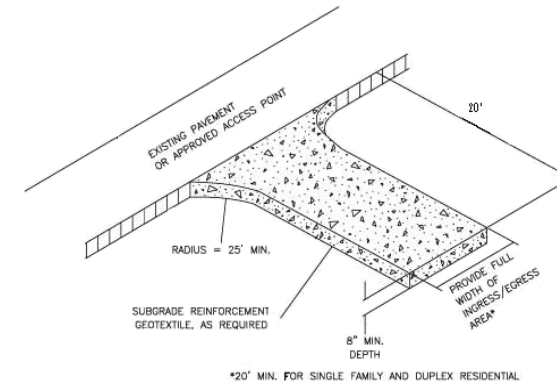
- A. Prior to any ground disturbing activity on the site, an initial inspection is required by City LDAP staff. Erosion measures should be in place prior to the inspector arriving. **Call (541)726-5849 to schedule your inspection.**
- B. Best Management Practices (BMP's) must be constructed in conjunction with all clearing and grading activities, and in such a manner as to insure that sediment and sediment-laden water do not enter the drainage system, roadways, or violate applicable water standards.
- C. The below BMP's are the minimum requirements for anticipated site conditions. During the construction period, these BMP's shall be upgraded as needed for unexpected storm events and to **ensure that sediment and sediment-laden water do not leave the site.**
- D. The BMP's shall be inspected daily by the applicant/contractor and maintained as necessary to ensure their continued functioning.
- E. Stabilized construction entrances shall be installed at the beginning of construction and maintained for the duration of the project. Additional measures may be required to insure that all paved areas are kept clean for the duration of the project.

Residential BMP's to be Implemented

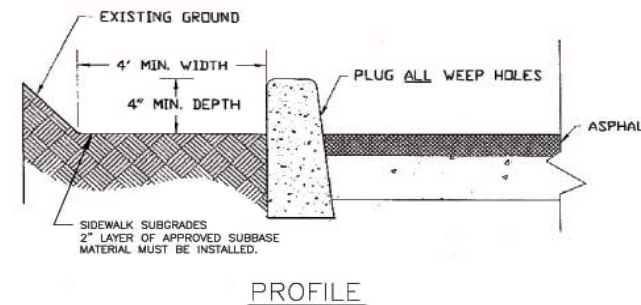
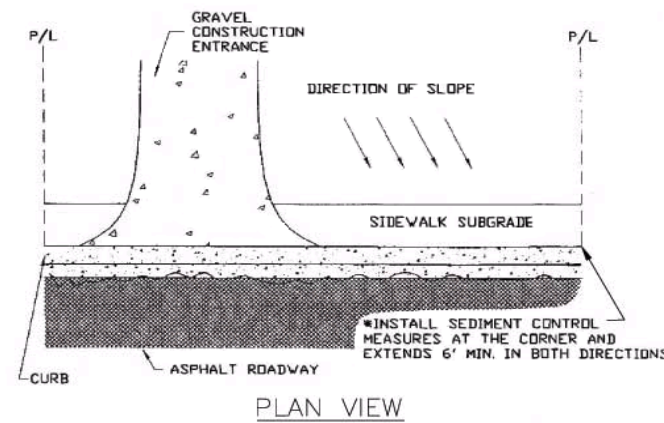
All of the following BMP's need to be installed, inspected, maintained, and may need upgraded throughout construction.

- 20' X 20' minimum gravel entrance/exit, 8 inches thick.
- If stockpiling material, locate away from the street and cover with 6 mil plastic.
- Place a sediment control measure on the down hill side of all disturbed areas of the construction site.
 - Mulch Berm
 - Sediment Fence
 - Excavated sidewalk: 4 inch minimum of depth and 4 foot minimum of width, 2 inches of gravel (plug all weep holes)
- Inlet Protection:
 - Curb Inlet Sedimentation Dams
 - Catch Basin Drop-in Sediment Barrier Inserts
 - Bio-filter bags may only be used as a short-term measure to collect short-duration runoff events (e.g., saw cut slurry). Bags are to be removed at completion of work and after disposal of any trapped sediment.
- Designate a concrete wash out area for all concrete trucks, mortar, and concrete tools to wash-out. Designated wash-out areas shall be located away from the street, storm system, and waterways.
- Temporary or permanently seed and cover all soil that is disturbed and un-worked for a period of 14 days or more. All disturbed soil shall be stabilized in wet weather season (October 1 – April 30).

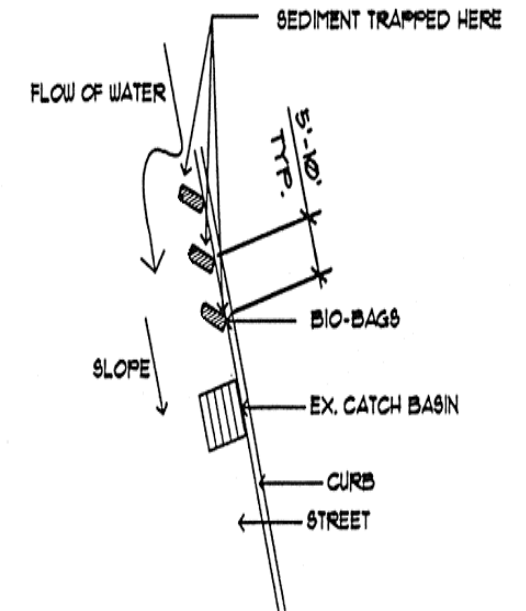
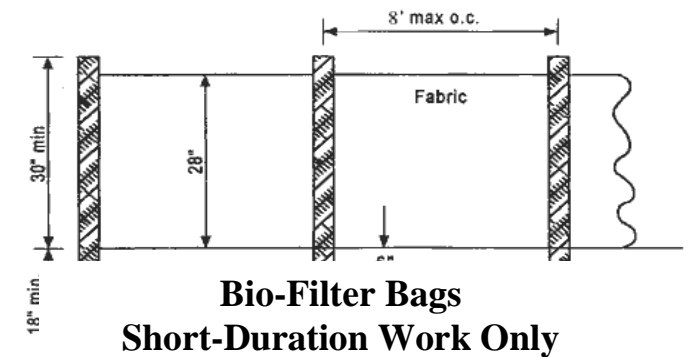
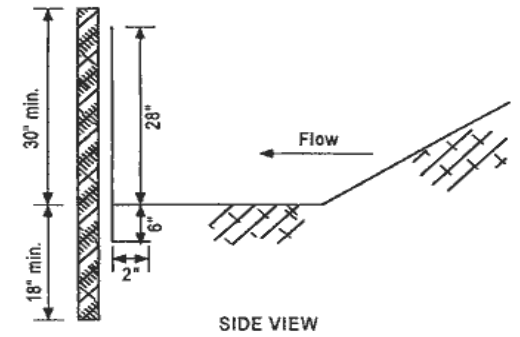
Residential Construction Entrance/Exit



Excavated Sidewalk



Sediment Fence



NOTE:
MINIMUM THREE SETS OF BAGS.

This permit authorizes the applicant to proceed with grading and excavation in conformance with City of Springfield Municipal Code and Development Code (for questions about the code contact the City of Springfield or go to www.ci.springfield.or.us). Failure to comply with these standards will constitute a violation of this permit and may result in any or all of the following: stop work order, stop inspections, re-inspection fees, and or citation.

The permittee, for themselves, their contractors, and employees, agrees that the approval of the grading permit in no manner presumes or implies the approval or terms of approval of any other future permit required by the City for the site and indemnifies and holds harmless the City regarding any future approval of a future site plan, partition, subdivision, or any other required permit that may cause any work completed in compliance with the grading permit to be altered to conform to the final permit approval and further agrees to save, indemnify and hold harmless the city of Springfield and its representatives from all liabilities, claims and judgments for damages by reason of injury or death to any person or persons, or damage to property from any cause whatsoever while in, upon, or in any way connected with the work covered by this Land and Drainage Alteration Permit, and does further agree to defend the city in any claim arising out of or as a result of the work done under this permit.

By Signature, I state that I have carefully examined the approved permit and attachments and do hereby agree to comply with the requirements of the permit, and I further certify that any and all work performed shall be done in accordance with the Ordinances of the City of Springfield, applicable City Standard Specification and Drawings, and the laws of the State of Oregon pertaining to the work described herein. I further certify that only contractors and employees who are in compliance with ORS 701.055 will be used on this project.

Signature of owner or owners representative: _____ Date: _____

Issued By: _____ Fee: _____ Receipt Number: _____

LDAP staff is here to help you achieve compliance. If you have any questions about permit requirements or BMP installation, please call Todd at 726-5931 or Josh at 736-1037. We will be happy to meet with you and answer your questions.

Public Works Engineering
 225 Fifth Street
 Springfield, Oregon 97477
 Phone: (541) 736-1037
 (541) 726-5931
 Fax: (541)736-1021

**Single Family Dwelling (Short Form)
 Land and Drainage Alteration PERMIT**



Date Permit Issued _____

PERMIT NUMBER _____ BUILDING PERMIT _____

Site Address _____ Springfield, Oregon
 Subdivision _____ Lot _____ Assessor's Map _____ Tax Lot _____

Applicant Name: _____ Address: _____
 City: _____ State: _____ Zip: _____ Phone: _____ Email _____
 Owner Name: _____ Address: _____
 City: _____ State: _____ Zip: _____ Phone: _____ Email _____
 Contractor Name: _____ Address: _____
 City: _____ State: _____ Zip: _____ Phone: _____ Email _____
 Mobile Phone: _____

FIELD CONDITION CHECK-OFF:

- DRAINAGEWAY OR SWALE YES NO
- HILLSIDE DEVELOPMENT YES NO
- WETLAND YES NO
- FLOOD PLAIN YES NO
- DISTURBANCE ONE ACRE OR GREATER YES NO

This permit will not be valid until the site has passed an initial inspection. Any earthwork conducted prior to the issuance of a LDAP placard is a violation of this permit and is subject to enforcement action. A placard validating earthwork will be presented when a City Inspector determines that the appropriate measures are correctly installed. Call (541)726-5849 to schedule your inspection.

This permit and placard must remain on-site at all times until a LDAP final inspection has occurred. The placard is to be displayed in a location that is readable from the street and is to be removed only by the City of Springfield upon final inspection.